

The DD-820 is a 12 digit desktop calculator with a special **QuickProfit** feature that empowers you to figure out Cost, Sell & Gross Profit Margins quickly. It also calculates tax, tip, sur-charge added values of a fixed % with the TAX+ TAX- analysis.

FEATURES

- Profit Analyzer.
- TAX+/TAX- Calculations
- 12 Digit Adjustable Display
- Last Digit Correction
- Dual Power: Solar power with Battery Back Up

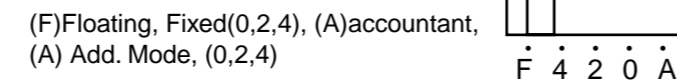
TURNING CALCULATOR ON & OFF



Press ON/AC to turn on the calculator. The calculator turns off automatically after about 12 minutes if no key is pressed.

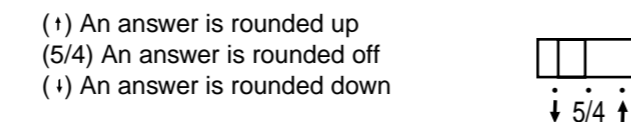
OPERATING CALCULATOR

DECIMAL POINT SELECTOR



Sets the number or digits that appear to the right of the decimal point in the display. **Example: 22 | 7 = ?**
 Switch F 0 2 4 A
 Display 3.14285. 3 3.14 3.1428 3.14

ROUND UP / DOWN SELECTOR



+/- KEY



Changes the displayed number from positive (+) to negative (-) or from negative (-) to positive (+). - appears when the displayed value is negative.

ON/AC KEY



If the calculator is on, press ON/AC to reset the display to 0.

LAST DIGIT CORRECTION



Use backspace key to delete the error digit.

PERFORMING CALCULATIONS

	Press	Displayed
Addition (+) Example: 6 + 7 = 13.	[6] [+][7] [=]	13
Subtraction (-) Example: 10 - 4 = 6.	[1] [0] [-][4] [=]	6
Multiplication (x) Example: 7 x 5 = 35.	[7] [x] [5] [=]	35
Division (÷) Example: 14 ÷ 7 = 2.	[1] [4] [÷] [7] [=]	2

PERCENT CALCULATION

	Press	Displayed
Percentages (%) Example: Calculate 6% of 100.	[1] [0] [0] [x] [6] [%]	6
Example: Add 6% tax to \$20.	[2] [0] [+][6] [%]	21.2
Example: Calculate a 20% discount from \$150.	[1] [5] [0] [-][2] [0] [%]	120

CONSTANT CALCULATIONS

Press = to repeat last function.
 Example: Calculate 5 x 5 x 5 x 5 + 2 + 2 = 629
 Press [5] [x] [=] [=] [=] [+][2] [=] [=] 629

SIMPLE EQUATIONS

	Press	Displayed
(12 x -5) 2 = -30	[1][2][x][5][+/-][1][2][=]	-30
152 + 38 = 190	[1][5][2][+][3][8][=]	190
78 - 22 = 56	[7][8][-][2][2][=]	56
22 x 12 = 264	[2][2][x][1][2][=]	264
312 6 = 52	[3][1][2][÷][6][=]	52

GRAND TOTAL



Every time the = key is pressed, the number in the display is memorized and GRAND TOTAL appears in the display. Press GT to display the sum of all memorized numbers. Clear the grand total by pressing ON/AC.

	Press	Displayed
Example: Calculate A + B + C	[6] [X] [7] [=] [5] [+][4] [=] [2] [2] [-][5]	42 9 17
A = 6 x 7 B = 5 + 4 C = 22 - 5	[GT]	68

MEMORY CALCULATION

- [M+]** Add the displayed number into Memory. M appears in the display.
- [M-]** Subtract the displayed number from Memory.
- [MRC]** Displays the number stored in Memory. Press twice to clear Memory. M disappears from the display.

Profit Analyzer Keys



GROSS PROFIT % (MARGIN)

You bought an item for \$10.00.	10.00	MARGIN COST
You sold it for 15.00	15.00	SELL
What is the Gross Profit Margin ?		
You made 33.33 % profit.		

SELLING PRICE (SELL)

You bought an item at	12.00	SELL COST
You would like to make 20% profit	20	MARGIN
This item should be sold for \$ 15.00		

BUYING PRICE (COST)

The item is sold at	90.00	COST SELL
The seller made 15% profit	25	MARGIN
How much was the cost for this item?	\$67.50	

TAX CALCULATIONS



SETTING THE TAX RATE

Tip, Tax, Surcharge Rate

Example Setting TAX rate at 15%

Hold down [%] key for 3 seconds
 Key in rate [1] [5] [%]

Once the TAX Rate is set, it will remain in memory until a new rate is entered

TAX Added

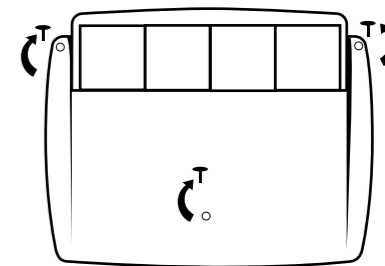
The price is \$120	How much is the total bill including 15% Tax?
120 [TAX+]	138.00 (Total Amount+Tax)
In order to see Tax amount	press [TAX+] again and you will see the amount of Tax
	18.00 (Tax = 15% of 120)

TAX Subtracted

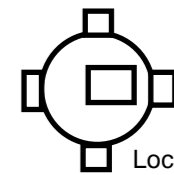
The taxed price is \$300	How much was the bill before Tax?
300 [TAX-]	260.86 (The price before Tax)
In order to see Tax amount	press [TAX-] again you will see the amount of Tax
	39.14 (Tax Amount)

BATTERY REPLACEMENT

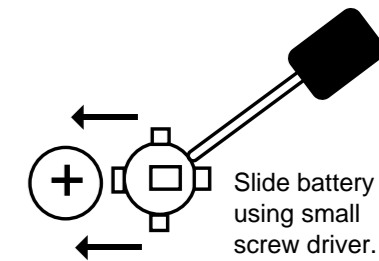
USE ONE TYPE 389 BUTTON CELL BATTERY



Remove 3 Screws on Back and lift cover off



Located battery Holder



Slide battery to left using small screw driver. Then replace

CARE AND MAINTENANCE

- Keep the calculator dry. If it gets wet, dry it before use.
- Store the calculator at moderate temperatures.
- Do not drop or strike the calculator.
- Clean the calculator case only with a soft damp cloth. Do not use harsh cleaning solvents to clean the unit.
- Keep the display and solar panel clean.

TELEDEX Limited U.S.A. Warranty

TELEDEX INC. warrants these products to the original purchaser to be free from defective material and workmanship. The product will be repaired or replaced at our option, for up to one year when returned with proof of purchase to the address below. Include a check or money order for \$3.00 to cover postage.
 TELEDEX INC. 1 Atlas st. Kenilworth, NJ 07033

Warranty valid only in the U.S.A. Printed in China 5/00

Free Manuals Download Website

<http://myh66.com>

<http://usermanuals.us>

<http://www.somanuals.com>

<http://www.4manuals.cc>

<http://www.manual-lib.com>

<http://www.404manual.com>

<http://www.luxmanual.com>

<http://aubethermostatmanual.com>

Golf course search by state

<http://golfingnear.com>

Email search by domain

<http://emailbydomain.com>

Auto manuals search

<http://auto.somanuals.com>

TV manuals search

<http://tv.somanuals.com>