



LED Book/Desktop Light

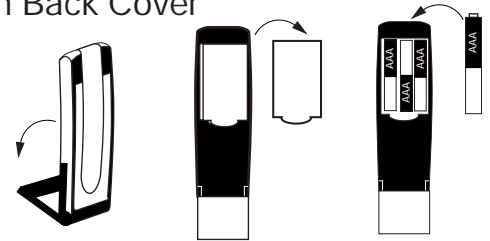
LED-25



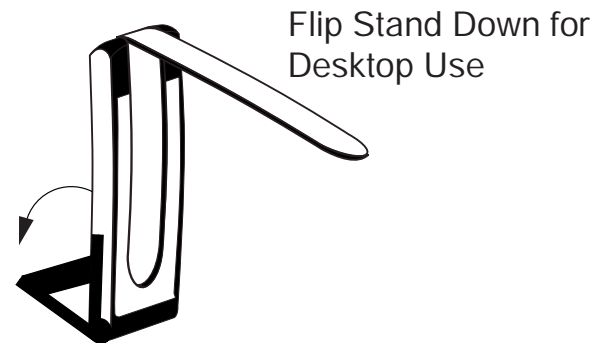
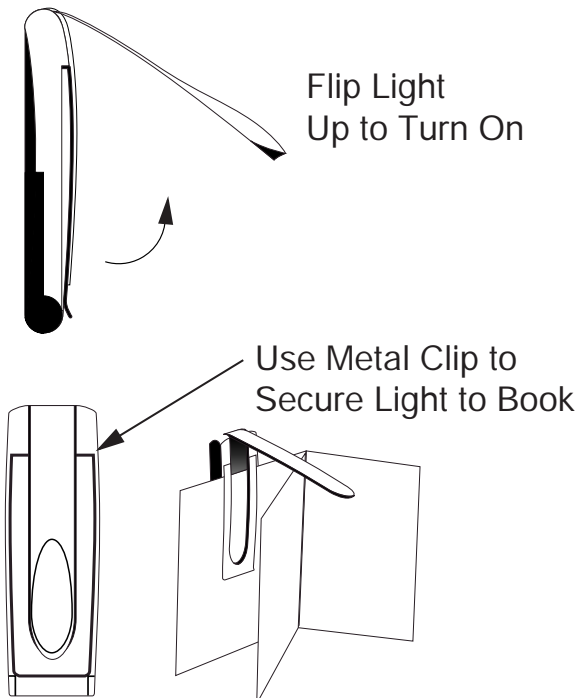
Inserting the Batteries

Before using your LED-25 insert Three 1.5V AAA alkaline batteries:

1. Flip LED-25 Over and Open Stand
2. Open and Remove Back Cover
3. Place Batteries in Following Polarity Diagram Inside
4. Return Back Cover



Back Side



TELEDEX Limited U.S.A. Warranty

TELEDEX INC. warrants these products to the original purchaser to be free from defective material and workmanship. The product will be repaired or replaced at our option, for up to one year when returned with proof of purchase to the address below. Include a check or money order for \$5.00 to cover postage.

TELEDEX INC. 1 Atlas st. Kenilworth, NJ 07033

Warranty valid only in the U.S.A.

Printed in China 2/04

Free Manuals Download Website

<http://myh66.com>

<http://usermanuals.us>

<http://www.somanuals.com>

<http://www.4manuals.cc>

<http://www.manual-lib.com>

<http://www.404manual.com>

<http://www.luxmanual.com>

<http://aubethermostatmanual.com>

Golf course search by state

<http://golfingnear.com>

Email search by domain

<http://emailbydomain.com>

Auto manuals search

<http://auto.somanuals.com>

TV manuals search

<http://tv.somanuals.com>