

DICE fiber optic iPod kit for Porsche vehicles

i-MOST-Porsche
rev.01MFO

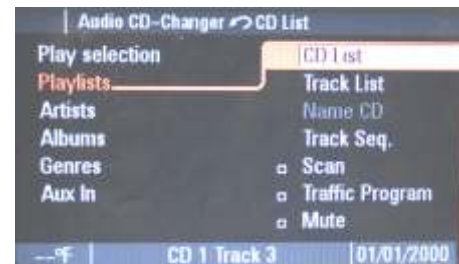
Copyright 2007 DICE Electronics, LLC. The DICE Electronics logo is a trademark of DICE Electronics, LLC.

User's Manual



Table of contents

Introduction	3
Warning	3
Getting started	3
Specifications	4
Icon legends	4
General operation	5
Easy access	
MODE 1 - Selecting	
MODE 2-5 - Browsing	
MODE 6 - Extras	
About browsing	
Instrument cluster	
Track sequence selection	
Porsche radio controls	
Disclaimer	10
Warranty and support	10
Registration	10



Introduction

Factory radio compatible DICE fiber optic iPod integration is a direct iPod interface developed for Porsche vehicles utilizing the fiber optic bus. Connect the iPod to your vehicle's factory entertainment system and hear what an iPod should sound like. CD quality sound* and controls from your radio, steering wheel or the iPod. The DICE iPod integration keeps your iPod charged and ready to go. Radio will also display text from your iPod, allowing you to view, select and browse Playlists, Artists, Albums, Genres.

Warning

Don't allow the Apple iPod or operating the kit to distract you from driving! Only operate the unit when stationary or ask passengers to operate it for you. Keep your eyes on the road at all times! Neither DICE Electronics, LLC., NAV-TV Corp., Apple Computer, Inc., its regional offices, distributors or resellers accept any responsibility for any damage or injury as a result of using the DICE iPod integration kit. The use of this product constitutes to your acceptance of our terms and conditions.

Getting started - important information

Is Your iPod Up To Date?

Before you start, please check your iPod firmware version. For a complete list of supported iPod firmware versions, please visit <http://support.diceelectronics.com>.

Supported iPods.

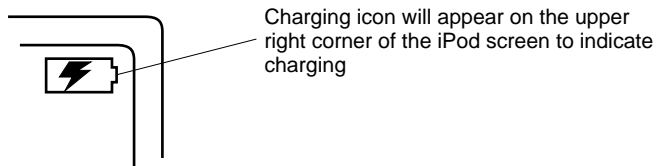
iPod Model	Required minimum FW version
4th Gen.	Must have FW version 3.1.1
Photo	Must have FW version 1.2.1
Video	Must have FW version 1.1.1
mini	Must have FW version 1.1.1
nano	Must have FW version 1.4.1
2nd Gen. nano	Must have FW version 1.1.1

Note that the iPod is locked when connected to the radio and a DICE Electronics logo will be displayed in operation. You can select manual control in DISC 6 which unlocks the iPod. If radio is turned off iPod becomes unlocked after 10-30 seconds and eventually turns off.

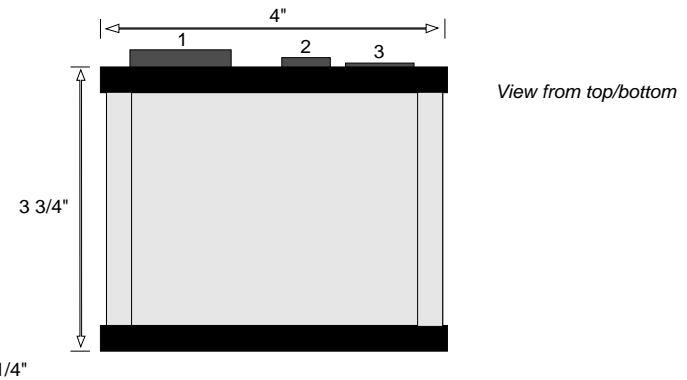


Charging

The interface automatically charges the iPod's battery when connected.



DICE fiber optic iPod interface specifications



- 1 - Power/AUX connector
- 2 - iPod input
- 3 - Fiber optic connector

Standby current consumption: ~ 22mA
 Maximum current consumption: ~ 1A
 Storage temperature: 0-150F
 Operating ambient temperature: 30-120F
 Assembled in the US

Icon legends



Jog dial



Turn and then press jog dial



Press button



Press and hold button



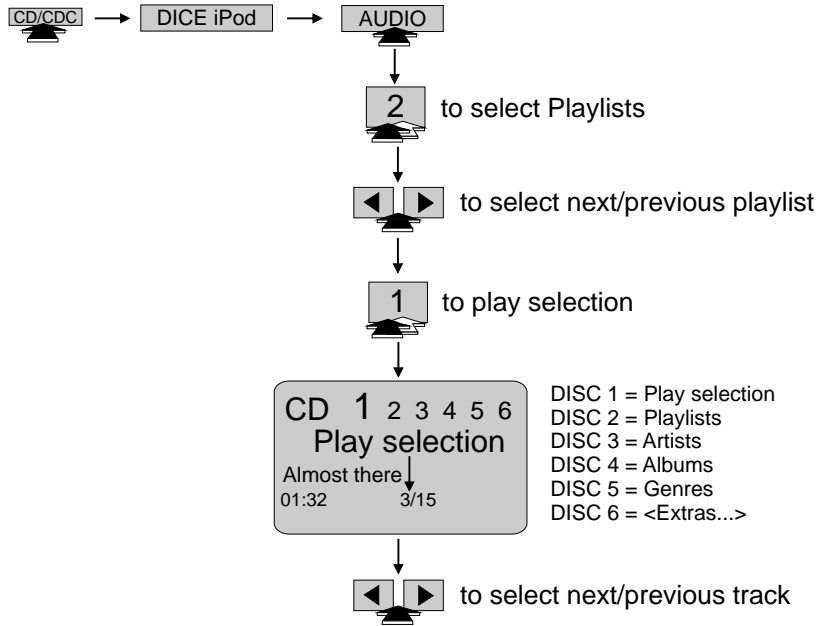
Turn the dial left

General operation

Professional installation is required. Find a local car audio dealer. The iPod kit takes the place of the factory CD changer.

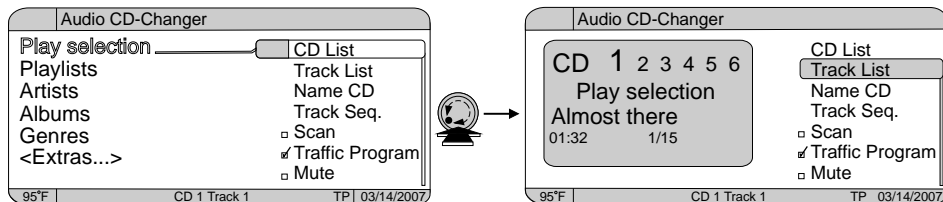
Easy access - Enjoy your iPod on the road.

Follow these steps to operate your iPod with the MOST fiber optic DICE kit.



DISC 1 - Selecting

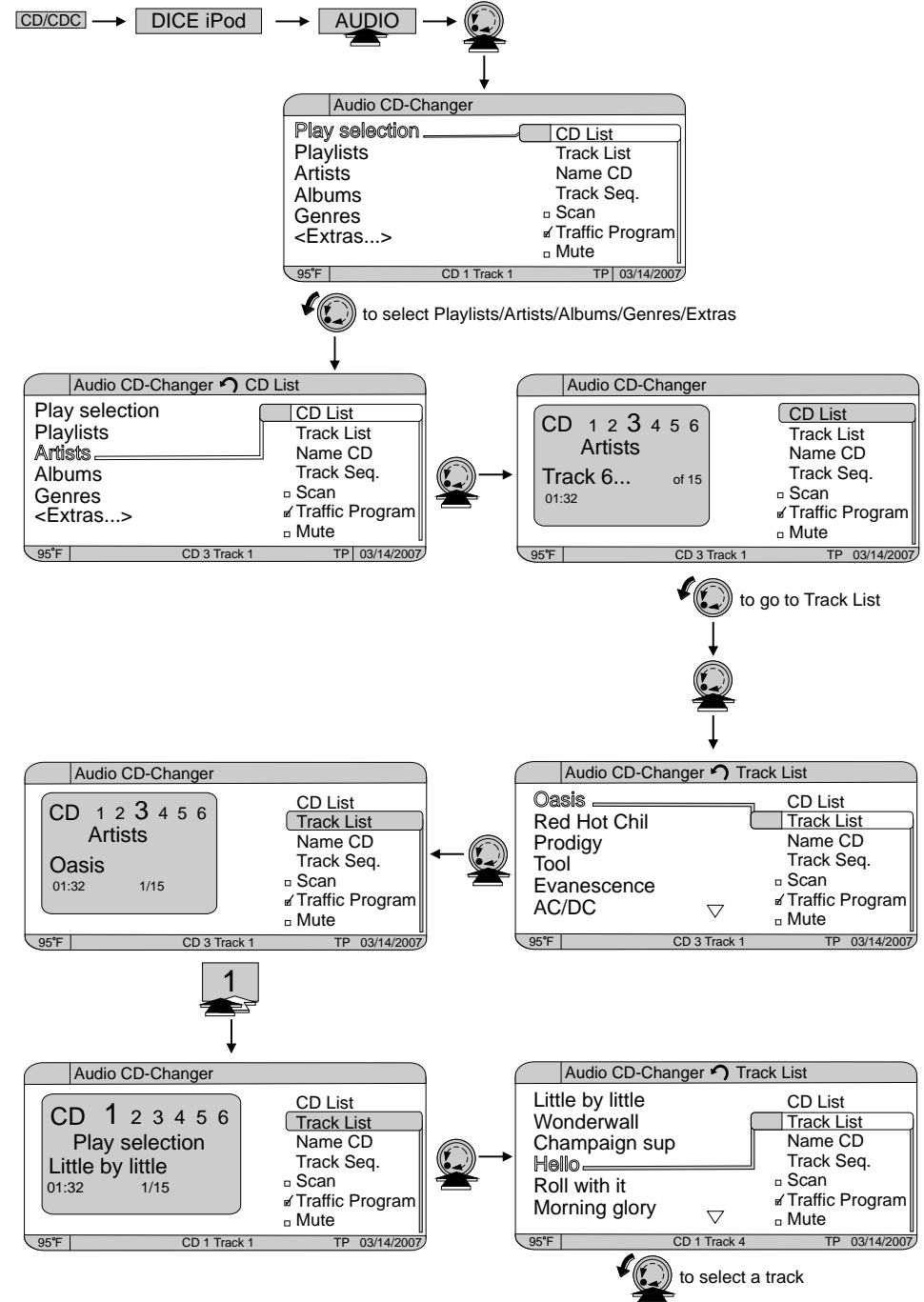
Press and hold the **1** button for 3-5 seconds to choose your selection. See details on page 6.



DISC 2-5 - Browsing

Accessing and operating the MOST fiber optic iPod interface

Press the CD/CDC button to access the interface and its features. The following is an example of the operation in DISC 3. The same steps are to be followed in DISC 2, 4 and 5.



Important disclaimer, please read!

Driving could be dangerous and requires concentration. Do not allow the DICE iPod integration to distract you from prevailing traffic conditions. If in doubt, operate the unit only when stationary or ask a passenger to operate it for you.

Do not submerge or expose any part of the kit to water or other liquids. DICE components are NOT water resistant and will be damaged by water. You must properly insulate its casing if your installation environment may subject the unit to water, such as a convertible vehicle.

Keep away from children!

Interface components may contain small parts, can be broken or disassembled and components may become loose from vibration and heat. Small components and packaging materials may be a choking hazard when handled by children.

Unauthorized reproduction or reverse engineering is strictly prohibited! Intellectual property included is distributed under specific license agreement with respective owners. No warranty, explicit or implied, is stated. Neither DICE Electronics nor any of its agents, distributors, dealers or vendors shall be liable for damages.

IN NO EVENT SHALL DICE ELECTRONICS' LIABILITY EXCEED THE PRICE PAID FOR THE PRODUCT FROM DIRECT, INDIRECT, SPECIAL, INCIDENTAL, OR CONSEQUENTIAL DAMAGES RESULTING FROM THE USE OF THE PRODUCT. (Ew4

http://support.diceelectronics.com. , or visit our support site at

Free Manuals Download Website

<http://myh66.com>

<http://usermanuals.us>

<http://www.somanuals.com>

<http://www.4manuals.cc>

<http://www.manual-lib.com>

<http://www.404manual.com>

<http://www.luxmanual.com>

<http://aubethermostatmanual.com>

Golf course search by state

<http://golfingnear.com>

Email search by domain

<http://emailbydomain.com>

Auto manuals search

<http://auto.somanuals.com>

TV manuals search

<http://tv.somanuals.com>