

4 Button, Carbon Fiber ACG replacement Transmitter
PN 904100

CLIFFORD
The Science of Security™



CLIFFORD
MATRIX

Compatible with the following systems:

Concept 450 (G5)

Solaris (G4)

Millenia (G4)

OmniStart G4

Avantguard4 (G4)

IntelliGuard 9000 (G4)

IntelliGuard 8000 (G4)

IntelliGuard 7000 (G4)

IntelliGuard 6000 (G4)

Cyber4 (G4)

Concept 600 (G4)

Concept 400 (G4)

Concept 200 (G4)

Ace 7500 (G4)

Ace 4000 (G4)

Concept 100 (G4)

Matrix 2

Matrix 3

Matrix RS2

Matrix RS3

4 Button, Carbon Fiber ACG replacement Transmitter PN 904100

To program your new transmitter:

1. **IGNITION ON:** Place the key into the ignition and turn to the ON position or start the engine.


2. **ENTER PIN NUMBER:** Enter your PIN number using the Plainview 2 valet switch.


Note: The Factory default PIN number is 2 and can be entered by pressing the ★ button twice then the "blank" button once of the Plainview 2 valet switch.

3. **PRESS/HOLD/RELEASE:** Immediately PRESS and HOLD the ★ button until you hear one chirp and the Status LED turns on, then RELEASE the ★ button.


4. **PRESS/RELEASE:** PRESS and RELEASE the "blank" button once. Pause until you hear one chirp.

5. **PRESS/RELEASE:** PRESS and RELEASE the ★ button once. The siren will chirp once as you push the button.

6. **TRANSMIT:** Press the  button on you new transmitter. The siren will chirp once to confirm it has received the transmission.

7. **TRANSMIT AGAIN:** Press the  button a second time. The siren will chirp twice to confirm it has learned your new transmitter.

8. **IGNITION OFF:** Turn the ignition off and remove the key: The alarm will chirp three times to indicate exiting transmitter learn routine.

9. **TEST TRANSMITTER:** Press the  button to verify that the transmitter is operating the alarm system.

Note: This transmitter auto-learn routine is applicable to specific system/ transmitter combinations, use the following reference guide or consult your local Clifford dealer for your particular application

904065 transmitter: Arrow 5 /Arrow 3 / Cyber 2

904100 transmitter: Concept 100 / Concept 450/ IntelliGuard 6000 / Cyber 4

904075 transmitter: All other systems

This device complies with Part 15 of FCC rules. Operation is subject to the following conditions: (1) This device may not cause harmful interference, and (2) This device must accept any interference received, including interference that may cause undesired operation. Changes or modifications not expressly approved by the party responsible for compliance could void the user's authority to operate this device.

P/N 904100 11/02



MADE IN TAIWAN
©2002 Directed Electronics, Inc. Vista CA 92083
All rights reserved.

Directed
ELECTRONICS, INC.

Free Manuals Download Website

<http://myh66.com>

<http://usermanuals.us>

<http://www.somanuals.com>

<http://www.4manuals.cc>

<http://www.manual-lib.com>

<http://www.404manual.com>

<http://www.luxmanual.com>

<http://aubethermostatmanual.com>

Golf course search by state

<http://golfingnear.com>

Email search by domain

<http://emailbydomain.com>

Auto manuals search

<http://auto.somanuals.com>

TV manuals search

<http://tv.somanuals.com>