



DESPERATE HOUSEWIVES™

The Game
Instruction Manual



DESPERATE HOUSEWIVES™

The Game



Instruction Manual

TABLE OF CONTENTS

Welcome to Wisteria Lane	2	<i>Interface</i>	11
System Requirements	4	Getting Around	11
Installation	5	Interacting with Objects	11
ReadMe File	6	Interacting with People	12
Quick Start	7	Time	13
Menu Controls	7	Reference Bar	14
In-Game Controls & Interface	7	Goals	14
Main Menu	8	Hints	14
Play Game	8	Inventory	14
Special Features	8	Secrets Journal	14
Mini-Games	8	Photos	15
Photo Album	8	Game Menu	15
Unlocked Episodes	8	Status Bar	15
Options	9	Cell Phone	15
Quit to Desktop	9	Neighborhood Map	16
Saving Your Progress	9	Needs	16
Life on Wisteria Lane	10	Home	18
Character and Family Customization	10	Relationships	18
Main Game Screen	11	Budget	18
Camera Controls	11	Wall Height	18
		Secrets	18
		Sneaking	19
		Investigating	19
		Mini-Games with Poker	20
		Playing Poker	20
		Cheating at Poker	21
		Online Poker	21
		Mini-Games and Home Activities	22
		Cooking	22
		Gardening	23
		Cleaning	23
		Services	24
		The Neighborhood	25
		Your House	25
		The Shopping Center	26
		Your Neighbors and Others	27
		Downloadables For Your Game	30
		Updates and Additional Information	30
		Customer Support	31


WELCOME TO WISTERIA LANE

Wisteria Lane. Idyllic. Friendly. Safe.

Everything the real estate agent said it would be. The kind of neighborhood you've always dreamed of calling your own. The kind of neighborhood you thought you lived in before coming here, one you were beginning to think didn't really exist.

Now you're here. Happily married, you have an MD for a husband and a teenaged son. Although moving away from the beach house and your husband's flourishing practice was hard, you both agreed it was necessary. It was time. Maintaining the practice was just too stressful for your husband, as were his responsibilities to the hospital and its many needy patrons. Something had changed back home, something you haven't been able to understand.

You hope Wisteria Lane will be a better place.



Now it's time to meet your neighbors, Susan, Lynette, Gabrielle, Edie, Bree, and some new faces, too. As you play, you will decide whom to befriend or backstab and discover everyone's dirty laundry. In the end your own secrets might be the juiciest of all!



SYSTEM REQUIREMENTS

Minimum

Operating System: Microsoft® Windows® XP
Processor: Pentium™ III 1.4 GHz
Memory: 256 MB RAM
Hard Disk Space: 2.5 GB free
CD-ROM Drive: 8x Speed
Video: 64 MB DirectX™ 9 compatible video card,
32-bit color (NVIDIA GeForce 3 or equivalent)
Sound: 16-bit DirectX™ version 9.0c (included) or higher
DirectX™: DirectX™ version 9.0c (included) or higher
Optional: Internet connection



INSTALLATION

Before installing **Desperate Housewives: The Game**, exit all open applications (including background applications such as anti-virus software and pop-up blockers). When all other applications have been closed, insert Disc 1 into the CD-ROM drive.

If your CD-ROM drive is AutoPlay-compliant, a launch window will automatically appear when the CD-ROM is inserted. Follow the on-screen prompts to complete the installation. During installation, you will be given an opportunity to electronically register the program.

If the launch window does not automatically appear, open the **My Computer** folder (either from the **Desktop** or from the **Start** menu) and then open the **Desperate Housewives** CD-ROM drive folder. Double-click on the **Setup.exe** file to begin the installation process. Follow the on-screen instructions to complete the program's installation.

Note: You may be prompted to install Direct X™ 9.0c if your system is running an earlier version of Direct X™.

Getting Started

If your CD-ROM drive is AutoPlay-compliant, a prompt will automatically appear when Disc 1 is inserted in the CD-ROM drive. Click on **Play** to start the game.

If the prompt does not appear, from the Windows Taskbar, click on **Start** and point to **All Programs**. From the Programs sub-menu, point to **Buena Vista Games**, select the **Desperate Housewives** folder, and then click on the **Desperate Housewives** program icon.



ReadMe File

Your *Desperate Housewives: The Game* CD-ROM includes a "readme file" (readme.txt), which contains the License Agreement and updated information about the game. Please take a moment to review the readme for information about changes, if any, made to the game after this manual went to print.

To view the file, double-click on it in the *Desperate Housewives: The Game* directory found on your hard drive (usually **C:\Program Files\Buena Vista Games\Desperate Housewives**).

You can also view the readme file by first clicking on the Start button on your Windows® taskbar, then on Programs, then on Buena Vista Games, then on *Desperate Housewives: The Game*, and then on the readme.txt file.



QUICK START

Refer to the instructions below to start your life on Wisteria Lane quickly. You'll find more detailed information about the neighborhood and your new life in the pages that follow. Here's a word to the wise: Talk to everybody. You never know who might have something interesting to say.

Hint: There is a helpful tutorial in Episode #1 of *Desperate Housewives: The Game*.



Menu Controls

Use your mouse to highlight and select "Play Game." Create a new family, customize the appearance of your character and your family, then begin exploring Wisteria Lane and its secrets.



In-Game Controls & Interface

To move around your house and the neighborhood, position your mouse pointer where you want to go and left-click or right-click or click-and-hold. The blue shoe icon tells you that you can walk to a location. The red shoe icon tells you that you cannot walk to a location.



As you move around, you can interact with people and objects – click on them to see what you can do.

Move the cursor over the menu bars on the left side of the screen and on the bottom-right to learn a little about each menu item. Clicking on these elements for the first time will prompt text with voice over that explains their functionality. You'll find more details about these menus in the pages that follow.

MAIN MENU

Every visit to Wisteria Lane starts here at the Main Menu.

Play Game

Click "Play Game" to begin a new game or to resume an already existing Wisteria Lane story.

Create New Family

If this is your first time playing you will be taken directly to Family Creation. Otherwise, you will be prompted to "Select A Family."

Special Features

Special Features will display a family to select. Selecting a saved family allows you to view the mini-games, photo album and unlocked episodes associated with that family.

Select Family

You can save up to four different families in Wisteria Lane, allowing you to try a number of approaches (or allowing several members of your real family to try life in Wisteria Lane). Either way, choose the family to play here.

Mini-Games

Poker, Cooking, and Gardening all figure prominently in Wisteria Lane's social network. Practice all three here to help you get ahead of the Britts, Solises, Van de Kamps, Mayers, and Scavos.



Photo Album

Pictures that you take during the game will be saved here.

Replay Episode

Want to try a different approach to getting the dirt on your neighbors? Click this to see a list of previously played Episodes and choose the one you'd like to try again.

Options

This menu allows you to adjust Video and Audio settings and to switch special effects on or off. For most visitors to Wisteria Lane, the default settings should be appropriate for your computer hardware, but you're always welcome to adjust things to suit your taste. You can access the in-game Options Menu at any time during game play by pressing the ESC key or by selecting the "Options Menu" icon from the Reference Bar.



Quit to Desktop

Just like it says, click this to close the menu and end your visit to Wisteria Lane. Did you remember to save your progress?

Saving Your Progress

Progress is automatically saved at the beginning of an episode or you can save your game at any time by opening the in-game Options Menu and



choosing "Save." On the Save menu, select "New Saved Game" to save in a new slot, preserving your previous saves; choose "Save" to overwrite the currently selected save with the new save data. "Delete" clears the selected save slot. Click "Close" to return to Wisteria Lane.

LIFE ON WISTERIA LANE

Life on Wisteria Lane is about choices, making difficult decisions when we don't know what the outcome will be. Some of our choices reflect our better selves and some are inspired by our darker impulses. All have consequences. The actions you take – naughty or nice, honest or deceitful – will affect your progress throughout the game.

Character and Family Customization

First impressions are important. Here you'll have an opportunity to adjust your character's appearance, and your family's, to suit your tastes.

Character

You can choose your character's outfit, her hair color and style, her skin tone and the shape of her face, and you can give her a first and last name. If you prefer, click the "Dice" buttons to let the computer randomly generate a name or click "Randomize" to randomize different aspects of your appearance.

Family

Click on the blue arrows by the portraits of your husband and son to select their overall look. The son's options are based on the player character's and husband's appearance. As with your own name, you can enter their names yourself, or let the computer choose them at random.



Main Game Screen

As you can see, Wisteria Lane is as lovely as advertised.



Camera Controls

You can adjust your perspective on Wisteria Lane by zooming in and out and by rotating the camera.

To zoom in or out, move your mouse pointer to the bottom or top of the screen. Move your mouse pointer to the right or left side of the screen to rotate the camera right or left, respectively. You can also use your keyboard arrow keys to rotate left (←) or right (→) and zoom in (↑) and out (↓). Finally, you can also control the camera zoom with your mouse wheel.

Interface

There are a variety of helpful menus and meters on the left and right sides of the screen. Each is described in more detail below.



Getting Around

To move around Wisteria Lane, or inside your house or anywhere else, position the mouse pointer over the spot you'd like to go, and click.

You can interact with many of the objects you find and most of the people. Just click on them and review your options.

Interacting with Objects

Mailboxes are for opening, chairs are for sitting, showers are for... showering. Many of the objects around you are interactive. Aren't sure whether or not an object is "clickable"? Pass your mouse over it; if your cursor changes into a hand icon, you can usually use it. Click it to see a list of actions you can take.



Interacting with People



Socializing with your neighbors is a good way to learn secrets about them and about other people. It's also a good way to influence their opinions of you.

There's more than one way to deliver a message.

Conversation

After you've selected a character (by clicking on him or her), click on one of the buttons to begin interacting. You'll be presented with a number of "emoticons," each representing how you will say what you have to say. Depending on the situation, you may choose from several different moods or tones – "pleased," "angry," "annoyed," "surprised," etc. Each mood will be accompanied by appropriate language. Preview the dialogue by holding the mouse pointer over the emoticon.



Once you've decided on a tone and message, click the emoticon and see how the other person responds. Just remember: whomever you are talking to will react to your tone as well as to what you have to say. Be careful what you say. And how you say it.

Socializing

Chat is chat: friendly banter that improves relationships but doesn't involve serious discussion or the exchange of important information. Chatting increases your friendship levels with neighbors. They'll like you the better for it – and will therefore be more willing to trade important information later, if and when they have it.

Kiss, Hug, Slap

These interactions work much like chat to affect relationships. Depending on the recipient, a Kiss or a Hug may not have the expected or desired effect. Note: Whatever the particular form of expression, as you interact with a neighbor, your relationship with that person will get better or worse. Watch for



colored icons rising up from the character; they indicate a change in your relationship.

A handshake represents a change to "Friendship," while a silhouette of a

housewife represents changing "Respect." Green means your relationship is getting better, while Red means it's being negatively affected.

Time

The clock is very useful. Time controls the actions of the people of Wisteria Lane, too. They go to work or school, they run errands, and they attend meetings and social events. All of this coming and going affects who you can interact with, and when, and who will be away for the day when you decide to do some sneaking.

Current game-time is played in the upper left corner of the screen. You can speed up the clock - and the speed of game play - by clicking the "Fast Forward" button. You can also pause the game by clicking the "Pause" button. Click the "Play" button to return to normal speed.



Reference Bar

The reference bar is the interface on the left side of the screen.

Goals

You will find goals for the game by clicking on the first icon on the reference bar. To help you keep track of your story on Wisteria Lane and reference your goals, this is a list of things to do to progress the story. Some goals are simple, others complex; some will demonstrate your friendship and loyalty while others will prove your deviousness. You should also note that blue goals are mandatory and green ones are optional. All will be listed in the Goals window of the Reference Bar, once you have them. Multi-step goals will have a number of sub-tasks associated with them. Click the “+” symbol to see them.



Photos

You've become a shutterbug. Click the Photo tab, the fifth icon of the reference Bar, and the photo menu will appear. Click “Take Photo” to take a picture.

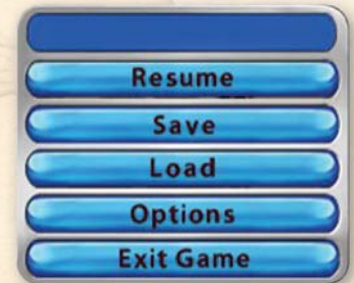
Use the photo focus screen to take the photo of your choice. Exit will bring you back to the main screen.



View the photos you have already snapped by clicking on VIEW PHOTOS on your Photo tab.

Game Menu

Click on the last icon of the reference bar to pause the game and open the in-game Game Menu. From here you can “Save” your game, “Load” a different one, adjust Options such as video and audio settings, “Exit Game,” or “Resume” where you left off. Tapping ESC on your keyboard also opens this menu.



Status Bar

You will find this interface on the bottom right side of the screen.



Cell Phone

Many people you meet will give you their cell phone number, which will be saved to your cell's contact list automatically. To call someone, click on their name from the list and click on the green “Call” button on the keypad. You can also use your cell to contact shops you frequent and service providers to order goods and services.



Hints

Click on the second icon and you'll find tips and advice to help you better understand how to play the game or overcome challenges.

Inventory

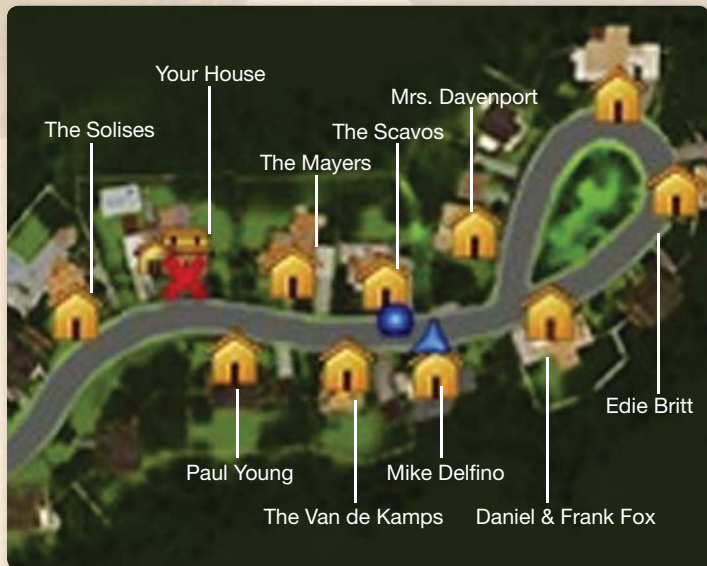
Click on the third icon and whatever items you've bought, or found, or “borrowed” from your neighbors will be stored here, never far out of reach. Some items are usable. To use an item, click the “Use” button on the item's icon.



Secrets Journal

You are going to learn a lot about your neighbors in the next few days. A lot. Too much, in fact, to remember without writing it down. To save you the trouble, click on the fourth icon and you'll find all the secrets you've learned written down for you here.





Neighborhood Map

Click on the first icon of the status bar to look at Wisteria Lane from a completely new perspective. That blue hued dot is you (the blue arrow points the way you're facing) and the red "X" is the location of your currently selected goal. If you single click anywhere that's "walkable" on the map, a red line will appear, showing your path to that location. You can also move your mouse over the houses to see who lives where. If you double-click a house, you will immediately be whisked to that location.

Needs

Wisteria Lane is a living street. Day turns to night, people come and go, tasks are done or undone and all of it affects the actions your neighbors take – and those you yourself take. Your choices and actions matter on Wisteria Lane, as do those taken by your neighbors. The cumulative effect of all these actions and interactions is represented by the Needs Meter. Throughout your stay, pay attention to your Needs Meter and try to keep your Needs in balance.



Composure

Composure is a measure of your physical, emotional, and mental stamina. To keep your Composure high, maintain strong relationships with your neighbors and eat well. Your family needs to eat well, too, so satisfy everyone by cooking a delicious meal. Not up to it? Use your cell phone to order in. To keep your Composure high, also pay attention to personal hygiene and set aside some time to relax and take a break from the daily routine.

Appearance

Some say appearances are all that matter in Wisteria Lane. Your neighbors will not look favorably on those who let themselves go, and you will have more fruitful interactions with your neighbors if you are well-kept and dressed in the latest styles. Don't be a stranger to the shower and make regular visits to the Shopping Mall!

Social

Your social need represents your need to keep in touch with what's happening in the neighborhood. Maintain this need by engaging in conversation and interacting with others.

Happiness

It is important to make sure you're having fun as you go about your day. Increase this need by watching TV, playing poker or seducing your neighbor.



Home

This reveals the status of your relationship with your family and the overall state of your home. If you are satisfying your Happiness Need, there's no reason your Husband and Son shouldn't respond with high Friendship and Respect scores. Meters reflecting your home and garden can also be found here. This panel is where you go to customize the walls and floors of your home.




Relationships

There are two aspects to your relationship with each of your neighbors, and here you can check on the status of each. Next to the photo of each neighbor, you'll see a green bar and a blue bar. The green bar indicates your Friendship level with that neighbor, and the blue bar indicates your Respect level. To get really close to someone, you'll need to be kind enough to earn their friendship, while being supportive and/or manipulative to earn their respect.



Budget

Secrets may be the most valuable resource in Wisteria Lane, but money comes a close second. Overseeing your family's budget, you'll need to spend to keep your family happy, your yard maintained, and to buy clothes, medicine, and services, such as gardening or house-cleaning. The weekly poker game with Wisteria Lane's other housewives, or online poker through your family's computer, is a great source of income. And if you are feeling adventurous, try breaking into somebody's house, stealing some stuff, and selling them at the pawn shop. Really!



Wall Height



These buttons allow you to adjust the height of the interior walls of a home. If you are having trouble clicking on things, try lowering the walls!

Secrets

Keep your eyes open as you go about your day and you're likely to notice more than one of your neighbors doing something... odd. This may surface through Chat conversations or occasionally you'll come across misplaced objects. Just keep digging!

Sneaking

Some secrets only make it out into the gossip circle as rumors. And sometimes they don't escape at all. For these you'll need to dig deeper. A lot deeper. Do so by sneaking into homes late at night while the secret-holder is sleeping – or during the day when he or she is off at work. Nose into anything that looks interesting.



To sneak into someone's home, click the target's front door and select "Sneak Into." A Noise Meter will appear on your screen to let you know how sneaky you really are. If the Noise Meter moves too far into the red, stop what you're doing and hold still.

Click on anything intriguing you find for clues, such as a telephone answering machine or a slip of paper.

If all the noise has awakened your hosts, get out fast! Your neighbors may sniff at a poor gardener, but they'll positively shun a common criminal.

You can help with the family finances while poking around for dirt, too. Gift certificates, cash, jewelry, expensive electronics... If one of your neighbor's belongings catches your eye, just click it to add it to your inventory.





Investigating

That computer in your house is for more than reading the newspaper and getting gardening tips. What happens when you search on one of your neighbor's names? Sometimes the strangest things find their way onto the Internet.

Mini-Games with Poker

A night out with the girls. No husbands. No children. Just gossip and cards. If you play well, you may learn something interesting and come home with a pocketbook full of cash. You can earn money playing poker online using the computer in your house, too, and you can practice anytime by accessing Poker under Mini-Games in the Main Menu's Special Features section.

Playing Poker

Texas Hold'em is the game of choice on card tables throughout Wisteria Lane, just as it is on card tables everywhere else. In this version of poker, players receive a pair of face-down, or "hole," cards and share five community cards. The player, who builds the best five card poker hand out of his or her hole cards and the five shared cards, wins.

A royal flush (ten, jack, queen, king, ace, all of the same suit) is the best hand, followed by a straight flush, then four-of-a-kind ("poker"), full house (a pair and three-of-a-kind), flush (any five cards of the same suit), straight (five cards in order, ie, 3,4,5,6,7, of any suit), three-of-a-kind, two pair, one pair, and high card (ace is the highest, two the lowest).

Betting begins after the two down cards are dealt and continues until all players have "called" or matched the highest bet. Raises are limited to three per player.

The dealer then deals three cards face-up in the middle of the table (the "flop"). Another round of betting ensues. The next card dealt face-up is called the "turn," and, as with the flop, another round of betting follows. The last card dealt face-up is the "river," and usually, by this time in the hand, only two or three players remain. Betting continues until the highest bet is called and players reveal their hole cards (the "showdown").

The housewives of Wisteria Lane play Texas Hold'em with a few twists. To begin with, there are no "blinds," so the player sitting to the left of the

dealer marker (the "button") isn't forced to bet. More importantly, in Wisteria Lane, cheating is expected. And all too common.

To begin a hand, click "Deal" to deal the hole cards. The player sitting to the left of the button bets or passes ("checks"), and everybody else, in turn, matches the bet ("calls"), raises it by ten dollars ("raise"), or quits the hand ("folds"). When it's your turn, click "Call," "Raise," or "Fold." When the first round of betting is over, the dealer deals the flop, betting ensues, and so on until the showdown.



Hint: When you are playing the game, you can also get more tips by clicking on the Help menu.

Cheating

Having the best hand does not guarantee the pot. Cheating, however, usually does. You can pull off these cheats just a few times during each game (the number of uses is tallied on each button), so use them wisely.

Peek

Click this, then click on an opponent to sneak a peek at his or her hand.



Stare

In some circumstances you can frighten a player away from a good hand simply by the force of your will. Click this, then click on a player to chase him or her out of the hand with a cold, hard stare.



Stack the Deck

Click this to shuffle the cards in your favor.



Kick

Force a player to call, whether they want to or not, with a swift kick under the table. Click the icon, then click the player you'd like to kick.



Online Poker

If you want to play poker at anytime, you can always click on the computer in your house and play simulated "Online" Poker against non-Wisteria Lane residents.

Mini-Games and Home Activities

You've got a beautiful home and family – it's up to you how you want to look after them. You can handle Cooking and Gardening yourself or by hiring help (via your cell phone or the Services office at the Shopping Mall), but it's good for your Needs either way.

Cooking

Click the stove in your kitchen and get started whipping up something healthy and delicious. Select a skill level ("Apprentice," "Cook," "Chef," etc), then choose a dish to prepare. Follow the recipe (click "Full Recipe") or follow the step-by-step instructions (click "By Task"). Execute the most difficult recipes well and bask in the accolades. And if you aren't confident in the kitchen, stick to the basics – or use your cell phone to order takeout.

Simpler recipes require simple techniques, usually carried out one at a time. Complex recipes require more skill – and more multi-tasking.



Chopping

Most recipes call for chopping a variety of ingredients. Click on the item to chop from the store of ingredients in the upper left, and drag it to the cutting board. When you click the "Chop" button, the knife will begin moving from left to right over the food. Click your mouse-button to chop where indicated. Timing is crucial!

Mixing & Stirring

Mixing and stirring involve ... mixing and stirring! With the ingredients in a bowl, mix until the meter is full. When stirring foods cooking on the stove, keep an eye on the temperature meter. Stir to reduce the temperature. If the meter slips into the red, you risk burning the dish.

Baking

Adjust the meter on the oven to set the correct temperature to bake your item.

Grilling

Move your cursor over ingredients you are grilling to flip them over so they cook evenly. Also, keep an eye on the meter to make sure that your ingredients don't end up overdone.

Gardening

When you move in you'll discover that your front yard is a mess and don't think your neighbors haven't noticed. They have. Click on any of the bare

patches to get started. Along with choosing (and paying for) appropriate shrubs and flowers to plant, you'll also need to keep your garden well-watered and free from pests and weeds. As a side note, you should also know that if your neighbor has



angered you or her yard is looking too perfect, you can put her in her place by stomping on her flowers. Watch for opportunities to do this kind of mischief throughout the game.

Cleaning

You cherish your husband and your son, but living with two men can be a challenge. A stylish and orderly home keeps your Happiness Need high – not to mention your Composure Need. If something needs to be cleaned or a bed needs to be made, just run your cursor over it and you will be able to click a button to accomplish the task at hand. If cleaning is too much of a burden, use your cell phone to call the maid service.

Services

You may find that your Home Activities can come between you and your neighborly dirt digging. A clever housewife can hire some help and buy herself more time to uncover her neighbors' secrets. Your cell phone is great for contacting and hiring staff. You'll also find a Services office down at the Mall and a website for AAA Temps through your computer.

Gardening

You can hire a gardener on an as-needed basis, or you can set up a schedule. The basics will cost \$50 per visit. Additional services will cost more.

Cleaning

As with the gardener, you can bring the maid in as-needed or schedule a regular visit every two days. Basic service, at \$50 per visit, includes dishes, laundry and general tidying. Premium services include the basics, as well as close attention to detail that really brings out the shine.

Food Delivery

If you're at all competent in the kitchen, your family will prefer a home-cooked meal. But who has the time? Catering can be ordered through AAA Temps.



THE NEIGHBORHOOD



Your House

Your new house really is a dream house. Two stories. Spacious kitchen featuring all new appliances. Potential for a beautiful garden out front. And because it's yours, you decide on the decor. To change a piece of furniture, select it to open the list of actions, then click "Upgrade" to choose (and pay for) a replacement. If you would like to change the type of wallpaper or flooring, select the "Home" button on the lower right of the screen and then click the "Customize Home" button.



While you'll spend a lot of time interacting with your things – the TV, the stove, the shower – in order to satisfy various Needs, one piece of furniture in your house is of particular importance: your dresser.



The Dresser

Every article of clothing you have acquired is stored in your dresser. Clicking the dresser opens a menu where you can review what you own, try on outfits, and ultimately choose something to wear. You can add to your options by purchasing clothes from the stores in the Shopping Mall.



The Shopping Mall

This, of course, is where you'll find your husband's office (which is where you'll find your husband's new assistant...). It's also home to a salon, a couple of clothing boutiques, a consignment shop, the pharmacy, and the services office, (where you can schedule maid service or gardening services). Your therapist has his office here, too.




To get to the Mall, hop into your car and go (click it, then select "Shopping Mall"). Once you're at the mall, enter a store or shop by clicking it and selecting the appropriate action.


Your Neighbors & Others

The Mayers

Susan Mayer wasn't always a single mom to teenaged daughter Julie. She arrived in Wisteria Lane with a husband, too: Karl Mayer. Adulterous Karl Mayer. The break-up was hard, but not as hard as the depression that followed. Susan never would have made it without her daughter's help. Karl is behind her now, mostly, and she has developed a thing for local handyman and fellow resident Mike Delfino.



Susan is fond of the other housewives, though she'd be happier if Edie Britt stayed away from Mike.



The Van de Kamps

Bree Van de Kamp diligently maintains the sharpest household on

the block, all the while struggling to rein in her rebellious teenage children, Andrew and Danielle. Her grace and iron will are both traits her neighbors respect. If only her children could appreciate her successes in the garden and the kitchen as much as her peers do. Andrew possesses his mother's intelligence, cunning, and ruthlessness, especially when angered, while daughter Danielle wound up with her mother's beauty and narcissism.

The Scavos

In the last seven years Lynette Scavo has vacillated between being an over-achieving career-woman to an overwhelmed stay-at-home mother (bearing twin boys Porter and Preston, son Parker, and daughter Penny in the span of six years). Lynette struggles to balance work and home life, dealing with many of the same challenges that all mothers face. Her

husband, Tom, is occasionally brash, sometimes impulsive, but ultimately he's loyal to wife and children. As for the children... the less said the better. If they aren't embarrassing their parents with creative and impressive displays of misbehavior, then they're quietly pilfering anything not nailed down. Eighteen-month-old Penny is too young to join her brothers in the mayhem. Give her time.



The Solises

Former runway model Gabrielle married successful Carlos partly to maintain her glamorous lifestyle but wound up in suburbia with too much time on her hands. Her extra-marital activities coupled with his legal troubles resulting from several questionable business deals proved too much for Carlos. His temper landed him in serious legal jeopardy, which in turn put a crimp in Gabrielle's lifestyle. But don't count her out. She can be shrewd and cunning, especially when going after something she wants.



Eddie Britt

Eddie is Wisteria Lane's leading real estate agent – and its leading femme fatale. She likes men, and men like her. What's the problem? Naturally, the other housewives aren't as appreciative of Eddie as their husbands are. Her relationship with Susan Mayer is somewhat strained, particularly since they both took an interest in Mike Delfino. Things didn't improve after Susan accidentally burned Eddie's house down.



Mike Delfino

Mysterious, friendly, and handy with a wrench, Mike Delfino is anything but an open book. He is also Wisteria Lane's resident hunk.



Paul Young

Life on Wisteria Lane has been difficult for widower Paul Young. His wife Mary Alice's suicide was a shock, and he's aware that many of his neighbors suspect he must be partially to blame for this event and others. His struggle to maintain a sense of normalcy for his son, Zach, is made more difficult by the demands of his career and by the nagging presence of Mike Delfino.





Daniel and Frank Fox

Twin brothers Daniel and Frank Fox couldn't be more different. Daniel is a successful fashion designer whose own sense of style runs to the flamboyant, and Frank is a computer guru who recently left his IT job at a

local bank. They would be poorly matched housemates, but their sense of brotherly love and caring runs deep, even if it seems to flow only from Daniel to Frank.

Mrs. Davenport

Mrs. Davenport, widowed for many years, spends most of her time in her garden, obsessing over botany, foliage, and planning additions to her immaculate flower beds. She is nosy by nature, but she rarely gossips, keeping what she knows to herself. She is also a stickler for privacy – her own.



Surprise Characters



The longer you live on Wisteria Lane and interact with your neighbors, the more people who “don't fit in” will stand out to you. Some might be old enemies, while others could be old friends to help you. Keep a watchful eye out for these characters.

DOWNLOADABLES FOR YOUR GAME

When you go online, your home and other environments in the game will be refreshed with new details. **Hint:** If you look in the mailbox of your Wisteria Lane home, you might find *real* coupons for products that you can buy at your local retailer. Note: In order for the feature to work, you must have Internet access.

UPDATES AND ADDITIONAL INFORMATION

Hungry for more tips and gossip on *Desperate Housewives: The Game*? Visit DesperateHousewivesTheGame.com for the latest updates, service downloads for your game, keystrokes, cheats and more. Keep checking back for new information on *Desperate Housewives: The Game*.

Free Manuals Download Website

<http://myh66.com>

<http://usermanuals.us>

<http://www.somanuals.com>

<http://www.4manuals.cc>

<http://www.manual-lib.com>

<http://www.404manual.com>

<http://www.luxmanual.com>

<http://aubethermostatmanual.com>

Golf course search by state

<http://golfingnear.com>

Email search by domain

<http://emailbydomain.com>

Auto manuals search

<http://auto.somanuals.com>

TV manuals search

<http://tv.somanuals.com>