


Wii™



WALT DISNEY  
AUGUST PRODUCTIONS  
**H**ANNAH  
**M**ONTANA  
THE MOVIE



**PLEASE CAREFULLY READ THE Wii™ OPERATIONS MANUAL COMPLETELY BEFORE USING YOUR Wii HARDWARE SYSTEM, GAME DISC OR ACCESSORY. THIS MANUAL CONTAINS IMPORTANT HEALTH AND SAFETY INFORMATION.**

**IMPORTANT SAFETY INFORMATION: READ THE FOLLOWING WARNINGS BEFORE YOU OR YOUR CHILD PLAY VIDEO GAMES.**

**⚠ WARNING - Seizures**

- Some people (about 1 in 4000) may have seizures or blackouts triggered by light flashes or patterns, and this may occur while they are watching TV or playing video games, even if they have never had a seizure before.
- Anyone who has had a seizure, loss of awareness, or other symptom linked to an epileptic condition should consult a doctor before playing a video game.
- Parents should watch their children play video games. Stop playing and consult a doctor if you or your child has any of the following symptoms:

Convulsions	Eye or muscle twitching	Altered vision
Loss of awareness	Involuntary movements	Disorientation

- To reduce the likelihood of a seizure when playing video games:
  1. Sit or stand as far from the screen as possible.
  2. Play video games on the smallest available television screen.
  3. Do not play if you are tired or need sleep.
  4. Play in a well-lit room.
  5. Take a 10 to 15 minute break every hour.

**⚠ WARNING - Repetitive Motion Injuries and Eyestrain**

Playing video games can make your muscles, joints, skin or eyes hurt. Follow these instructions to avoid problems such as tendinitis, carpal tunnel syndrome, skin irritation or eyestrain:

- Avoid excessive play. Parents should monitor their children for appropriate play.
- Take a 10 to 15 minute break every hour, even if you don't think you need it.
- If your hands, wrists, arms or eyes become tired or sore while playing, or if you feel symptoms such as tingling, numbness, burning or stiffness, stop and rest for several hours before playing again.
- If you continue to have any of the above symptoms or other discomfort during or after play, stop playing and see a doctor.

**⚠ CAUTION - Motion Sickness**

Playing video games can cause motion sickness in some players. If you or your child feel dizzy or nauseous when playing video games, stop playing and rest. Do not drive or engage in other demanding activity until you feel better.

**IMPORTANT LEGAL INFORMATION**

This Nintendo game is not designed for use with any unauthorized device. Use of any such device will invalidate your Nintendo product warranty. Copying of any Nintendo game is illegal and is strictly prohibited by domestic and international intellectual property laws. "Back-up" or "archival" copies are not authorized and are not necessary to protect your software. Violators will be prosecuted.

REV-E



The Official Seal is your assurance that this product is licensed or manufactured by Nintendo. Always look for this seal when buying video game systems, accessories, games and related products.



Manufactured under license from Dolby Laboratories. Dolby, Pro Logic, and the double-D symbol are trademarks of Dolby Laboratories.



This game is presented in Dolby Pro Logic II. To play games that carry the Dolby Pro Logic II logo in surround sound, you will need a Dolby Pro Logic II, Dolby Pro Logic or Dolby Pro Logic IIx receiver. These receivers are sold separately.

Nintendo, Wii and the Official Seal are trademarks of Nintendo. © 2006 Nintendo.

Licensed by Nintendo



**SYSTEM MENU UPDATE**

**Please note that when first loading the Game Disc into the Wii console, the Wii will check if you have the latest system menu, and if necessary a Wii system update screen will appear. Press OK to proceed.**



**TABLE OF CONTENTS**

Introduction	* * * * *	4
Main Menu	* * * * *	4
Controls	* * * * *	6
Story Mode	* * * * *	7
Performance Mode	* * * * *	8
The Z-Phone	* * * * *	8
Hannah's Tour Bus	* * * * *	9
Mini-Games	* * * * *	9
Customer Support	* * * * *	10
Limited Warranty	* * * * *	11

# INTRODUCTION

What's a secret rockstar to do?

Miley Stewart finds out it's not easy to get the best of both worlds. Join Miley Stewart as she finds herself back in her hometown of Crowley Corners, a world away from the glamorous rockstar life of Hannah Montana!

In *Walt Disney Pictures Presents Hannah Montana The Movie* video game, you'll get to experience Miley Stewart's secret dual-life. You'll explore Crowley Corners to complete quests and unlock key props needed to throw amazing Hannah Montana concerts! Then, you'll get to use the props to rock out in Hannah Montana concerts.

# MAIN MENU

The Main Menu of the game will provide you with several options:

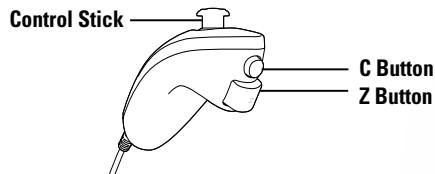
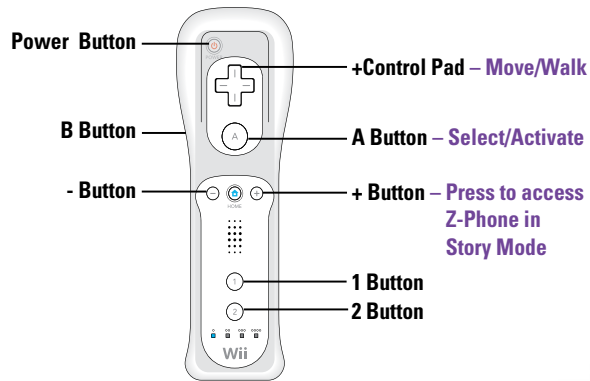
**Story Mode** – Begin a new game or continue a previously saved game. Embark on adventures as Miley and explore Crowley Corners to complete quests and unlock props, songs and concert levels.

**Quick Play** – Jump right into the game without having to load a previously saved game. Quick Play consists of Performances and Mini-Games that have been unlocked through play in Story Mode.

**Options** – Change the game settings or view the credits.



# CONTROLS



## ▲ CAUTION: WRIST STRAP USE

Please use the wrist strap to help prevent injury to other people or damage to surrounding objects or the Wii Remote in case you accidentally let go of the Wii Remote during game play.

Also remember the following:

- Make sure all players put on the wrist strap properly when it is their turn.
- Do not let go of the Wii Remote during game play.
- Dry your hands if they become moist.
- Allow adequate room around you during game play and make sure that all areas you might move into are clear of other people and objects.
- Stay at least three feet from the television.
- Use the Wii Remote Jacket.

# STORY MODE

Play as Miley and explore Crowley Corners. Interact with Miley's circle of family and friends during quests. You can unlock key items for Hannah concerts – like songs and concert venues – as you complete the quests.

Remember, you can only perform the songs in concert venues that have already been unlocked in Story Mode.

Use the points you collected completing quests to go shopping! The further you progress in the game, the more items will be available.



## PERFORMANCE MODE

After you have unlocked songs and concert venues in Story Mode, switch over to Performance Mode and rock out the show. You can perform as Hannah or as Miley, depending which song or concert venue you choose.

You'll be able to perform on 6 different stages to 11 different songs. Join band-members and jam with them on the drums, keyboard or guitar!

Keep your eye out for special cues that trigger cool dance moves for Hannah and Miley on stage!

Earn points for great performances and use them to buy more clothes and accessories.

## THE Z-PHONE

The Z-Phone is the perfect tool for figuring out quests and navigating your way around Crowley Corners.

When you receive a call, a small icon will flash on screen. Answer the call while the icon is flashing on the screen to get important messages.

- **Extras** – Keeps track of furniture, clothing, and achievements that you have unlocked.
- **Map** – Displays the game map. Use the map to move to different locations in Crowley Corners.
- **To Do List** – Find out your next task and what you need to do to complete it.
- **Options** – Adjust settings like video and sound preferences.
- **Quit** – Quit or save the game.
- **Pause** – This menu lets you pause the game.
- **Resume** – Resume will return you to the game.
- **Restart** – Restart will take you back to the beginning of the game.
- **Tour Bus** – This takes you to Hannah's Tour Bus.

## HANNAH'S TOUR BUS

Let your creativity run wild with Hannah's amazing Tour Bus. Help Hannah dress up for her concerts and create sensational outfits for every performance.

You can also decorate and customize Hannah's personal space on the tour bus including her bedroom, entertainment center, and much, much more!

## MINI-GAMES

Earn points and unlock new game content by playing the mini-games in Story or Quick Play Mode.

**Horse Riding** – Go on a ride with Blue Jeans; jump the obstacles and collect special items on the field to score points and unlock new game features.

**Milk Jug Tackle** – Toss beanbags to topple milk jugs at the County Fair. Collect points for each jug you topple to the ground.

**Horse Races** – Race your horse down the track or compete with other players by hitting the target with the water in your water pistol.

**Frog Jump** – Earn points by launching rubber frogs onto passing lily pads with your hammer.



## Free Manuals Download Website

<http://myh66.com>

<http://usermanuals.us>

<http://www.somanuals.com>

<http://www.4manuals.cc>

<http://www.manual-lib.com>

<http://www.404manual.com>

<http://www.luxmanual.com>

<http://aubethermostatmanual.com>

Golf course search by state

<http://golfingnear.com>

Email search by domain

<http://emailbydomain.com>

Auto manuals search

<http://auto.somanuals.com>

TV manuals search

<http://tv.somanuals.com>