



PC/Mac USB File Transfer Adapter

DX-C114200

Dynex DX-C114200 PC/Mac USB File Transfer Adapter

Contents

Important safety instructions	3
Introduction.....	4
Features	5
Package Contents.....	5
System Requirements	5
LED status	6
Installing and using the adapter	7
Specifications.....	22
Legal notices.....	23
One-year limited warranty	25

Important safety instructions

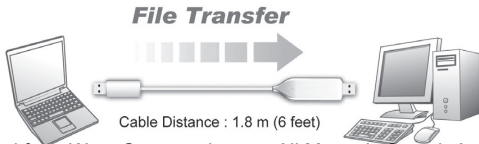
Always read the safety instructions carefully:

- Keep this User's Manual for future reference
- Keep this equipment away from humidity

- If any of the following situation arises, get the equipment checked by a service technician:
 - The equipment has been exposed to moisture.
 - The equipment has been dropped and damaged.
 - The equipment has obvious sign of breakage.
 - The equipment has not been working well or you cannot get it to work according to the User's Manual.

Introduction

This PC/Mac USB File Transfer Adapter is a premier file and data sharing solution for PC and MAC users. The Dynex Link utility software is already embedded on the adapter and will automatically load onto your system. Transfer e-mail, music, photos, videos, and document files from one computer to another, at speeds up to 480 Mbps. Compatible with Windows 2000, Windows XP, Windows Vista, Windows 7, and MAC operating systems, the adapter is ideal for transferring data files from one computer to another, which could be PC-to-PC, or PC-to-MAC.



Features

- Simple USB2.0 Plug-n-Play functionality.
- Bi-directional data transfer between two computers or different operating systems:
 - Notebooks and desktops
 - Windows 2000, Windows XP, Windows Vista, and Windows 7 operating system compatible (For PC-to-PC)
 - Windows and MAC operating system compatible (For PC-to-MAC)
- Fast transfer rate of up to 16MB/second.
- Two easy steps of operation - simply connect and transfer.
- No file size or media capacity limitations such as those found with external media cards.
- Dynex Link software program loads automatically.

Package Contents

- PC/Mac USB file transfer adapter

System Requirements

- Windows 2000/Windows XP/Windows Vista/Windows 7 (For PC-to-PC)
- Windows and MAC OS X v10.4 or later (For PC-to-MAC)

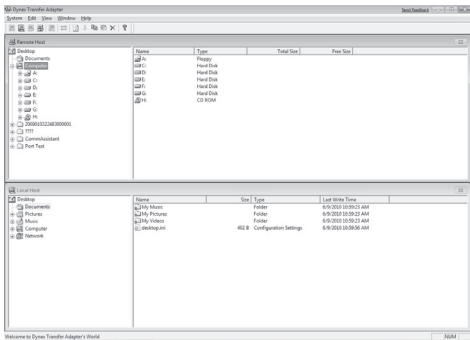
LED status

LED color	LED status	Description
Green	On	USB ports are connected to hosts.
	Flashing fast	Data is being transferred.

Installing and using the adapter

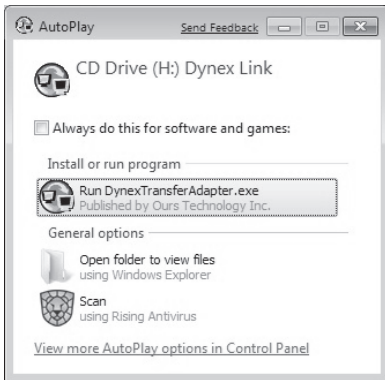
To install and use on Windows 2000, Windows XP, Windows Vista, and Windows 7 (PC-to-PC):

- 1 Plug one end of the USB adapter into your local PC and the other end into your remote PC. The following work area opens, showing the local and remote computers.

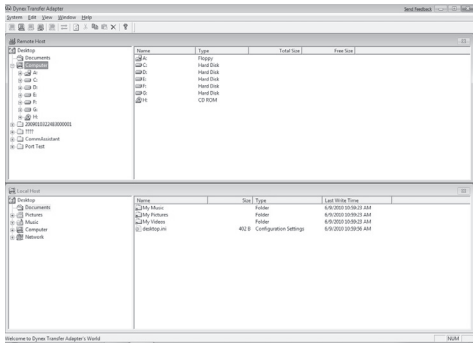


- OR -

If you are using Windows Vista or Windows 7, when the message box opens, click **Run Dynex Transfer Adapter.exe** to start.



The following work area opens, showing the local and remote computers.

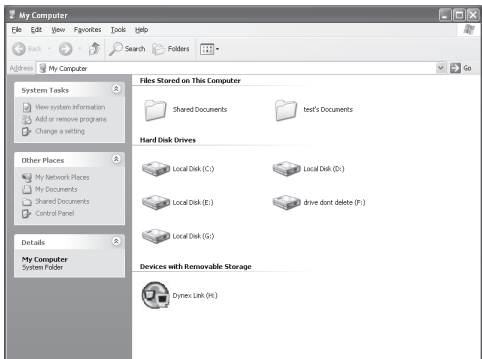


- To transfer files, click and drag the files from one side to the other side.

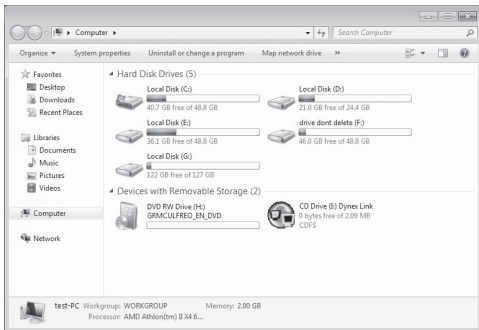
When the file appears on the other side, it is available for use.

Note: If you close the program, or the program fails to autorun, you can start it from My Computer by double-clicking **Dynex Link**.

Under Windows XP/2000

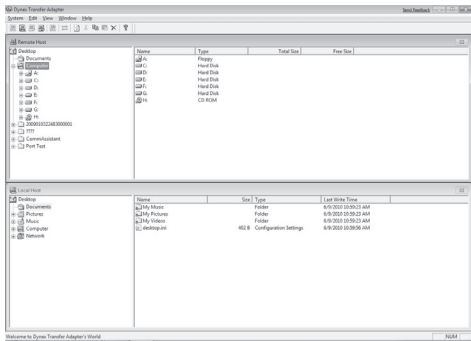


Under Windows Vista or Windows 7



To install and use from Windows 2000, Windows XP, Windows Vista, or Windows 7 to Mac (PC-to-Mac):

- 1 Plug one end of the USB adapter into your local PC and the other end into your Mac. The following User Interface screen opens for your PC, showing the local PC and remote MAC.

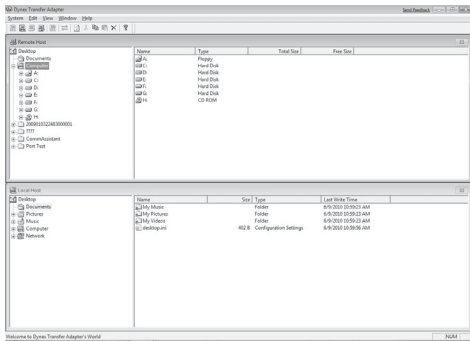


- OR -

If you are using Windows Vista or Windows 7, when the message box opens, click **Run Dynex Transfer Adapter** to start.



The following work area opens, showing the local PC and remote MAC on your PC.



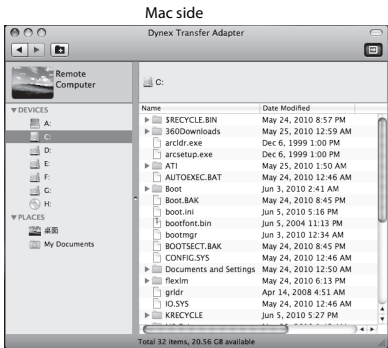
2 Double-click **Dynex Link** on your Mac desktop.



- 3 When the pop-up window opens, double-click **Dynex Transfer Adapter**.

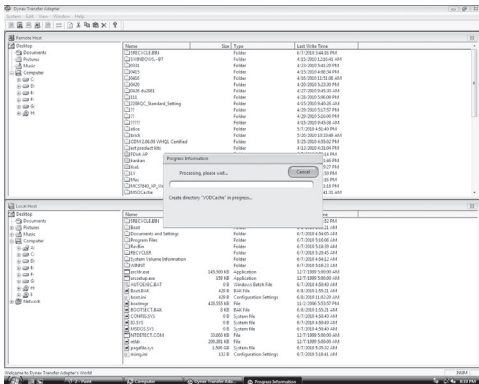


- 4 The following work areas open in your local Mac, showing the remote PC computer.



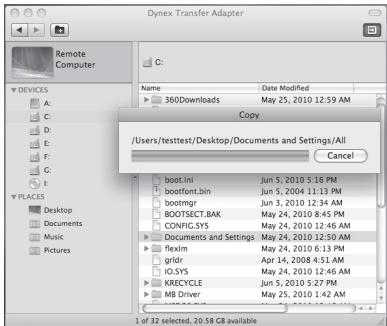
- 5 To transfer files on the PC side, click and drag the files from one side to the other. When the file appears on the your PC or your Mac, it is available for use.

PC side



OR -

To transfer files on your Mac, you can click and drag the files from the remote computer to your Mac or from your Mac to the remote computer. When the file appears on your PC or Mac, it is available for use.



Notes: If you close the program or the program fails to autorun, on the PC side you can start it from My Computer by double-clicking **Dynex Link**, then repeat the above steps in "Under PC Interface." On the Mac side, double-click **Dynex Link** on the desktop and repeat the above steps in "Under Mac Interface."

***To install and use from Mac OS X v10.4 or later
(Mac-to-Mac):***

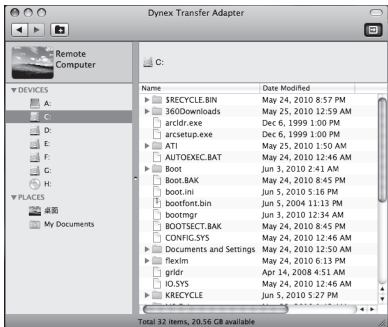
- 1 Double-click the **Dynex Link** on your Mac desktop.



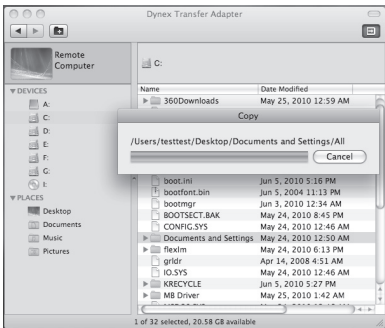
- 2 When the pop-up window opens, double-click **Dynex Transfer Adapter**.



- 3 The following work areas open, showing the local and remote Mac computers.



- 4 To transfer files, click and drag the files from one side to the other side. When the file appears on the local or remote side, it is available for use on that Mac.



Notes: If you close the program or the program fails to autorun, double-click **Dynex Link** on the desktop and repeat the above steps in "Under Mac Interface."

Specifications

Item	Description
Power mode	USB bus power - 5 V
Host interface	USB 2.0
Standard interface and I/O requirement	Standard - USB 1.1/2.0 supports Interface - USB Type A female
Maximum line rate	Over 12 MB/s, up to 20 MB/s
Operating system support	Windows 2000/Windows XP/Windows Vista/ Windows 7 (PC-to-PC) Windows and Mac OS X v10.4 or later (PC-to-Mac) Mac OS X v10.4 or later (Mac-to-Mac)
Working environment	Operating temperature - 32°F~122°F (0~50°C) Storage temperature - -40°F~131°F (-40~55°C)
Dimensions	2.75 x 0.91 x 0.35 inches (70 x 23 x 9 mm)
Weight	Approx. 0.11 lb. (50 g)
Cable length	Approx. 6 ft. (1.8 m)
Housing	ABS (plastic)
Safety requirement	FCC, CE
RoHS	Compliant

Specifications subject to change without notice.

Legal notices



FCC Part 15

This device complies with Part 15 of the FCC Rules. Operation of this product is subject to the following two conditions: (1) this device may not cause harmful interference, and (2) this device must accept any interference received, including interference that may cause undesired operation.

FCC warning

Changes or modifications not expressly approved by the party responsible for compliance with the FCC Rules could void the user's authority to operate this equipment.

Canada ICES-003 statement

This Class B digital apparatus complies with Canadian ICES-003.

CE

This equipment is in compliance with the requirements of the following regulations: EN 55 022: EMC Directive 2004/08/ EC (EN55022/EN55024)

Notices

Specifications and features are subject to change without notice or obligation.

For service and support call (800) 305-2204.

One-year limited warranty

Dynex Products ("Dynex") warrants to you, the original purchaser of this new **DX-C114200** ("Product"), that the Product shall be free of defects in the original manufacture of the material or workmanship for a period of one (1) year from the date of your purchase of the Product ("Warranty Period"). This Product must be purchased from an authorized dealer of Dynex brand Products and packaged with this warranty statement. This warranty does not cover refurbished product. If you notify Dynex during the Warranty Period of a defect covered by this warranty that requires service, terms of this warranty apply.

How long does the coverage last?

The Warranty Period lasts for one year (365 days) from the date you purchased the Product. The purchase date is printed on the receipt you received with the Product.

What does this warranty cover?

During the Warranty Period, if the original manufacture of the material or workmanship of the Product is determined to be defective by an authorized Dynex repair center or store personnel, Dynex will (at its sole option): (1) repair the Product with new or rebuilt parts; or (2) replace the Product at no charge with new or rebuilt comparable products or parts. Products and parts replaced under this warranty become the property of Dynex and are not returned to you. If service of products and parts are required after the Warranty Period expires, you must pay all labor and parts charges. This warranty lasts as long as you own your Dynex Product during the Warranty Period. Warranty coverage terminates if you sell or otherwise transfer the Product.

How to obtain warranty service?

If you purchased the Product at a retail store location, take your original receipt and the Product to the store you purchased it from. Make sure that you place the Product in its original packaging or packaging that provides the same amount of protection as the original packaging. If you purchased the Product from an online web site, mail your original receipt and the Product to the address listed on the web site. Make sure that you put the Product in its original packaging or packaging that provides the same amount of protection as the original packaging.

To obtain in-home warranty service for a television with a screen 25 inches or larger, call 1-888-BESTBUY. Call agents will diagnose and correct the issue over the phone or will have an Dynex-approved repair person dispatched to your home.

Where is the warranty valid?

This warranty is valid only to the original purchaser of the Product in the United States, Canada, and Mexico.

What does the warranty not cover?

This warranty does not cover:

- Customer instruction
- Installation
- Set up adjustments
- Cosmetic damage
- Damage due to acts of God, such as lightning strikes
- Accident
- Misuse
- Abuse
- Negligence

- Commercial use
- Modification of any part of the Product
- Plasma display panel damaged by static (non-moving) images applied for lengthy periods (burn-in).

This warranty also does not cover:

- Damage due to incorrect operation or maintenance
- Connection to an incorrect voltage supply
- Attempted repair by anyone other than a facility authorized by Dynex to service the Product
- Products sold as is or with all faults
- Consumables, such as fuses or batteries
- Products where the factory applied serial number has been altered or removed

REPAIR REPLACEMENT AS PROVIDED UNDER THIS WARRANTY IS YOUR EXCLUSIVE REMEDY. DYNEX SHALL NOT BE LIABLE FOR ANY INCIDENTAL OR CONSEQUENTIAL DAMAGES FOR THE BREACH OF ANY EXPRESS OR IMPLIED WARRANTY ON THIS PRODUCT, INCLUDING, BUT NOT LIMITED TO, LOST DATA, LOSS OF USE OF YOUR PRODUCT, LOST BUSINESS OR LOST PROFITS. DYNEX PRODUCTS MAKES NO OTHER EXPRESS WARRANTIES WITH RESPECT TO THE PRODUCT, ALL EXPRESS AND IMPLIED WARRANTIES FOR THE PRODUCT, INCLUDING, BUT NOT LIMITED TO, ANY IMPLIED WARRANTIES OF AND CONDITIONS OF MERCHANTABILITY AND FITNESS FOR A PARTICULAR PURPOSE, ARE LIMITED IN DURATION TO THE WARRANTY PERIOD SET FORTH ABOVE AND NO WARRANTIES, WHETHER EXPRESS OR IMPLIED, WILL APPLY AFTER THE WARRANTY PERIOD. SOME STATES, PROVINCES AND JURISDICTIONS DO NOT ALLOW LIMITATIONS ON HOW LONG AN IMPLIED WARRANTY LASTS, SO THE ABOVE LIMITATION MAY NOT

APPLY TO YOU. THIS WARRANTY GIVES YOU SPECIFIC LEGAL RIGHTS, AND YOU MAY ALSO HAVE OTHER RIGHTS, WHICH VARY FROM STATE TO STATE OR PROVINCE TO PROVINCE.

Contact Dynex:

For customer service please call 1-800-305-2204

www.dynexproducts.com

Distributed by Best Buy Purchasing, LLC

7601 Penn Avenue South, Richfield, Minnesota, U.S.A. 55423-3645

© 2011 BBY Solutions, Inc.

All rights reserved. DYNEX is a trademark of BBY Solutions, Inc.

Registered in some countries. All other products and brand names are trademarks of their respective owners.

DYNEX™

www.dynexproducts.com (800) 305-2204

Distributed by Best Buy Purchasing, LLC
7601 Penn Ave. South, Richfield, MN 55423 U.S.A.

© 2011 BBY Solutions, Inc.

All rights reserved.

DYNEX is a trademark of BBY Solutions, Inc.
Registered in some countries. All other products and
brand names are trademarks of their respective
owners.

11-0231
ENGLISH

Free Manuals Download Website

<http://myh66.com>

<http://usermanuals.us>

<http://www.somanuals.com>

<http://www.4manuals.cc>

<http://www.manual-lib.com>

<http://www.404manual.com>

<http://www.luxmanual.com>

<http://aubethermostatmanual.com>

Golf course search by state

<http://golfingnear.com>

Email search by domain

<http://emailbydomain.com>

Auto manuals search

<http://auto.somanuals.com>

TV manuals search

<http://tv.somanuals.com>