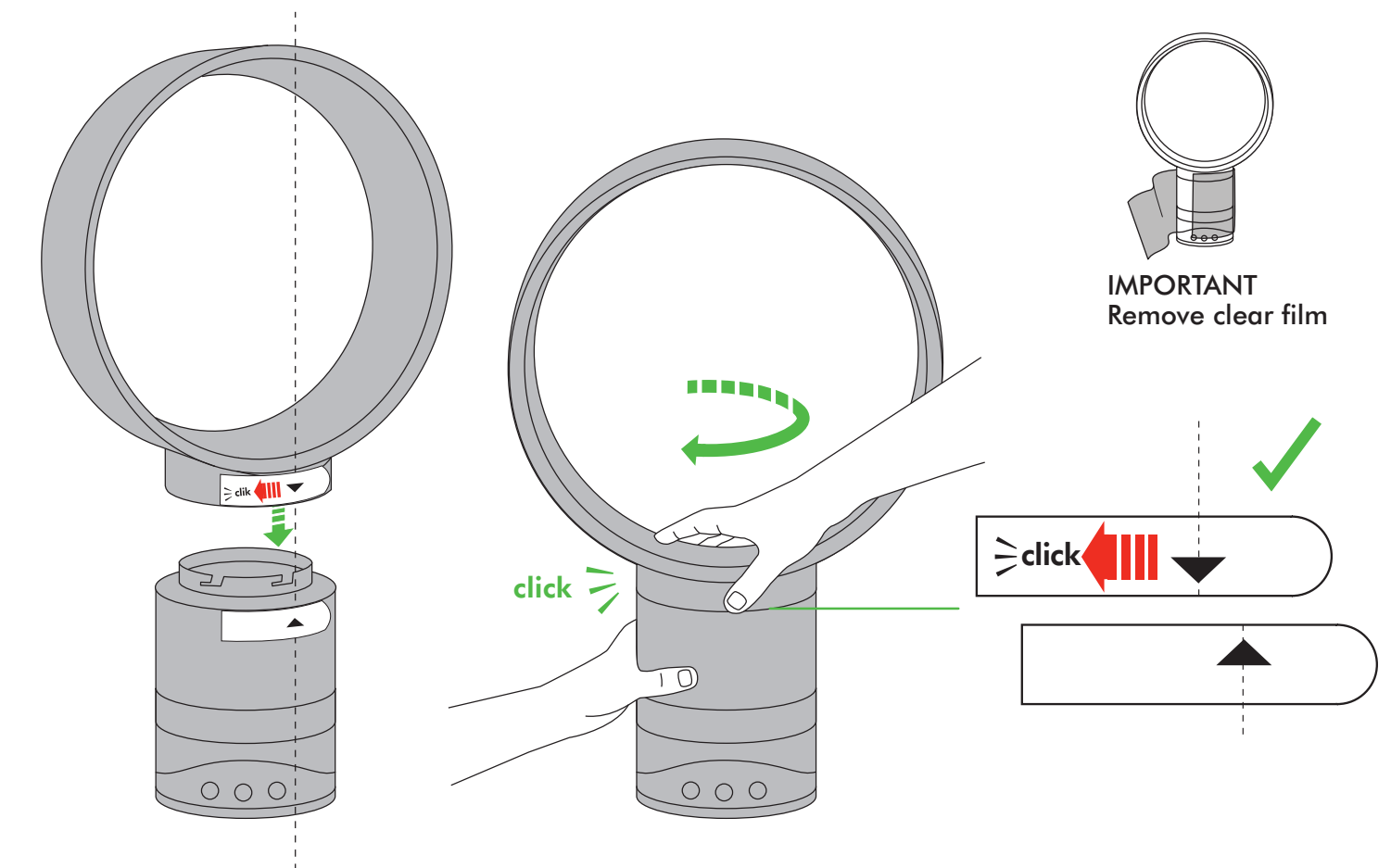


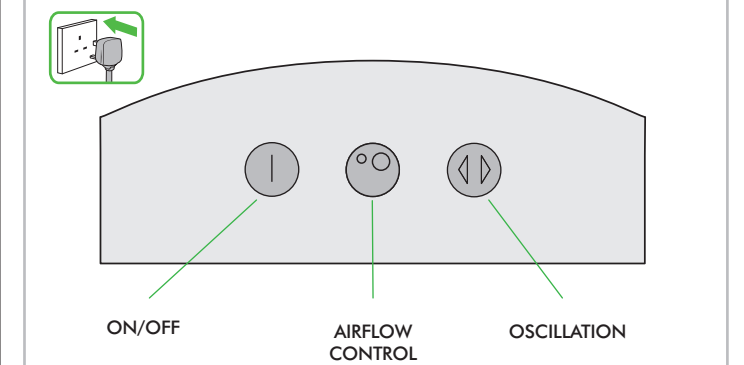
ASSEMBLY

1 Lower the loop amplifier onto the base, aligning the arrows.

2 Once aligned, turn the loop amplifier clockwise to lock.



REGISTER YOUR FREE 2 YEAR GUARANTEE TODAY



USING YOUR DYSON FAN

TILT FUNCTION

- Adjust base forward or backward for required airflow angle.

CLEANING

- To clean, wipe with a dry or damp cloth.
- Do not use detergents or polishes to clean the fan.

2 YEAR DYSON GUARANTEE

TERMS AND CONDITIONS

- Terms and conditions of your Dyson 2 year guarantee.
- The guarantee becomes effective from the date of purchase.
- All work will be carried out by Dyson or its authorised agents.
- Any parts which are replaced will become the property of Dyson.
- The repair and replacement of the fan under guarantee will not extend the period of guarantee.
- The guarantee provides benefits which are additional to and do not affect your statutory rights as a consumer.
- You must provide proof of (both the original and any subsequent) purchase before any work can be carried out on your fan. Without this proof, any work carried out will be chargeable.
- Please keep your receipt.

WHAT IS COVERED

- The repair or replacement of the fan if it is found to be defective due to faulty materials, workmanship or function within 2 years of purchase (if any part is no longer available or out of manufacture, Dyson will replace it with a functional replacement part).

WHAT IS NOT COVERED

Dyson shall not be liable for costs of repair or replacement of a product incurred as a result of:

- Normal wear and tear.
- Accidental damage, faults caused by negligent use or care, neglect, careless operation or handling of the fan which is not in accordance with this manual.
- Damage as a result of use not in accordance with the rating plate.
- Blockages – please refer overleaf for details on how to unblock the fan.
- Use of the fan outside the country of purchase.
- Use of parts and accessories other than those produced or recommended by Dyson.
- Damage from external sources such as transit, weather, electrical outages or power surges.
- Repairs or alterations carried out by parties other than Dyson or its authorised agents.
- Failures caused by circumstances outside of Dyson's control.
- If you are in doubt as to what is covered by your guarantee, please call the Dyson Customer Care Helpline on: UK 0800 298 0298 ROI 01 475 7109

Remember: Always disconnect plug from mains before inspecting for problems. If the fan will not operate, first check the mains socket has electricity supply and that the plug is properly inserted into the socket.

If you are still experiencing problems with the Dyson fan, please call the Dyson Customer Care Helpline on: UK 0800 298 0298 ROI 01 475 7109

REGISTERING YOUR GUARANTEE

To help us ensure you receive prompt and efficient service, please register as a Dyson fan owner. There are three ways to do this:

- Visit our website to register your full parts and labour guarantee online. www.dyson.com/register
- Call our dedicated Helpline Open 7am–10pm. 7 days a week. UK 0800 298 0298 ROI 01 475 7109
- Complete and return the form to Dyson in the envelope supplied.
- This will confirm ownership of your Dyson fan in the event of an insurance loss, and enable us to contact you if necessary.

DYSON CUSTOMER CARE

If you have a query about your Dyson fan call the Dyson Customer Care Helpline and quote your serial number, or contact us via the Dyson website. The serial number can be found on the base of the product. Most queries can be solved over the phone by one of our Dyson Customer Care Helpline experts or by visiting www.dyson.co.uk/support If your Dyson fan needs servicing, call the Dyson Customer Care Helpline to discuss available options.

DYSON CUSTOMER CARE DETAILS

If there are any queries, please call the Dyson Customer Care Helpline Open 7am–10pm. 7 days a week. UK 0800 298 0298 ROI 01 475 7109 www.dyson.com/support

ABOUT YOUR PRIVACY

Your information will be held by Dyson Limited and its agents for promotional, marketing and servicing purposes. If your personal details change, if you change your mind about any of your marketing preferences or if you have any queries about how we use your information, please let us know by contacting Dyson Limited, Tetbury Hill, Malmesbury, Wiltshire, SN16 0RP England, or by calling the Dyson Customer Care Helpline on UK: 0800 298 0298 or ROI: 01 475 7109. Or you can email us at askdyson@dyson.co.uk For more information on how we protect your privacy, please see our privacy policy on www.dyson.co.uk/privacy

CONFORMITY INFORMATION

A sample of this product has been tested and found to be in conformity with the following European Directive: 2006/95/EC Low voltage Directive, 93/68/EEC CE Marking Directive, 2004/108/EC EMC Directive.

PRODUCT INFORMATION

Product weight 1.74kg (10" desk), 1.79kg (12" desk). Please note: Small details may vary from those shown.



Dyson Customer Care

If you have a question about your Dyson fan, call the Dyson Customer Care Helpline with your serial number and details of where and when you bought the fan, or contact us via the Dyson website. The serial number can be found on the base of the fan.

UK Dyson Customer Care askdyson@dyson.co.uk 0800 298 0298
Dyson Ltd, Tetbury Hill, Malmesbury, Wiltshire SN16 0RP.

ROI Dyson Customer Care askdyson@dyson.co.uk 01 475 7109
Dyson Ireland Limited Unit G10, Greenogue Business Park, Rathcoole, Dublin 24, Ireland.

www.dyson.com


JN.39620 PN.18431-03-05 11.04.11

Your Dyson fan will be covered for parts and labour for 2 years from the date of purchase, subject to the terms of the guarantee.

If you have a query about your Dyson fan, call the Dyson Customer Care Helpline quoting the serial number and details of where/when you bought the fan. The serial number can be found on the rating plate which is on the base of the product.

Most queries can be solved over the phone by one of our Dyson Customer Care Helpline experts or by visiting www.dyson.co.uk/support

Note your serial number for future reference.



For illustration purposes only.

IMPORTANT SAFETY INSTRUCTIONS

READ ALL INSTRUCTIONS BEFORE USING THIS APPLIANCE


When using an electrical appliance, basic precautions should always be followed, including the following:

⚠ WARNING

TO REDUCE THE RISK OF FIRE, ELECTRIC SHOCK OR INJURY:

- This fan is not intended for use by young children or infirm persons with reduced physical, sensory or reasoning capabilities, or lack of experience and knowledge, unless they have been given supervision or instruction by a responsible person concerning use of the appliance to ensure that they can use the appliance safely.
- Young children should be supervised to ensure that they do not play with the fan.
- Place the loop amplifier onto the base of the fan and turn clockwise – the click sound indicates that the two parts are locked together. The loop amplifier must be fitted correctly before operating this fan. Do not dismantle the fan or use without the loop amplifier fitted.
- Do not operate any fan with a damaged cable or plug. Discard fan or return to an authorised service facility for examination and/or repair. If the supply cable is damaged, it must be replaced by Dyson, our service agent or similarly qualified persons in order to avoid a hazard.
- If the fan is not working as it should or has been damaged, do not use and contact the Dyson Customer Care Helpline.
- Do not run cable under carpeting. Do not cover cable with throw rugs, runners or similar coverings. Arrange cable away from traffic area and where it will not be tripped over.
- Turn off all controls before unplugging. Unplug from outlet when not in use for extended periods. To avoid a tripping hazard, safely coil the cable.
- Do not unplug by pulling on cable. To unplug, grasp the plug, not the cable.
- Suitable for dry location ONLY. Do not use outdoors or on wet surfaces and do not expose to water or rain.
- Do not handle plug or fan with wet hands.
- Do not stretch the cable or place the cable under strain. Keep cable away from heated surfaces.
- Do not put any object into openings or the inlet grille. Do not use with any opening blocked; keep free of dust, lint, hair, and anything that may reduce airflow.
- Do not use near furnaces, fireplaces, stoves or other high temperature heat sources.
- Do not use in conjunction with or directly next to an air freshener or similar products.
- Do not use any cleaning agents or lubricants on this fan. Unplug before cleaning or carrying out any maintenance.
- Use only as described in this manual. Do not carry out any maintenance other than that shown in this manual, or advised by the Dyson Customer Care Helpline.
- The use of an extension cable is not recommended.
- Always carry the fan by the base, do not carry it by the loop amplifier.

READ AND SAVE THESE INSTRUCTIONS



Do not pull on the cable. Do not store near heat sources. Do not use near open flame. Do not carry by the loop amplifier.

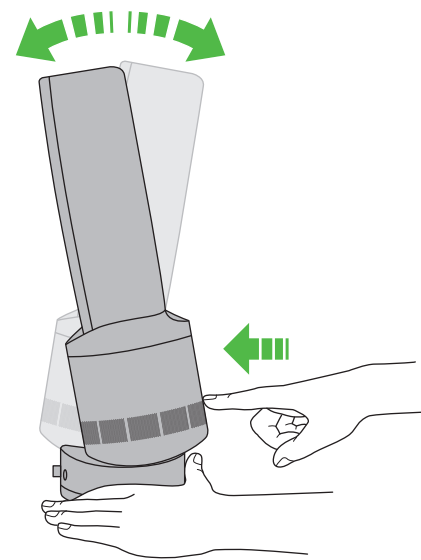
3 EASY WAYS TO REGISTER YOUR FREE 2 YEAR GUARANTEE

REGISTER ONLINE
Visit our website to register your full parts and labour guarantee online.
www.dyson.com/register

REGISTER BY PHONE
Call our dedicated Helpline.
UK 0800 298 0298
ROI 01 475 7109

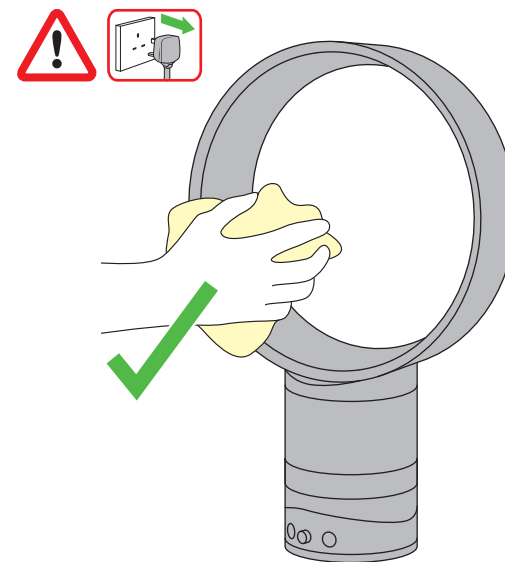
REGISTER BY MAIL
Complete and return the form to Dyson in the envelope supplied.

Tilt function




Adjust base forward or backward for required airflow angle.

Cleaning

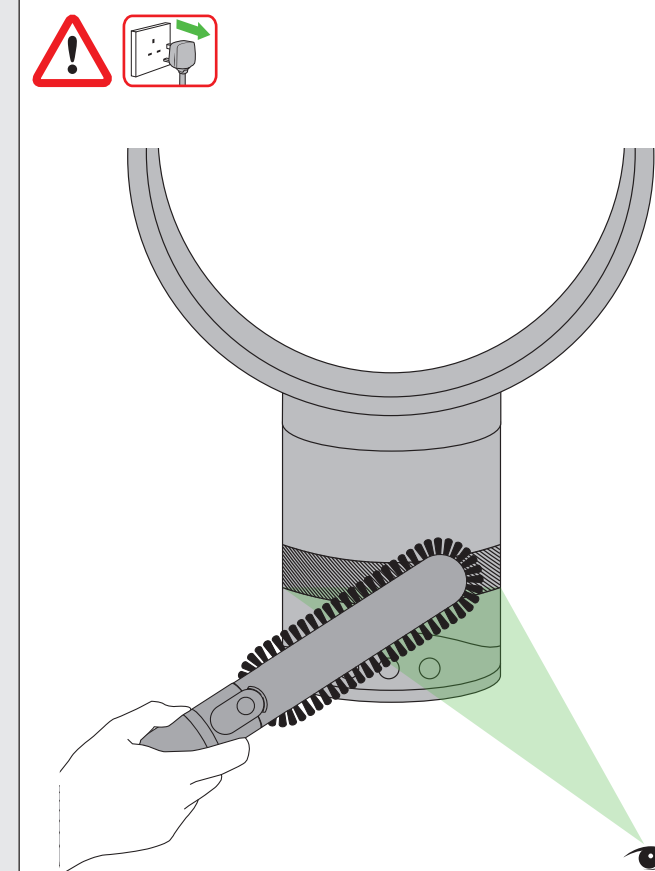


To clean, wipe with a dry or damp cloth.

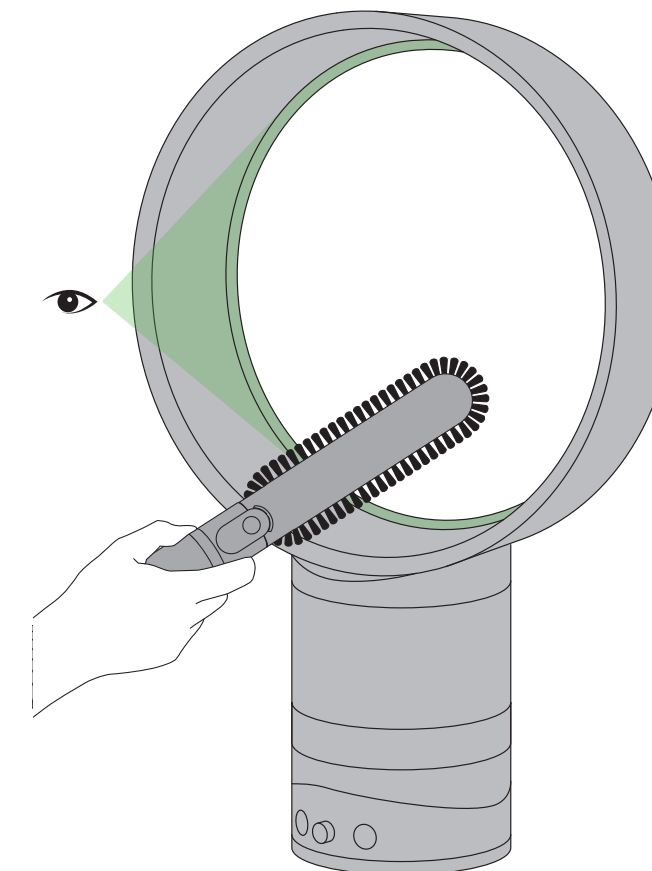


Do not use detergents or polishes to clean the fan.

Clearing blockages



Look for blockages in the air inlet holes. Use a soft brush to remove debris.



Look for blockages in the small aperture inside the loop amplifier. Use a soft brush to remove debris.

dyson

GUARANTEE FORM

Serial number

Date of purchase

 / /

Country of purchase

 UK ROI

Title

Surname

First name

Address

Postcode

e-mail

Telephone

Mobile

As a Dyson fan owner, you can hear about Dyson inventions, services and products before anyone else. If it's okay to contact you, please let us know how we may do this.

By mail Yes No
 By phone Yes No
 By email Yes No
 By text message Yes No

We sometimes ask other companies (such as market researchers) to contact owners on our behalf. We do this to get feedback on ideas or ask you to try new products and services. Would this be okay?

Yes No

3 EASY WAYS TO REGISTER YOUR FREE 2 YEAR GUARANTEE

REGISTER ONLINE
Visit our website to register your full parts and labour guarantee online.
www.dyson.com/register

REGISTER BY PHONE
Call our dedicated Helpline.
UK 0800 298 0298
ROI 01 475 7109

REGISTER BY MAIL
Complete and return the form to Dyson in the envelope supplied.

Free Manuals Download Website

<http://myh66.com>

<http://usermanuals.us>

<http://www.somanuals.com>

<http://www.4manuals.cc>

<http://www.manual-lib.com>

<http://www.404manual.com>

<http://www.luxmanual.com>

<http://aubethermostatmanual.com>

Golf course search by state

<http://golfingnear.com>

Email search by domain

<http://emailbydomain.com>

Auto manuals search

<http://auto.somanuals.com>

TV manuals search

<http://tv.somanuals.com>