



**Catalog #R08367**  
**DOT Racer Front Brake Hose Kit**  
**for 2006 Kawasaki Ninja 650R**  
**INSTALLATION INSTRUCTIONS**

Please study these instructions carefully before installing your new Brake Hose Kit. If you have any questions, please call our **Technical Hotline at: 1-800-416-8628**, 7:00 am - 5:00 pm, Pacific Standard Time, Monday through Friday or e-mail us at **Edelbrock@Edelbrock.com**.




**IMPORTANT NOTE:**

**Proper installation is the responsibility of the installer. Improper installation will void warranty and may result in poor performance and engine or vehicle damage.**

**INSTALLATION INSTRUCTIONS**

**IMPORTANT NOTE:** Do not allow the master cylinder to completely drain of brake fluid at any time during this process. Also, use care when handling brake fluid, as it can quickly damage finished surfaces (paint, plating, etc.).

1. Remove factory brake hoses, noting routing. Cap off master cylinder and caliper ports.
2. Install straight-bent banjo ends of Russell Left and Right hoses onto their respective calipers. Use factory single-banjo bolt from master cylinder to install Right hose onto caliper (**See Fig. 1**).
3. Route hoses up through factory wire retainers to master cylinder (**See Fig. 2, view from top**). Use factory double-banjo bolt to install hoses onto master cylinder. Side-bent banjo of Right hose goes next to master cylinder, points toward center of bike, and rests against stop. Orient Left hose banjo so that hose runs parallel to Right hose (**See Fig. 3**).
4. Locate hoses to fender using factory plastic clips around grommets on hoses at factory mounting points (**See Fig. 4, Right side shown**).
5. Check hose clearance throughout entire steering and suspension travel range.
6. Bleed the system and check for leaks while applying pressure.



**Edelbrock Corporation, 2700 California Street, Torrance, CA 90503**  
**Toll-Free Tech Line: 1-800-416-8628**  
**Tech E-Mail: Edelbrock@Edelbrock.com**

## Free Manuals Download Website

<http://myh66.com>

<http://usermanuals.us>

<http://www.somanuals.com>

<http://www.4manuals.cc>

<http://www.manual-lib.com>

<http://www.404manual.com>

<http://www.luxmanual.com>

<http://aubethermostatmanual.com>

Golf course search by state

<http://golfingnear.com>

Email search by domain

<http://emailbydomain.com>

Auto manuals search

<http://auto.somanuals.com>

TV manuals search

<http://tv.somanuals.com>