



Front Brake Hose Kit for 2004-2006 Yamaha Rhino Catalog #R09430, #R09431 INSTALLATION INSTRUCTIONS

Please study these instructions carefully before installing your new Brake Hose Kit. If you have any questions, please call our **Technical Hotline at: 1-800-416-8628**, 7:00 am - 5:00 pm, Pacific Standard Time, Monday through Friday or e-mail us at **Edelbrock@Edelbrock.com**. Please fill out and mail your warranty card.



IMPORTANT NOTE:

Proper installation is the responsibility of the installer. Improper installation will void warranty and may result in poor performance and engine or vehicle damage.


INSTALLATION INSTRUCTIONS

IMPORTANT NOTE: Do not allow the master cylinder to completely drain of brake fluid at any time during this process. Also, use care when handling brake fluid, as it can quickly damage finished surfaces (paint, plating, etc.).

1. Remove factory brake hoses, noting routing. **NOTE:** Factory cable tie-style hose retainers are re-usable - pull tab on locking end of tie away from strap to release (**See Fig. 1**).
2. Route Russell upper hose similar to factory. Mount T-block end onto chassis in factory location. (**NOTE:** Do not install banjo onto master cylinder until lower hoses are installed). Insert supplied bushing into T-block so that flange is between mounting surface and T-block (**See Fig. 2**).



3. Install banjo end of Russell lower hose (Left or Right) onto caliper so that hose runs behind caliper (**See Fig. 3**). Mount hose using factory routing and hardware. Insert male threaded hose end into upper hose T-block. Repeat for other side.
4. Install banjo end of upper hose onto master cylinder.
5. Check hose clearance throughout entire steering and suspension travel range.
6. Bleed the system and check for leaks while applying pressure.



A Division of Edelbrock Corporation
2700 California Street
Torrance, CA 90503
Toll-Free Tech Line: 1-800-416-8628
Tech E-Mail: Edelbrock@Edelbrock.com

Free Manuals Download Website

<http://myh66.com>

<http://usermanuals.us>

<http://www.somanuals.com>

<http://www.4manuals.cc>

<http://www.manual-lib.com>

<http://www.404manual.com>

<http://www.luxmanual.com>

<http://aubethermostatmanual.com>

Golf course search by state

<http://golfingnear.com>

Email search by domain

<http://emailbydomain.com>

Auto manuals search

<http://auto.somanuals.com>

TV manuals search

<http://tv.somanuals.com>