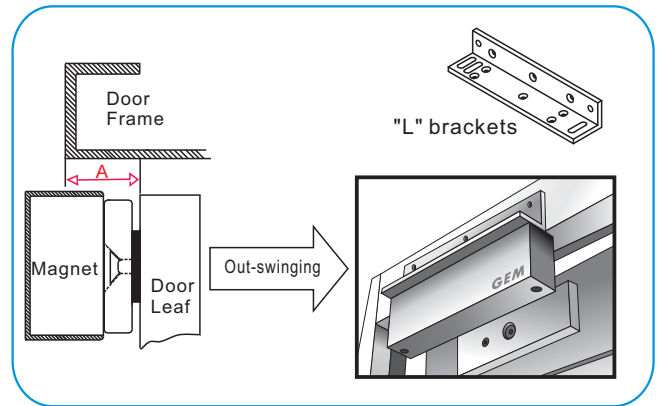
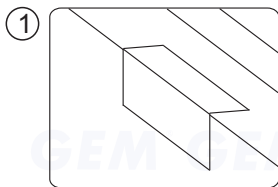
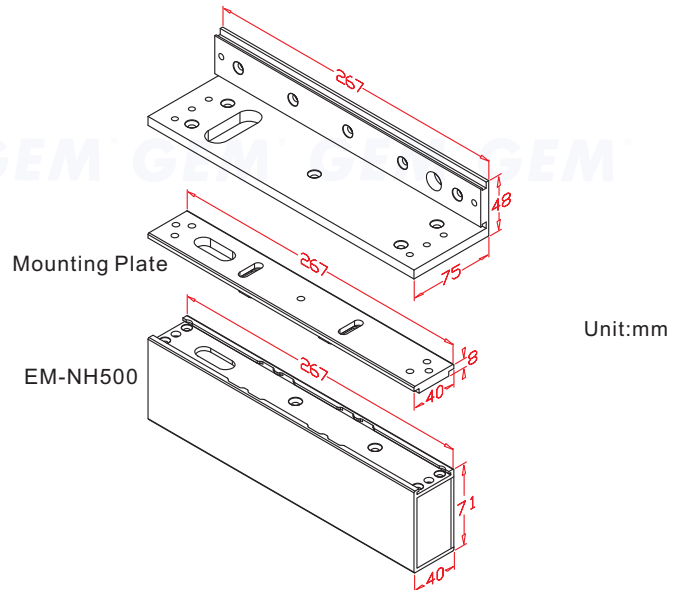


The A value in the table below for each bracket to mount on the door frame, shows the minimum requirement width of the door frame for different electromagnetic lock model.

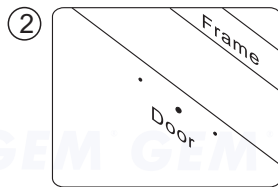
| Magnet Grade | ValueA" | Option Brackets |
|--------------|---------|------------------------|
| 300 LBS | 38mm | L-150, L-EM150... |
| 600 LBS | 42mm | L-300, L-10001ST... |
| 800LBS | 48mm | L-750, L-350, L-400... |
| ● 1200 LBS | 60mm | L-500, L-600... |



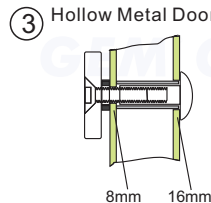
Application for the Electromagnet: EM-NH500 Series



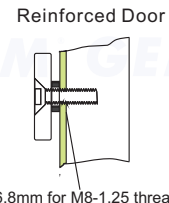
1 Fold the mounting template along the dotted line to a 90-degree angle. Close the door, place the template against the door and frame.



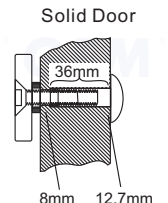
2 Drill three holes in the door as indicated on the template.



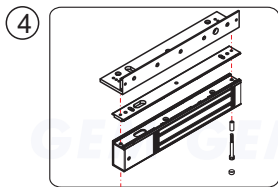
3 Hollow Metal Door
Drill an 8 mm hole through door, from sexnut bolt side only, enlarge the 8mm hole to 16mm.



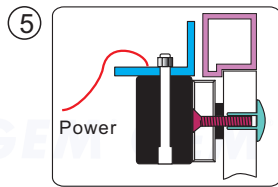
Reinforced Door
Drill an 6.8 mm dia. Hole and tap for M8x12.5 thread.



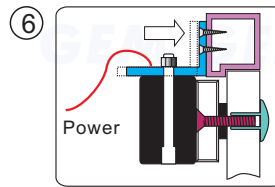
Solid Door
Drill an 8 mm hole thru door from sexnut bolt side of door, drill 12.7mmhole, 36mm in depth.



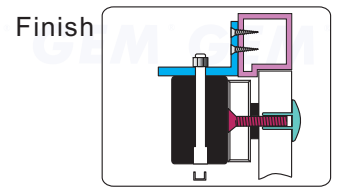
4 Lock the armature plate and L bracket first. Put the electromagnet into the armature plate second.



5 Turn on the power of EM-Lock, and let the armature plate bonds to the EM-lock. Adjust the position between the L bracket and the door frame.



6 Once the position is correct, use the screws to permanently mount the L bracket on the door frame.



Finish Test the unit. Insert the anti-tamper caps into the mounting screw access holes.

GIANNI INDUSTRIES, INC.

No. 13, Zhong Sing Road, Tu-Cheng Industrial Zone,
Tu-Cheng City, Taipei, Taiwan 23678
Tel: 886-2 2267 7986 / Fax: 886-2 2267 9876
E-Mail: info@gianni.com.tw
Website: gianni.tw
Copyright 2008 Gianni industries, inc. All rights reserved.
DM-CA-L-NH500 Ver.A Published on 2008.06.16



The products are manufactured under an ISO 9001 & QC 080000 Certified Quality Management Program environment back its product quality, performance and commitment to customer satisfaction.

Free Manuals Download Website

<http://myh66.com>

<http://usermanuals.us>

<http://www.somanuals.com>

<http://www.4manuals.cc>

<http://www.manual-lib.com>

<http://www.404manual.com>

<http://www.luxmanual.com>

<http://aubethermostatmanual.com>

Golf course search by state

<http://golfingnear.com>

Email search by domain

<http://emailbydomain.com>

Auto manuals search

<http://auto.somanuals.com>

TV manuals search

<http://tv.somanuals.com>