

◆ System Requirements

1. IBM compatible PC
2. Microsoft Windows 95/NT/98/ME/2000/XP
3. Available USB or PS/2 keyboard port

◆ Package Contents

1. Wire multimedia keyboard
2. USB-to-PS/2 adapter (GK-8C only)

◆ Specifications

1. GK-8P: PS/2 interface; GK-8C: Combo Interface (USB ▶ PS/2)
2. Dimension (Keyboard): 406(L) x 177.7(W) x 31(H)mm
3. Weight: 0.66kg (unpacking)
4. Cable Length: 1450 mm outside keyboard (without adapter)






GK-8C/8P
Slim Multimedia Keyboard
Soft-touch, Silent and Tactile Feedback

Connect Your Keyboard



1. Shut down or turn off your computer before you plug your GK-8P multimedia keyboard. GK-8C supports plug & play function.
2. Plug keyboard cable into the computer's keyboard USB or PS/2 port.
3. Turn on you computer.



Hot Keys Function


1. Web / Home  - Open your system default internet browser.
2. Sleep  - Suspend your computer system.
3. Mail  - Open your system default E-mail application.



Fn Lock Keys

Fn lock keys give you extra functions by combining two command mode for the cursor keys.

1.  +  : Page UP

2.  +  : Page Down

3.  +  : Home

4.  +  : End

- ❖ USB function is only compatible with Microsoft Windows 98/ME/2000/XP.
- ❖ PS/2 connection is recommended because some computers do not fully support USB interface.
- ❖ Hot keys function can be only activated under Microsoft Windows ME/2000/XP.

◆ 系統需求

1. IBM 相容機種
2. Microsoft Windows 95/NT/98/ME/2000/XP 作業系統
3. PS/2 (USB) 介面功能連接埠

◆ 包裝內容

1. 有線多媒體鍵盤
2. USB-to-PS/2 轉接頭 (限 GK-8C 機種)

◆ 規格

1. GK-8P: PS/2 介面; GK-8C: Combo 介面 (USB ▶ PS/2)
2. 外觀尺寸 (鍵盤): 406 (長) x 177.7 (寬) x 31 (高) 公釐
3. 重量: 0.66 公斤 (不包含轉接頭)
4. 纜線長度: 1450 公釐 (不包含轉接頭)



GK-8C/8P




Slim Multimedia Keyboard

Soft-touch, Silent and Tactile Feedback

安裝設定



1. 請在安裝 GK-8P 多媒體鍵盤之前，先關閉您的電腦。GK-8C 則支援隨插即用功能。
2. 依照不同的介面設計，將鍵盤纜線安裝到您電腦上的 USB 或 PS/2 連接埠。
3. 請重新啟動您的電腦，並完成安裝設定。

快速功能鍵



1. 網際首頁  開啟您系統預設之網際網路瀏覽器。
2. 睡眠功能  進入系統省電模式。
3. 電子郵件  開啟您系統預設的之電子郵件程式。

複合功能鍵

複合功能鍵可提供游標方向功能鍵與 Page UP、Page DOWN、Home 及 End 功能鍵間的切換。

1.  +  : Page UP

3.  +  : Home

2.  +  : Page Down

4.  +  : End

- ❖ USB 介面功能只相容於 Microsoft Windows 98/ME/2000/XP 作業系統。
- ❖ 由於部份個人電腦不支援 USB 介面功能，因此建議使用 PS/2 介面功能進行安裝。
- ❖ 快速功能鍵只相容於 Microsoft Windows ME/2000/XP 作業系統。

Free Manuals Download Website

<http://myh66.com>

<http://usermanuals.us>

<http://www.somanuals.com>

<http://www.4manuals.cc>

<http://www.manual-lib.com>

<http://www.404manual.com>

<http://www.luxmanual.com>

<http://aubethermostatmanual.com>

Golf course search by state

<http://golfingnear.com>

Email search by domain

<http://emailbydomain.com>

Auto manuals search

<http://auto.somanuals.com>

TV manuals search

<http://tv.somanuals.com>