



# Bluetooth Stereo Headset & Stereo Audio Gateway

User manual, version 1.0



## Copyright

© 2005 GlobalSat Technology Corporation. All rights reserved

The trademarks mentioned in this document are legally registered to their respective companies.

# Table of Content

<b>Introduction .....</b>	<b>3</b>
<b>Features .....</b>	<b>3</b>
<b>Specification .....</b>	<b>5</b>
<b>BTH-820 button function.....</b>	<b>6</b>
<b>LED indicator function.....</b>	<b>6</b>
<b>Turn on and off, pairing and charging the device.....</b>	<b>7</b>
<b>Pairing procedure.....</b>	<b>7</b>
<b>Troubleshooting .....</b>	<b>8</b>

# Introduction

BTH-820 Bluetooth Stereo Headset provides you the CD quality stereo sound. If a call is coming while you are listening to the music, just press any button to receive the call. Meanwhile, the music will stop automatically, and then resume itself after you hang up the phone.

BTA-830 Bluetooth Stereo Audio Gateway enables your audio device to have the ability of wireless Bluetooth transmission. It can transmit crystal clear digital sound to any compatible Bluetooth audio receiver up to 10 meters away. Just plug the BTA-830 into the headphone jack of your audio device (iPod, PDA, MP3 player, CD player, mobile phone, or PC), the audio music will be sent out from BTA-830 by the wireless Bluetooth signal. Then you can use a Bluetooth headset (receiver) to listen to the music.

## Features

BTH-820		BTA-830
<ul style="list-style-type: none"> <li>• Bluetooth Stereo Headset</li> <li>• Light weight and handy design.</li> <li>• Press any button to receive a call.</li> <li>• In the headset mode, you can adjust the volume and refuse to answer a call.</li> <li>• You can answer the call while listening to the music, and the music will resume automatically after you hang up the phone.</li> <li>• Built-in Hold key and microphone.</li> </ul>		<ul style="list-style-type: none"> <li>• Stereo Audio Gateway</li> <li>• Plug-and-Play</li> <li>• Support standard A2DP profile for consistent and clear stereo sound quality.</li> <li>• Compatible with portable CD player, MP3 player, TV, DVD player and more.</li> <li>• Divert the high quality audio from wired to wireless.</li> <li>• Outstanding performance enables you to enjoy the true digital sound with CD stereo quality.</li> <li>• Fast and simple one-button operation.</li> </ul>
A2DP+AVRCP Profile	A2DP Profile	
<ul style="list-style-type: none"> <li>• You can control the “play”, “pause”, “stop”, “next song” and “previous song” of the Windows Media Player.</li> </ul> <p>Known Supported Device: Globalsat: BTA-806 / BTA-804A</p>	<ul style="list-style-type: none"> <li>• You can control the play/mute, volume up and down of BTH-820.</li> </ul>	
<ul style="list-style-type: none"> <li>• Bluetooth version 1.1 / 1.2 / 2.0 compatible.</li> </ul>		
<ul style="list-style-type: none"> <li>• Operation range up to 10 meters. (Open Space)</li> </ul>		
<ul style="list-style-type: none"> <li>• Stand-by time up to 100 hours</li> </ul>		
<ul style="list-style-type: none"> <li>• Embedded rechargeable Li-polymer battery</li> </ul>		
<ul style="list-style-type: none"> <li>• LED indicator for low power and charging.</li> </ul>		


## BTA-830



Power button

USB power connector

## BTH-820



Earphone jack

Built-in Microphone

Power button










USB power connector

Hold key

# Specification

Model Name	BTH-820	BTA-830
Product Description	Bluetooth Stereo Headset	Stereo Audio Gateway
Color	Blue / Orange	Blue / Orange
Certification	FCC, CE, BQB	FCC, CE
Bluetooth Version	Bluetooth v1.2 Specification	
RF Output Power	Class 2	
Frequency	Band 2.4GHz ~ 2.4835GHz unlicensed ISM band	
Spread Spectrum	FHSS (Frequency Hopping Spread Spectrum)	
Operating Range	10 meters (32 feet)	
Sensitivity	-80dBm @0.1%BER	
Bluetooth Profile	Headset,Handsfree,A2DP,AVRCP	A2DP
Stereo Audio Specification	CD-Quality, 44.1, 48KHz 16-bit Stereo Audio Codec	
Standby Time	Up to 100 hours	Up to 100 hours
Play Time	Up to 5 hours	Up to 5.5 hours
Charging Time	2 ~ 3 hours	2 ~ 3 hours
Talking Time	Up to 6.5 hours	--
Audio input	Bluetooth signal	3.5 mm stereo plug
Audio Output	3.5 mm stereo jack	Bluetooth signal
LED Indicator	2 LEDs : (Blue and red)	2 LEDs : (Green and red) or (Blue and red)
Battery	Rechargeable Li-Polymer battery	
Operation Temperature	-10 ~ 55 °C	
Storage Temperature	-20 ~ 60 °C	
Humidity	10% ~ 90% non-condensing	
Dimensions	63.5x28.5x18.5mm(L x W x T), Including back clip	54.5x54.5x17.5mm(L x W x T)
Weight	<b>19 g</b>	<b>29 g</b>
Microphone	Embedded microphone, (To avoid the noise interference, please put the microphone within 30 cm from your mouth while talking.)	--

## BTH-820 button function

Button	Incoming call is ringing	While on the phone	While playing the music with Bluetooth Dongle (AVRCP, A2DP profile).	While playing the music with BTA-830 (A2DP profile)
	Answer	Transfer to cell phone	Play / Pause	Play / Mute
	Refuse the call	Hang up	Stop	Mute
	Answer	Volume up	Volume up	Volume up
	Answer	Volume down	Volume down	Volume down
	Answer	N/A	Next	N/A
	Answer	N/A	Previous	N/A
	Lock the buttons	Lock the buttons	Lock the buttons	Lock the buttons
Remark 1	--	To avoid the noise interference, please put the microphone within 30 cm from your mouth while talking.	Remote control (AVRCP) is supported under "Microsoft Window Media Player".	--
Remark 2	<ul style="list-style-type: none"> <li>When disconnected, you can connect to the previous paired cell phone by pressing the play key on BTH-820. You can disconnect them by pressing and holding the stop key for 2 seconds.</li> <li>If BTH-820 is connected only with a cell phone, you can perform the redial function by pressing and holding  or  for 2 seconds. You can initiate voice dialing by pressing and holding the play key for 2 seconds.</li> </ul>			

## LED indicator function

Status	BTH-820	BTA-830
Standby	Blue LED flash once	Green(or Blue) LED flash once
Connecting	Blue LED flash twice	Green(or Blue) LED flash twice
Transferring	Blue LED flash four times	Green(or Blue) LED flash four times
Pairing	Blue and red LED flash quickly by turns	Green(or Blue) and red LED flash quickly by turns
Low battery	Red LED is on	Red LED is on

## Turn on and off, pairing and charging the device

	BTH-820	BTA-830
<b>Turn on :</b>	Press the power button for 2 seconds until the blue LED is on.	Press the power button for 2 seconds until the green(or blue) LED is on.
<b>Turn off :</b>	Press the power button for 4 seconds until the red LED is on.	Press the power button for 2 seconds until the red LED is on.
<b>Pairing :</b>	While in the off mode, press the power button for 6 seconds · the 2-color LEDs will flash quickly by turns and it will search other device for pairing.	
<b>Charging :</b>	Connect one end of the charging line to the USB socket of BTH-820 or BTA-830, and the other end to the USB socket of PC or power adapter. The red LED will be on when charging and will be off when battery is full. BTH-820 and BTA-830 will turn off itself when it is in the charging mode.	

## Pairing procedure

To pair	Procedure	Pairing password
<b>BTH-820</b> with <b>BTA-830</b>	Press the power button for 6 seconds, the 2-color LEDs will flash alternately and they will search each other for pairing. If pairing is completed, LED will flash four times in every 2 seconds.	--
<b>BTA-830</b> with another Bluetooth headset	Set the BTA-830 and your Bluetooth headset to pairing mode, these two devices will start to pair automatically. If pairing is completed, LED will flash four times in every 2 seconds.	--
<b>BTH-820</b> with a Bluetooth cell phone	Set the BTH-820 into pairing mode. In your cell phone, enter the Bluetooth menu and select "search device" option. When your cell phone finds the BTH-820, select it to pair. If pairing is completed, red LED will be off, and only blue LED will flash, then you can connect your cell phone to BTH-820.	<b>0000</b>
<b>BTH-820</b> with a PC	Set the BTH-820 into pairing mode. Start the Bluetooth software(for example IVT BlueSoleil 1.6.2 or Widcomm) on your PC and select "search device". After pairing is completed, you will be able to connect BTH-820 and listen to all the music from PC.	<b>0000</b>

# Troubleshooting

- Check the battery power.
- Make sure the devices are turned on.
- Make sure the devices have been paired.
- Make sure the devices are within the 10 meters range.
- Check the volume.
- Check if the audio resource is correctly input.
- Pair the devices over again.
- **Can not connect with cell phone** : Delete the BTH-820 device in your cell phone, re-start it and do the pairing again.
- **Can not turn on the device** : Do a **Reset**. Plug in the charging line to the device to enable the electric power passing by and then unplug it. That will perform the "Reset".
- If BTH-820 works with Bluetooth USB dongle which uses *IVT BlueSoleil version 1.6.2 or above, TOSHIBA version 3.03.10 or above*, it will support **A2DP, AVRCP, HEADSET** profiles.
- If BTH-820 works with Bluetooth USB dongle which uses *BROADCOM, WIDCOMM version 4.0.1.700 or above*, it will support **A2DP, AVRCP** profiles.



## Free Manuals Download Website

<http://myh66.com>

<http://usermanuals.us>

<http://www.somanuals.com>

<http://www.4manuals.cc>

<http://www.manual-lib.com>

<http://www.404manual.com>

<http://www.luxmanual.com>

<http://aubethermostatmanual.com>

Golf course search by state

<http://golfingnear.com>

Email search by domain

<http://emailbydomain.com>

Auto manuals search

<http://auto.somanuals.com>

TV manuals search

<http://tv.somanuals.com>