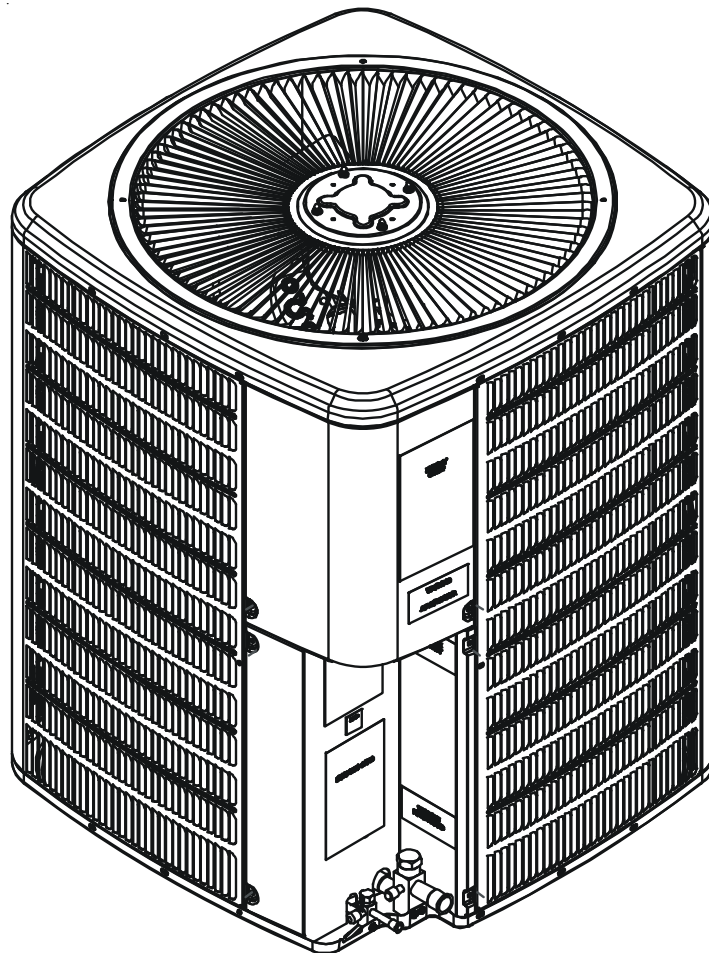


Goodman[®]

TECHNICAL MANUAL

GSZ/VSZ 13 SEER Split System Heat Pumps

- Refer to Service Manual RS6200006 for installation, operation, and troubleshooting information.
- All safety information must be followed as provided in the Service Manual.
- Refer to the appropriate Parts Catalog for part number information.
- Models listed on page 3.



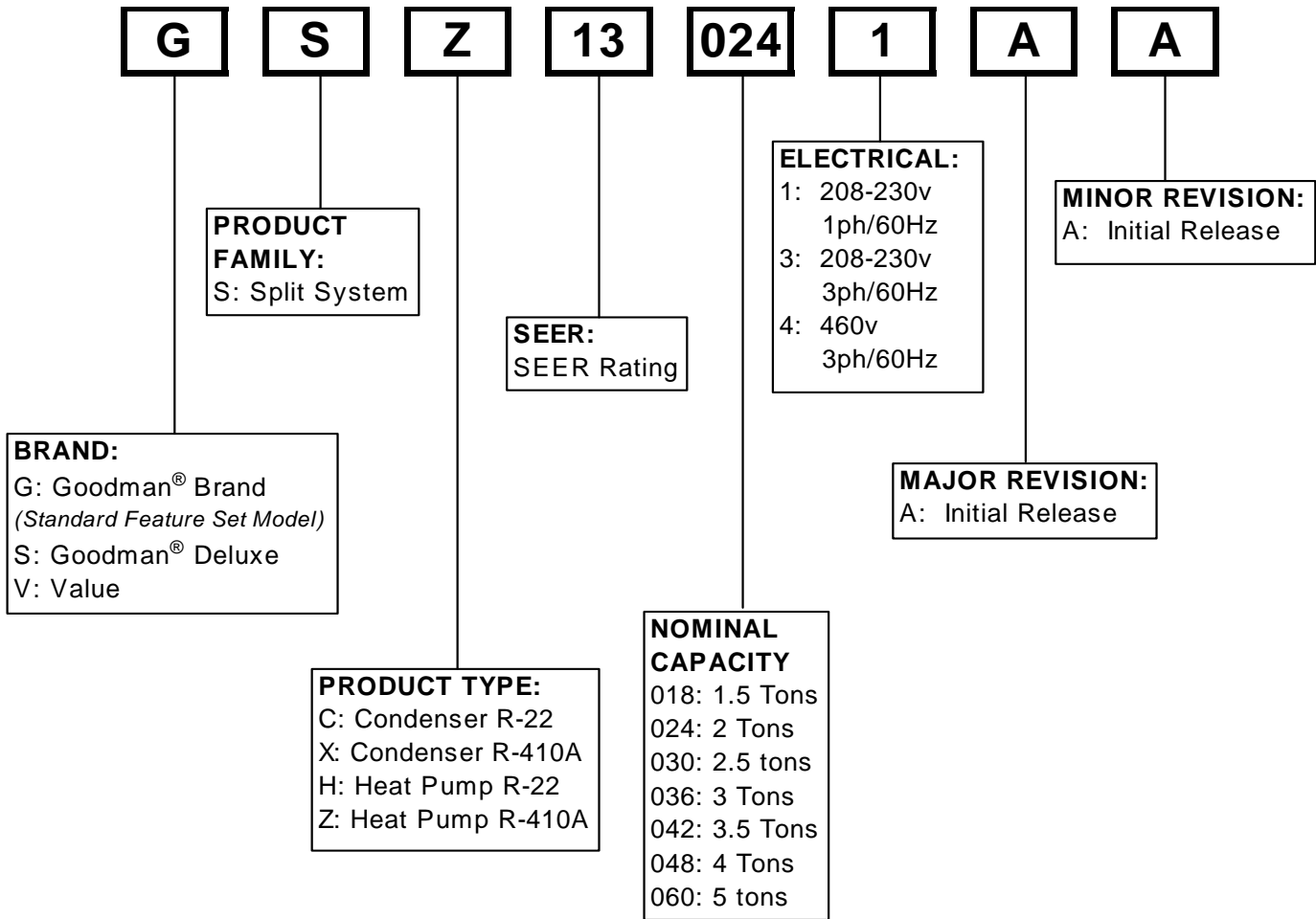
This manual is to be used by qualified, professionally trained HVAC technicians only. Goodman does not assume any responsibility for property damage or personal injury due to improper service procedures or services performed by an unqualified person.

RT6212006 Rev. 5
August 2010

Copyright © 2007-2010 Goodman Manufacturing Company, L.P.

PRODUCT IDENTIFICATION

The model number is used for positive identification of component parts used in manufacturing. Please use this number when requesting service or parts information.



WARNING

HIGH VOLTAGE!

Disconnect ALL power before servicing or installing this unit. Multiple power sources may be present. Failure to do so may cause property damage, personal injury or death.

WARNING

Goodman will not be responsible for any injury or property damage arising from improper service or service procedures. If you install or perform service on this unit, you assume responsibility for any personal injury or property damage which may result. Many jurisdictions require a license to install or service heating and air conditioning equipment.

WARNING

Installation and repair of this unit should be performed ONLY by individuals meeting the requirements of an "entry level technician", at a minimum, as specified by the Air-Conditioning, Heating, and Refrigeration Institute (AHRI). Attempting to install or repair this unit without such background may result in product damage, personal injury or death.

PRODUCT IDENTIFICATION

The model number is used for positive identification of component parts used in manufacturing. Please use this number when requesting service or parts information.

GSZ130181A*	VSZ130181A*
GSZ130241A*	VSZ130241A*
GSZ130301A*	VSZ130301A*
GSZ130361A*	VSZ130361A*
GSZ130421A*	VSZ130421A*
GSZ130481A*	VSZ130481A*
GSZ130601A*	VSZ130601A*
GSZ130241B*	VSZ130241B*
GSZ130361B*	VSZ130361B*
GSZ130363A*	
GSZ130483A*	
GSZ130484A*	
GSZ130603A*	
GSZ130604A*	

** Indicates minor revision & is not used for order entry or inventory management*



The United States Environmental Protection Agency ("EPA") has issued various regulations regarding the introduction and disposal of refrigerants introduced into this unit. Failure to follow these regulations may harm the environment and can lead to the imposition of substantial fines. These regulations may vary by jurisdiction. Should questions arise, contact your local EPA office.



Do not connect or use any device that is not design certified by Goodman for use with this unit. Serious property damage, personal injury, reduced unit performance and/or hazardous conditions may result from the use of such non-approved devices.



To prevent the risk of property damage, personal injury, or death, do not store combustible materials or use gasoline or other flammable liquids or vapors in the vicinity of this appliance.

PRODUCT DESIGN

GSZ/VSZ13 models are available in 1 1/2 through 5 ton sizes and use R-410A refrigerant. They are designed for 208/230 volt single phase applications.

Select GSZ13 models are available in 208/230 and 460 volt 3-phase applications. These models use R-410A refrigerant.

The condenser air is pulled through the condenser coil by a direct drive propeller fan. This condenser air is then discharged out of the top of the cabinet.

These units are designed for free air discharge, so no additional resistance like duct work shall be attached.

The suction and liquid line connections on present models are of the sweat type for field piping with refrigerant type copper. Front seating valves are factory installed to accept the field run copper. The total refrigerant charge for a normal installation is factory installed in the condensing unit. GSZ units are charged for the matching evaporator coil and a 15 foot refrigerant line set.

Systems should be properly sized by heat gain and loss calculations made according to methods of the Air Conditioning Contractors Association (ACCA) or equivalent. It is the contractors responsibility to ensure the system has adequate capacity to heat or cool the conditioned space.

GSZ/VSZ models use high-efficiency Copeland® scroll "Ultratech" compressors which are specifically designed for R-410A refrigerant. There are a number of design characteristics which are different from the scroll compared to the traditional reciprocating compressor.

"Ultratech" Series scroll compressors with Copeland® ComfortAlert diagnostics will not have a discharge thermostat. Some of the early model scroll compressors required discharge thermostats.

Due to their design Scroll compressors are inherently more tolerant of small quantities of liquid refrigerant.

NOTE: Even though the compressor section of a Scroll compressor is more tolerant of liquid refrigerant, continued floodback or flooded start conditions may wash oil from the bearing surfaces causing premature bearing failure.

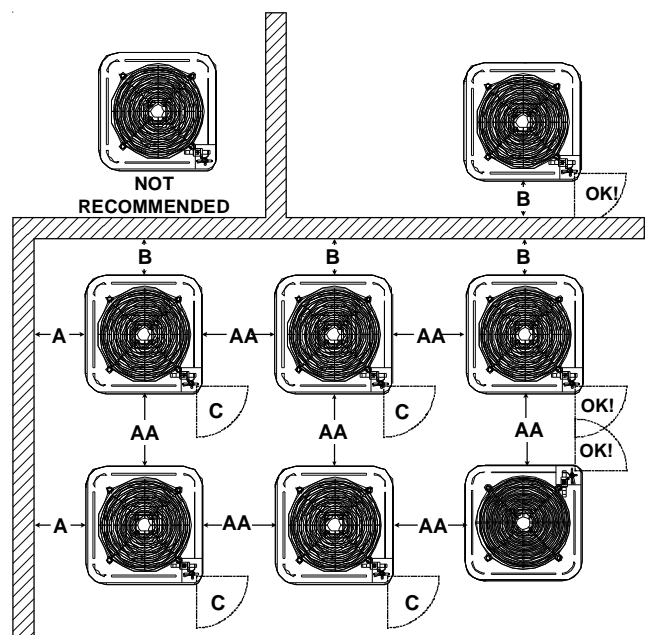
"Ultratech" Series scroll compressors use "POE" or polyolester oil which is **NOT** compatible with mineral oil based lubricants like 3GS. "POE" oil must be used if additional oil is required.

NOTE: This unit cannot be completely enclosed. At least one side must be unrestricted.

These clearances will help avoid air recirculation. If installing two or more units at the same location, allow at least 24 inches between units. If only one side is restricted (for example, against the outside wall of a house), the unit may be placed as close as 8" to that one wall.

DO NOT locate the unit:

- * Directly under a vent termination for a gas appliance.
- * Within 3 feet of a clothes drier vent
- * Where the refreezing of defrost water would create a hazard
- * Where water may rise into the unit.



Minimum Airflow Clearance				
Model Type	A	B	C	AA
Residential	10"	10"	18"	20"
Light Commercial	12"	12"	18"	24"



WARNING

To avoid possible injury, explosion or death, practice safe handling of refrigerants.

Operating pressures and amp draws may differ from standard reciprocating and/or scroll compressors. This information may be found in the "Cooling Performance Data" section.

This unit is for outdoor installation only. Refer to minimum figure for clearances from the sides of the unit to full walls and other objects.

PRODUCT DESIGN

Product Dimensions

Model	Dimensions - W x D x H
G/VSZ130181A*	26 x 26 x 32¼
G/VSZ130241A*	26 x 26 x 32¼
G/VSZ130241B*	26 x 26 x 32½
G/VSZ130301A*	26 x 26 x 32¼
G/VSZ130361A* GSZ130363A*	29 x 29 x 38¼
G/VSZ130361B*	29 x 29 x 32½
G/VSZ130421A*	29 x 29 x 38¼
G/VSZ130481A* GSZ130483A* GSZ130484A*	29 x 29 x 34¼
G/VSZ130601A* GZX130603A* GSZ130604A*	35½ x 35½ x 34¼

HEAT PUMP SPECIFICATIONS

G/VSZ130[18-60]1A*

	*SZ130181A	*SZ130241A	*SZ130301A	*SZ130361A	*SZ130421A	*SZ130481A	*SZ130601A
Nominal Capacities							
Cooling Capacity, BTUH	18,000	24,000	30,000	36,000	42,000	48,000	60,000
Heating Capacity, BTUH	17,000	23,000	26,400	34,000	40,500	44,000	58,000
Compressor							
R.L. Amps	9.0	12.8	14.1	16.6	17.9	19.8	26.4
L.R. Amps	48.0	58.3	73.0	79.0	112.0	109.0	134.0
Low Pressure Switch							
Open	22 PSIG	22 PSIG	22 PSIG	22 PSIG	22 PSIG	22 PSIG	22 PSIG
Close	50 PSIG	50 PSIG	50 PSIG	50 PSIG	50 PSIG	50 PSIG	50 PSIG
High Pressure Switch							
Open	610 PSIG	610 PSIG	610 PSIG	610 PSIG	610 PSIG	610 PSIG	610 PSIG
Close	420 PSIG	420 PSIG	420 PSIG	420 PSIG	420 PSIG	420 PSIG	420 PSIG
Condenser Fan Motor							
Horsepower	1/6	1/6	1/6	1/4	1/4	1/4	1/4
F.L. Amps	1.10	1.10	1.10	1.50	1.50	1.50	1.50
Liquid Line, Inches O.D.*	3/8"	3/8"	3/8"	3/8"	3/8"	3/8"	3/8"
Suction Line, Inches O.D.*	3/4"	3/4"	3/4"	3/4"	7/8"	7/8"	7/8"
Refrigerant Charge	122.0	122.0	127.0	171.0	174.0	222.0	245.0
Power Supply							
Minimum Circuit Ampacity ⁽¹⁾	12.3	17.1	18.7	22.3	23.9	26.3	34.5
Maximum Overcurrent Device ⁽²⁾	20	25	30	35	40	45	60
Electrical Conduit Size							
Power Supply (Inches)	1/2 or 3/4	1/2 or 3/4	1/2 or 3/4	1/2 or 3/4	1/2 or 3/4	1/2 or 3/4	1/2 or 3/4
Approximate Shipping Weight	198	198	202	232	235	240	266

* Up to 24' in equivalent line length

⁽¹⁾ Wire size should be determined in accordance with National Electrical Codes; extensive wire runs will require larger wire sizes.

⁽²⁾ Maximum Overcurrent Protection Device: **MUST** use Time Delay Fuse or HACR type Circuit Breaker of the same size as noted.

NOTES:

- Always check the S & R plate for electrical data on the unit being installed.
- Installer will need to supply 7/8" to 1-1/8" adapters for suction line connections (4 & 5 ton units).
- Installer will need to supply 3/4" to 7/8" adapters for suction line connections (3 ton unit).
- Unit is charged with refrigerant for 15' of 3/8" liquid line. System charge must be adjusted per Installation Instructions Final Charge Procedure.
- Installation of these units requires the specified TXV Kit to be installed on the indoor coil. THE SPECIFIED TXV IS DETERMINED BY THE OUTDOOR UNIT, NOT THE INDOOR COIL.

NOTE: This data is provided as a guide, it is important to electrically connect the unit and properly size fuses/circuit breakers and wires in accordance with all national and/or local electrical codes. Use copper wire only.

Unit specifications are subject to change without notice. **ALWAYS** refer to the unit's serial plate for the most up-to-date general and electrical information.

HEAT PUMP SPECIFICATIONS

G/VSZ130[24,36]B*

	*SZ130241B	*SZ130361B
Nominal Capacities		
Cooling Capacity, BTUH	24,000	36,000
Heating Capacity, BTUH	23,000	34,000
Compressor		
R.L. Amps	12.8	16.7
L.R. Amps	58.3	79.0
Low Pressure Switch		
Open	22 PSIG	22 PSIG
Close	50 PSIG	50 PSIG
High Pressure Switch		
Open	610 PSIG	610 PSIG
Close	420 PSIG	420 PSIG
Condenser Fan Motor		
Horsepower	1/6	1/4
F.L. Amps	1.10	1.50
Liquid Line, Inches O.D.*	3/8"	3/8"
Suction Line, Inches O.D.*	3/4"	3/4"
Refrigerant Charge	113.0	131.0
Power Supply	208/230-60-1	208/230-60-1
Minimum Circuit Ampacity ⁽¹⁾	17.1	22.3
Maximum Overcurrent Device ⁽²⁾	25	35
Electrical Conduit Size		
Power Supply (Inches)	1/2 or 3/4	1/2 or 3/4
Approximate Shipping Weight	162	182

⁽¹⁾ Wire size should be determined in accordance with National Electrical Codes; extensive wire runs will require larger wire sizes.

⁽²⁾ Maximum Overcurrent Protection Device: **MUST** use Time Delay Fuse or HACR type Circuit Breaker of the same size as noted.

⁽³⁾ Tested and rated in accordance with AHRI Standard 210/240

NOTES:

- Always check the S & R plate for electrical data on the unit being installed.
- Installer will need to supply 7/8" to 1-1/8" adapters for suction line connections (4 & 5 ton units).
- Installer will need to supply 3/4" to 7/8" adapters for suction line connections (3 ton unit).
- Unit is charged with refrigerant for 15' of 3/8" liquid line. System charge must be adjusted per Installation Instructions Final Charge Procedure.
- Installation of these units requires the specified TXV Kit to be installed on the indoor coil. THE SPECIFIED TXV IS DETERMINED BY THE OUTDOOR UNIT, NOT THE INDOOR COIL.

NOTE: This data is provided as a guide, it is important to electrically connect the unit and properly size fuses/circuit breakers and wires in accordance with all national and/or local electrical codes. Use copper wire only.

Unit specifications are subject to change without notice. **ALWAYS** refer to the unit's serial plate for the most up-to-date general and electrical information.

HEAT PUMP SPECIFICATIONS

GSZ130[36-60][3,4]A*

	GSZ130363A*	GSZ130483A*	GSZ130484A*	GSZ130603A*	GSZ130604A*
Nominal Capacities					
Cooling Capacity, BTUH	36,000	48,000	48,000	60,000	60,000
Heating Capacity, BTUH	34,000	44,000	44,000	58,000	58,000
Decibels	74	76	76	75	75
Compressor					
R.L. Amps	10.4	13.1	6.1	16.0	7.8
L.R. Amps	73.0	83.1	41.0	110.0	52.0
Type	Scroll	Scroll	Scroll	Scroll	Scroll
Condenser Fan Motor					
Horsepower	1/4	1/4	1/4	1/4	1/4
F.L. Amps	1.50	1.50	0.80	1.50	0.80
Refrigerant System					
Liquid Line, Inches O.D.* ³	3/8"	3/8"	3/8"	3/8"	3/8"
Suction Line, Inches O.D.* ³	7/8"	1 1/8"	1 1/8"	1 1/8"	1 1/8"
Liquid Valve Connection, Inches O.D.*	3/8"	3/8"	3/8"	3/8"	3/8"
Suction Valve Connection, Inches O.D.*	3/4"	7/8"	7/8"	7/8"	7/8"
Refrigerant Charge	171.0	222.0	222.0	245.0	245.0
Piston Size	0.068	0.078	0.078	0.088	0.088
Power Supply	208/230-60-3	208/230-60-3	460-60-3	208/230-60-3	460-60-3
Minimum Circuit Ampacity ⁽¹⁾	14.5	17.9	8.4	21.5	10.6
Maximum Overcurrent Device ⁽²⁾	20	30	15	35	15
Min / Max Volts	197 / 253	197 / 253	414 / 506	197 / 253	414 / 506
Electrical Conduit Size					
Power Supply (Inches)	1/2 or 3/4	1/2 or 3/4	1/2 or 3/4	1/2 or 3/4	1/2 or 3/4
Approximate Shipping Weight	232	235	234	262	261

⁽¹⁾ Wire size should be determined in accordance with National Electrical Codes; extensive wire runs will require larger wire sizes.

⁽²⁾ Maximum Overcurrent Protection Device: **MUST** use Time Delay Fuse or HACR type Circuit Breaker of the same size as noted.

⁽³⁾ Tested and rated in accordance with AHRI Standard 210/240

NOTES:

- Always check the S & R plate for electrical data on the unit being installed.
- Installer will need to supply 7/8" to 1-1/8" adapters for suction line connections (4 & 5 ton units).
- Installer will need to supply 3/4" to 7/8" adapters for suction line connections (3 ton unit).
- Unit is charged with refrigerant for 15' of 3/8" liquid line. System charge must be adjusted per Installation Instructions Final Charge Procedure.
- Installation of these units requires the specified TXV Kit to be installed on the indoor coil. THE SPECIFIED TXV IS DETERMINED BY THE OUTDOOR UNIT, NOT THE INDOOR COIL.

NOTE: This data is provided as a guide, it is important to electrically connect the unit and properly size fuses/circuit breakers and wires in accordance with all national and/or local electrical codes. Use copper wire only.

Unit specifications are subject to change without notice. **ALWAYS** refer to the unit's serial plate for the most up-to-date general and electrical information.

COOLING PERFORMANCE DATA

G/VSZ130181A*

MODEL: G/VSZ130181A* / AR*F182416**

EXPANDED PERFORMANCE DATA

COOLING OPERATION

IDB*	Airflow	Outdoor Ambient Temperature															
		65				75				85				95			
		59	63	67	71	59	63	67	71	59	63	67	71	59	63	67	71
70	MBh	17.1	17.7	19.4	-	16.7	17.3	18.9	-	16.3	16.9	18.5	-	15.9	16.4	18.0	-
	S/T	0.74	0.62	0.43	-	0.77	0.64	0.45	-	0.79	0.66	0.46	-	0.82	0.68	0.47	-
	□ T	17	15	11	-	17	15	11	-	17	15	11	-	18	15	12	-
	KW	1.25	1.27	1.31	-	1.34	1.37	1.41	-	1.42	1.45	1.50	-	1.49	1.52	1.57	-
	AMPS	4.5	4.6	4.8	-	4.9	5.0	5.2	-	5.3	5.4	5.6	-	5.7	5.8	6.0	-
	HI PR	225	242	255	-	252	271	287	-	287	309	326	-	327	352	371	-
	LO PR	109	116	126	-	115	122	133	-	119	127	139	-	125	133	146	-
	MBh	16.6	17.2	18.8	-	16.2	16.8	18.4	-	15.8	16.4	17.9	-	15.4	16.0	17.5	-
	S/T	0.71	0.59	0.41	-	0.73	0.61	0.43	-	0.75	0.63	0.44	-	0.78	0.65	0.45	-
	□ T	18	16	12	-	18	16	12	-	18	16	12	-	18	16	12	-
600	KW	1.24	1.26	1.30	-	1.33	1.36	1.40	-	1.41	1.44	1.48	-	1.48	1.51	1.56	-
	AMPS	4.5	4.6	4.7	-	4.8	4.9	5.1	-	5.2	5.4	5.6	-	5.6	5.7	5.9	-
	HI PR	222	239	253	-	250	269	284	-	284	306	323	-	323	348	368	-
	LO PR	108	114	125	-	114	121	132	-	118	126	137	-	124	132	144	-
	MBh	15.3	15.8	17.4	-	14.9	15.5	16.9	-	14.6	15.1	16.5	-	14.2	14.7	16.1	-
	S/T	0.68	0.57	0.40	-	0.71	0.59	0.41	-	0.73	0.61	0.42	-	0.75	0.63	0.43	-
	□ T	18	16	12	-	19	16	12	-	19	16	12	-	19	16	12	-
	KW	1.21	1.23	1.27	-	1.30	1.32	1.36	-	1.38	1.40	1.45	-	1.44	1.47	1.52	-
	AMPS	4.3	4.5	4.6	-	4.7	4.8	5.0	-	5.1	5.2	5.4	-	5.5	5.6	5.8	-
	HI PR	216	232	245	-	242	261	275	-	275	296	313	-	314	338	356	-
LO PR	104	111	121	-	110	117	128	-	115	122	133	-	120	128	140	-	

IDB*	Airflow	Outdoor Ambient Temperature															
		65				75				85				95			
		59	63	67	71	59	63	67	71	59	63	67	71	59	63	67	71
75	MBh	17.34	17.85	19.32	20.74	16.94	17.44	18.87	20.26	16.53	17.02	18.43	19.78	16.13	16.61	17.98	19.29
	S/T	0.84	0.76	0.57	0.37	0.88	0.78	0.59	0.38	0.90	0.80	0.61	0.39	0.93	0.83	0.63	0.40
	□ T	20	18	15	10	20	19	15	11	20	19	15	11	20	19	15	10
	KW	1.26	1.28	1.32	1.36	1.35	1.38	1.42	1.46	1.43	1.46	1.51	1.56	1.50	1.54	1.58	1.64
	AMPS	4.6	4.7	4.8	5.0	4.9	5.0	5.2	5.4	5.3	5.5	5.7	5.9	5.7	5.9	6.0	6.3
	HI PR	227	244	258	269	255	274	289	302	290	312	329	343	330	355	375	391
	LO PR	110	117	127	136	116	123	135	143	120	128	140	149	127	135	147	157
	MBh	16.8	17.3	18.8	20.1	16.4	16.9	18.3	19.7	16.1	16.5	17.9	19.2	15.7	16.1	17.5	18.7
	S/T	0.81	0.72	0.55	0.35	0.84	0.75	0.57	0.36	0.86	0.77	0.58	0.37	0.88	0.79	0.60	0.38
	□ T	21	19	16	11	21	19	16	11	21	19	16	11	21	19	16	11
600	KW	1.25	1.27	1.31	1.35	1.34	1.37	1.41	1.45	1.42	1.45	1.50	1.54	1.49	1.52	1.57	1.62
	AMPS	4.5	4.6	4.8	4.9	4.9	5.0	5.2	5.3	5.3	5.4	5.6	5.8	5.7	5.8	6.0	6.2
	HI PR	225	242	255	266	252	271	287	299	287	309	326	340	327	352	371	387
	LO PR	109	116	126	134	115	122	133	142	119	127	139	148	125	133	146	155
	MBh	15.5	16.0	17.3	18.6	15.2	15.6	16.9	18.2	14.8	15.3	16.5	17.7	14.5	14.88	16.1	17.3
	S/T	0.78	0.69	0.53	0.34	0.81	0.72	0.55	0.35	0.83	0.74	0.56	0.36	0.85	0.76	0.58	0.37
	□ T	21	19	16	11	21	20	16	11	21	20	16	11	22	20	16	11
	KW	1.22	1.24	1.28	1.32	1.31	1.33	1.38	1.42	1.39	1.42	1.46	1.51	1.46	1.49	1.53	1.58
	AMPS	4.4	4.5	4.6	4.8	4.7	4.9	5.0	5.2	5.2	5.3	5.5	5.7	5.5	5.6	5.8	6.0
	HI PR	218	235	248	258	245	263	278	290	278	299	316	330	317	341	360	376
LO PR	105	112	122	130	111	118	129	138	116	123	134	143	122	129	141	150	

Shaded area is ACCA (TVA) conditions
 High and low pressures are measured at the liquid and suction service valves.
 IDB: Entering Indoor Dry Bulb Temperature
 KW=Total system power
 AMP=outdoor unit amps (comp.+fan)

COOLING PERFORMANCE DATA

G/VSZ130181A*

MODEL: G/VSZ130181A* / AR*F182416**

EXPANDED PERFORMANCE DATA

COOLING OPERATION

IDB*	Airflow	Outdoor Ambient Temperature																								
		65				75				85				95				105				115				
		59	63	67	71	59	63	67	71	59	63	67	71	59	63	67	71	59	63	67	71	59	63	67	71	
80	MBh	17.6	18.0	19.3	20.6	17.2	17.6	18.8	20.1	16.8	17.2	18.4	19.6	16.4	16.8	17.9	19.2	15.6	15.9	17.0	18.2	14.4	14.8	15.8	16.9	
	S/T	0.93	0.87	0.71	0.53	0.96	0.90	0.73	0.55	1.00	0.92	0.75	0.56	1.00	0.95	0.78	0.58	1.00	1.00	0.81	0.60	1.00	1.00	0.81	0.61	
	DT	22	21	19	15	23	22	19	15	23	22	19	15	22	22	19	15	21	22	19	15	20	20	17	14	
	KW	1.27	1.29	1.33	1.37	1.36	1.39	1.43	1.48	1.44	1.47	1.52	1.57	1.52	1.55	1.60	1.65	1.58	1.61	1.66	1.72	1.63	1.67	1.72	1.78	
	AMPS	4.6	4.7	4.9	5.0	5.0	5.1	5.3	5.4	5.4	5.5	5.7	5.9	5.8	5.9	6.1	6.3	6.1	6.3	6.5	6.8	6.5	6.7	6.9	7.2	
	HI PR	229	247	261	272	257	277	292	305	293	315	333	347	333	359	379	395	375	404	426	444	414	446	471	491	
	LO PR	111	118	129	137	117	125	136	145	122	129	141	151	128	136	148	158	134	143	156	166	139	147	161	171	
	MBh	17.1	17.5	18.7	20.0	16.7	17.1	18.3	19.5	16.3	16.7	17.8	19.1	15.9	16.3	17.4	18.6	15.1	15.5	16.5	17.7	14.0	14.3	15.3	16.4	
	S/T	0.88	0.83	0.67	0.50	0.92	0.86	0.70	0.52	0.94	0.88	0.72	0.54	0.97	0.91	0.74	0.55	1.00	0.94	0.77	0.57	1.00	0.95	0.77	0.58	
	DT	23	22	19	15	23	23	20	16	24	23	20	16	24	23	20	16	23	22	19	16	21	21	18	15	
KW	1.26	1.28	1.32	1.36	1.35	1.38	1.42	1.46	1.43	1.46	1.51	1.56	1.50	1.54	1.59	1.64	1.57	1.60	1.65	1.70	1.62	1.65	1.71	1.76		
AMPS	4.6	4.7	4.8	5.0	4.9	5.0	5.2	5.4	5.3	5.5	5.7	5.9	5.7	5.9	6.1	6.3	6.1	6.2	6.4	6.7	6.4	6.6	6.8	7.1		
HI PR	227	244	258	269	255	274	290	302	290	312	329	343	330	355	375	391	371	400	422	440	410	441	466	486		
LO PR	110	117	127	136	116	123	135	143	120	128	140	149	127	135	147	157	133	141	154	164	137	146	159	170		
525	MBh	15.8	16.2	17.3	18.5	15.4	15.8	16.9	18.0	15.1	15.4	16.5	17.6	14.7	15.0	16.1	17.2	14.0	14.3	15.3	16.3	12.9	13.2	14.1	15.1	
	S/T	0.85	0.80	0.65	0.49	0.88	0.83	0.67	0.50	0.91	0.85	0.69	0.52	0.93	0.88	0.71	0.53	0.97	0.91	0.74	0.55	0.98	0.92	0.75	0.56	
	DT	24	23	20	16	24	23	20	16	24	23	20	16	24	23	20	16	24	23	20	16	22	21	18	15	
	KW	1.23	1.25	1.29	1.33	1.32	1.34	1.39	1.43	1.40	1.43	1.47	1.52	1.47	1.50	1.55	1.60	1.53	1.56	1.61	1.66	1.58	1.61	1.67	1.72	
	AMPS	4.4	4.5	4.7	4.9	4.8	4.9	5.1	5.3	5.2	5.3	5.5	5.7	5.6	5.7	5.9	6.1	5.9	6.1	6.3	6.5	6.3	6.4	6.6	6.9	
	HI PR	220	237	250	261	247	266	281	293	281	302	319	333	320	344	364	379	360	388	409	427	398	428	452	472	
	LO PR	106	113	124	132	112	120	131	139	117	124	136	145	123	131	143	152	129	137	149	159	133	142	155	165	
	675	MBh	18.0	18.3	19.2	20.5	17.5	17.9	18.7	20.0	17.1	17.5	18.3	19.5	16.7	17.0	17.8	19.0	15.9	16.2	16.9	18.1	14.7	15.0	15.7	16.7
		S/T	0.97	0.94	0.85	0.69	1.00	0.97	0.88	0.71	1.00	1.00	0.90	0.73	1.00	1.00	0.93	0.75	1.00	1.00	0.96	0.78	1.00	1.00	0.97	0.79
		DT	24	23	22	19	24	24	22	19	23	24	22	19	23	23	23	20	22	22	22	19	20	20	21	18
KW		1.28	1.30	1.34	1.38	1.37	1.40	1.44	1.49	1.45	1.49	1.53	1.58	1.53	1.56	1.61	1.66	1.59	1.63	1.68	1.73	1.65	1.68	1.74	1.79	
AMPS		4.6	4.7	4.9	5.1	5.0	5.1	5.3	5.5	5.4	5.6	5.8	6.0	5.8	6.0	6.2	6.4	6.2	6.3	6.6	6.8	6.6	6.7	7.0	7.2	
HI PR		232	249	263	275	260	280	295	308	296	318	336	350	337	362	383	399	379	408	430	449	418	450	475	496	
LO PR		112	119	130	138	118	126	137	146	123	131	143	152	129	137	150	160	135	144	157	167	140	149	163	173	
MBh		17.4	17.8	18.6	19.9	17.0	17.4	18.2	19.4	16.6	16.9	17.7	18.9	16.2	16.5	17.3	18.5	15.4	15.7	16.4	17.5	14.3	14.5	15.2	16.3	
S/T		0.93	0.89	0.81	0.65	0.96	0.93	0.84	0.68	0.98	0.95	0.86	0.70	1.00	0.98	0.89	0.72	1.00	1.00	0.92	0.75	1.00	1.00	0.93	0.75	
DT		25	24	23	20	25	25	23	20	25	25	23	20	25	25	23	20	24	24	23	20	22	22	22	19	
KW	1.27	1.29	1.33	1.37	1.36	1.39	1.43	1.48	1.44	1.47	1.52	1.57	1.52	1.55	1.60	1.65	1.58	1.61	1.66	1.72	1.63	1.67	1.72	1.78		
AMPS	4.6	4.7	4.9	5.0	5.0	5.1	5.3	5.4	5.4	5.5	5.7	5.9	5.8	5.9	6.1	6.3	6.1	6.3	6.5	6.8	6.5	6.7	6.9	7.2		
HI PR	229	247	261	272	257	277	292	305	293	315	333	347	333	359	379	395	375	404	426	444	414	446	471	491		
LO PR	111	118	129	137	117	125	136	145	122	129	141	151	128	136	148	158	134	143	156	166	139	147	161	171		
85	MBh	16.1	16.4	17.2	18.3	15.7	16.0	16.8	17.9	15.3	15.6	16.4	17.5	15.0	15.3	16.0	17.0	14.2	14.5	15.2	16.2	13.2	13.4	14.1	15.0	
	S/T	0.89	0.86	0.78	0.63	0.93	0.89	0.81	0.65	0.95	0.92	0.83	0.67	0.98	0.95	0.85	0.69	1.00	0.98	0.89	0.72	1.00	0.99	0.89	0.72	
	DT	25	25	23	20	25	25	24	21	26	25	24	21	26	25	24	21	25	25	24	20	23	23	22	19	
	KW	1.24	1.26	1.30	1.34	1.33	1.36	1.40	1.44	1.41	1.44	1.48	1.53	1.48	1.51	1.56	1.61	1.54	1.57	1.62	1.68	1.59	1.63	1.68	1.73	
	AMPS	4.5	4.6	4.7	4.9	4.8	4.9	5.1	5.3	5.2	5.4	5.6	5.8	5.6	5.7	5.9	6.2	6.0	6.1	6.3	6.6	6.3	6.5	6.7	7.0	
	HI PR	222	239	253	264	250	269	284	296	284	305	323	336	323	348	367	383	364	391	413	431	402	432	457	476	
	LO PR	108	114	125	133	114	121	132	140	118	126	137	146	124	132	144	153	130	138	151	161	134	143	156	166	

Shaded area is AHRI Rating Conditions
 High and low pressures are measured at the liquid and suction service valves.
 IDB: Entering Indoor Dry Bulb Temperature
 KW= Total system power
 AMPS= outdoor unit amps (comp.+fan)

COOLING PERFORMANCE DATA

G/VSZ130241A*

MODEL: G/VSZ130241A* / AR*F182416**

EXPANDED PERFORMANCE DATA

COOLING OPERATION

		Outdoor Ambient Temperature																							
		65				75				85				95				105				115			
IDB*	Airflow	59	63	67	71	59	63	67	71	59	63	67	71	59	63	67	71	59	63	67	71	59	63	67	71
70	MBh	22.5	23.4	25.6	-	22.0	22.8	25.0	-	21.5	22.3	24.4	-	21.0	21.7	23.8	-	19.9	20.6	22.6	-	18.4	19.1	21.0	-
	S/T	0.74	0.62	0.43	-	0.77	0.64	0.45	-	0.79	0.66	0.46	-	0.81	0.68	0.47	-	0.85	0.71	0.49	-	0.85	0.71	0.49	-
	DT	17	14	11	-	17	15	11	-	17	15	11	-	17	15	11	-	17	15	11	-	16	14	10	-
	KW	1.63	1.66	1.71	-	1.75	1.79	1.84	-	1.86	1.90	1.96	-	1.95	2.00	2.06	-	2.04	2.08	2.15	-	2.11	2.15	2.22	-
	AMPS	6.1	6.2	6.4	-	6.6	6.8	7.0	-	7.2	7.3	7.6	-	7.7	7.9	8.1	-	8.2	8.4	8.7	-	8.7	8.9	9.2	-
	HI PR	227	244	257	-	254	274	289	-	289	311	328	-	329	354	374	-	370	399	421	-	409	440	465	-
	LO PR	104	111	121	-	110	117	128	-	114	122	133	-	120	128	140	-	126	134	146	-	130	139	151	-
	MBh	21.9	22.7	24.8	-	21.4	22.2	24.3	-	20.9	21.6	23.7	-	20.4	21.1	23.1	-	19.3	20.0	22.0	-	17.9	18.6	20.3	-
	S/T	0.71	0.59	0.41	-	0.73	0.61	0.42	-	0.75	0.63	0.44	-	0.78	0.65	0.45	-	0.81	0.67	0.47	-	0.81	0.68	0.47	-
	DT	17	15	11	-	18	15	12	-	18	15	12	-	18	15	12	-	17	15	11	-	16	14	11	-
KW	1.61	1.65	1.70	-	1.74	1.77	1.83	-	1.84	1.88	1.94	-	1.94	1.98	2.05	-	2.02	2.06	2.13	-	2.09	2.14	2.21	-	
AMPS	6.0	6.2	6.4	-	6.5	6.7	6.9	-	7.1	7.3	7.5	-	7.6	7.8	8.0	-	8.1	8.3	8.6	-	8.6	8.8	9.1	-	
HI PR	224	241	255	-	252	271	286	-	286	308	325	-	326	351	370	-	367	395	417	-	405	436	460	-	
LO PR	103	110	120	-	109	116	127	-	113	120	132	-	119	127	138	-	125	133	145	-	129	137	150	-	
MBh	20.2	20.9	22.9	-	19.7	20.4	22.4	-	19.3	20.0	21.9	-	18.8	19.5	21.3	-	17.8	18.5	20.3	-	16.5	17.1	18.8	-	
S/T	0.68	0.57	0.40	-	0.71	0.59	0.41	-	0.73	0.61	0.42	-	0.75	0.63	0.43	-	0.78	0.65	0.45	-	0.78	0.65	0.45	-	
DT	18	15	12	-	18	15	12	-	18	15	12	-	18	16	12	-	18	15	12	-	17	14	11	-	
KW	1.58	1.61	1.66	-	1.70	1.73	1.79	-	1.80	1.84	1.90	-	1.89	1.93	1.99	-	1.97	2.01	2.08	-	2.04	2.08	2.15	-	
AMPS	5.9	6.0	6.2	-	6.4	6.5	6.7	-	6.9	7.1	7.3	-	7.4	7.6	7.8	-	7.9	8.1	8.3	-	8.3	8.5	8.8	-	
HI PR	218	234	247	-	244	263	277	-	278	299	315	-	316	340	359	-	356	383	404	-	393	423	447	-	
LO PR	100	106	116	-	106	112	123	-	110	117	128	-	115	123	134	-	121	129	140	-	125	133	145	-	
75	MBh	22.9	23.6	25.5	27.4	22.4	23.0	24.9	26.8	21.9	22.5	24.4	26.1	21.3	22.0	23.8	25.5	20.3	20.9	22.6	24.2	18.8	19.3	20.9	22.4
	S/T	0.84	0.75	0.57	0.37	0.87	0.78	0.59	0.38	0.90	0.80	0.61	0.39	0.93	0.83	0.63	0.40	0.96	0.86	0.65	0.42	0.97	0.87	0.66	0.42
	DT	19	18	15	10	20	18	15	10	20	18	15	10	20	18	15	10	19	18	15	10	18	17	14	9
	KW	1.64	1.67	1.73	1.78	1.76	1.80	1.86	1.92	1.87	1.91	1.98	2.04	1.97	2.01	2.08	2.15	2.05	2.10	2.17	2.24	2.12	2.17	2.24	2.32
	AMPS	6.2	6.3	6.5	6.8	6.7	6.8	7.0	7.3	7.2	7.4	7.7	8.0	7.7	7.9	8.2	8.5	8.2	8.4	8.7	9.1	8.7	9.0	9.3	9.6
	HI PR	229	246	260	271	257	276	292	304	292	314	332	346	333	358	378	394	374	403	425	443	413	445	470	490
	LO PR	105	112	122	130	111	118	129	138	116	123	134	143	121	129	141	150	127	135	148	157	132	140	153	163
	MBh	22.3	22.9	24.8	26.6	21.7	22.4	24.2	26.0	21.2	21.8	23.6	25.4	20.7	21.3	23.1	24.8	19.7	20.2	21.9	23.5	18.2	18.8	20.3	21.8
	S/T	0.80	0.72	0.54	0.35	0.83	0.75	0.56	0.36	0.86	0.77	0.58	0.37	0.88	0.79	0.60	0.38	0.92	0.82	0.62	0.40	0.92	0.83	0.63	0.40
	DT	20	18	15	10	20	19	15	11	20	19	15	11	20	19	15	11	20	19	15	11	19	17	14	10
KW	1.63	1.66	1.71	1.77	1.75	1.79	1.84	1.90	1.86	1.90	1.96	2.02	1.96	2.00	2.06	2.13	2.04	2.08	2.15	2.22	2.11	2.15	2.22	2.30	
AMPS	6.1	6.2	6.4	6.7	6.6	6.8	7.0	7.2	7.2	7.3	7.6	7.9	7.7	7.9	8.1	8.4	8.2	8.4	8.7	9.0	8.7	8.9	9.2	9.5	
HI PR	227	244	257	269	254	274	289	301	289	311	329	343	329	354	374	390	370	399	421	439	409	441	465	485	
LO PR	104	111	121	129	110	117	128	136	114	122	133	142	120	128	140	149	126	134	146	156	130	139	151	161	
MBh	20.5	21.1	22.9	24.6	20.1	20.7	22.4	24.0	19.6	20.2	21.8	23.4	19.1	19.7	21.3	22.9	18.2	18.7	20.2	21.7	16.8	17.3	18.7	20.1	
S/T	0.78	0.69	0.53	0.34	0.80	0.72	0.54	0.35	0.82	0.74	0.56	0.36	0.85	0.76	0.58	0.37	0.88	0.79	0.60	0.38	0.89	0.80	0.60	0.39	
DT	20	19	15	11	21	19	16	11	21	19	16	11	21	19	16	11	21	19	16	11	19	18	14	10	
KW	1.59	1.62	1.67	1.72	1.71	1.74	1.80	1.86	1.81	1.85	1.91	1.97	1.91	1.95	2.01	2.08	1.99	2.03	2.10	2.17	2.05	2.10	2.17	2.24	
AMPS	5.9	6.1	6.3	6.5	6.4	6.6	6.8	7.0	7.0	7.1	7.4	7.7	7.5	7.6	7.9	8.2	7.9	8.1	8.4	8.7	8.4	8.6	8.9	9.3	
HI PR	220	237	250	260	247	265	280	292	280	302	319	332	319	344	363	379	359	387	408	426	397	427	451	471	
LO PR	101	108	117	125	107	114	124	132	111	118	129	137	117	124	135	144	122	130	142	151	126	134	147	156	

Shaded area is A.C.C.A. (TVA) conditions
 High and low pressures are measured at the liquid and suction service valves.
 IDB: Entering Indoor Dry Bulb Temperature
 KW=Total system power
 AMPS=outdoor unit amps (comp.+fan)

COOLING PERFORMANCE DATA

G/VSZ130241A*

EXPANDED PERFORMANCE DATA

COOLING OPERATION

MODEL: G/VSZ130241A* / AR*F182416**

IDB* Airflow	Outdoor Ambient Temperature																																																																																																																																																																																																																																																																																																																																																																																																																																																																																																	
	65						75						85						95						105						115																																																																																																																																																																																																																																																																																																																																																																																																																																																																			
	59	63	67	71	75	79	59	63	67	71	75	79	59	63	67	71	75	79	59	63	67	71	75	79	59	63	67	71	75	79	59	63	67	71	75	79																																																																																																																																																																																																																																																																																																																																																																																																																																																														
80	MBh	23.3	23.8	25.5	27.2	22.8	23.3	24.9	26.6	22.2	22.7	24.3	26.0	21.7	22.2	23.7	25.3	20.6	21.1	22.5	24.1	19.1	19.5	20.8	22.3	0.93	0.87	0.71	0.53	0.96	0.90	0.73	0.55	1.00	0.92	0.75	0.56	1.00	0.95	0.78	0.58	1.00	1.00	0.80	0.60	1.00	1.00	0.81	0.61	1.65	1.69	1.74	1.80	1.78	1.82	1.87	1.94	1.89	1.93	1.99	2.06	1.99	2.03	2.10	2.17	2.07	2.12	2.19	2.26	2.14	2.19	2.26	2.34	6.2	6.4	6.6	6.8	6.7	6.9	7.1	7.4	7.3	7.5	7.7	8.0	7.8	8.0	8.3	8.6	8.3	8.5	8.8	9.2	8.8	9.0	9.4	9.7	231	249	263	274	259	279	295	307	295	317	335	350	336	362	382	398	378	407	430	448	418	449	475	495	106	113	123	131	112	119	130	139	117	124	136	144	123	130	142	152	129	137	149	159	133	141	154	164	22.6	23.1	24.7	26.4	22.1	22.6	24.2	25.8	21.6	22.1	23.6	25.2	21.1	21.5	23.0	24.6	20.0	20.5	21.9	23.4	18.5	18.9	20.2	21.6	0.88	0.83	0.67	0.50	0.91	0.86	0.70	0.52	0.94	0.88	0.72	0.54	0.97	0.91	0.74	0.55	1.00	0.94	0.77	0.57	1.00	0.95	0.77	0.58	2.2	2.1	1.9	1.5	2.3	2.2	1.9	1.5	2.3	2.2	1.9	1.5	2.3	2.2	1.9	1.5	2.2	2.2	1.9	1.5	2.1	2.0	1.8	1.4	1.64	1.67	1.73	1.78	1.76	1.80	1.86	1.92	1.87	1.91	1.98	2.04	1.97	2.01	2.08	2.15	2.05	2.10	2.17	2.24	2.12	2.17	2.24	2.32	6.2	6.3	6.5	6.8	6.7	6.8	7.0	7.3	7.2	7.4	7.7	8.0	7.7	7.9	8.2	8.5	8.2	8.4	8.7	9.1	8.7	9.0	9.3	9.6	229	246	260	271	257	276	292	304	292	314	332	346	333	358	378	394	374	403	425	444	413	445	470	490	105	112	122	130	111	118	129	138	116	123	134	143	121	129	141	150	127	135	148	157	132	140	153	163	20.9	21.4	22.8	24.4	20.4	20.9	22.3	23.8	19.9	20.4	21.8	23.3	19.4	19.9	21.2	22.7	18.5	18.9	20.2	21.6	17.1	17.5	18.7	20.0	0.85	0.80	0.65	0.49	0.88	0.83	0.67	0.50	0.90	0.85	0.69	0.52	0.93	0.88	0.71	0.53	0.97	0.91	0.74	0.55	0.98	0.92	0.75	0.56	2.3	2.2	1.9	1.5	2.3	2.2	1.9	1.5	2.3	2.2	1.9	1.5	2.3	2.2	1.9	1.5	2.3	2.2	1.9	1.5	2.1	2.0	1.8	1.4	1.60	1.63	1.69	1.74	1.72	1.76	1.81	1.87	1.83	1.87	1.93	1.99	1.92	1.96	2.03	2.10	2.00	2.05	2.11	2.18	2.07	2.12	2.19	2.26	6.0	6.1	6.3	6.6	6.5	6.6	6.9	7.1	7.0	7.2	7.5	7.7	7.5	7.7	8.0	8.3	8.0	8.2	8.5	8.8	8.5	8.7	9.0	9.3	222	239	252	263	249	268	283	295	283	305	322	336	323	347	367	382	363	391	412	430	401	432	456	475	102	109	119	126	108	115	125	133	112	119	130	139	118	125	137	146	123	131	143	153	128	136	148	158	
	85	MBh	23.7	24.2	25.3	27.0	23.2	23.6	24.8	26.4	22.6	23.1	24.2	25.8	22.1	22.5	23.6	25.1	21.0	21.4	22.4	23.9	19.4	19.8	20.7	22.1	0.97	0.94	0.84	0.69	1.00	0.97	0.88	0.71	1.00	0.99	0.90	0.73	1.00	1.00	0.93	0.75	1.00	1.00	0.96	0.78	1.00	1.00	0.97	0.79	1.67	1.70	1.75	1.81	1.79	1.83	1.89	1.95	1.90	1.95	2.01	2.08	2.00	2.05	2.11	2.18	2.09	2.13	2.20	2.28	2.16	2.21	2.28	2.36	6.3	6.4	6.6	6.9	6.8	6.9	7.2	7.4	7.4	7.6	7.8	8.1	7.9	8.1	8.4	8.7	8.4	8.6	8.9	9.2	8.9	9.1	9.4	9.8	233	251	265	277	262	282	298	310	298	321	339	353	339	365	386	402	382	411	434	452	422	454	479	500	107	114	125	133	113	121	132	140	118	125	137	146	124	132	144	153	130	138	151	161	134	143	156	166	23.0	23.5	24.6	26.2	22.5	22.9	24.0	25.6	22.0	22.4	23.5	25.0	21.4	21.9	22.9	24.4	20.4	20.8	21.7	23.2	18.9	19.2	20.1	21.5	0.93	0.89	0.81	0.65	0.96	0.93	0.84	0.68	0.98	0.95	0.86	0.69	1.00	0.98	0.88	0.72	1.00	1.00	0.92	0.74	1.00	1.00	0.93	0.75	2.4	2.4	2.2	1.9	2.4	2.4	2.2	1.9	2.4	2.4	2.3	1.9	2.4	2.4	2.3	2.0	2.3	2.3	2.2	1.9	2.1	2.2	2.1	1.8	1.65	1.69	1.74	1.80	1.78	1.82	1.87	1.94	1.89	1.93	1.99	2.06	1.99	2.03	2.10	2.17	2.07	2.12	2.19	2.26	2.14	2.19	2.26	2.34	6.2	6.4	6.6	6.8	6.7	6.9	7.1	7.4	7.3	7.5	7.7	8.0	7.8	8.0	8.3	8.6	8.3	8.5	8.8	9.2	8.8	9.0	9.4	9.7	231	249	263	274	259	279	295	307	295	317	335	350	336	362	382	398	378	407	430	448	418	449	475	495	106	113	123	131	112	119	130	139	117	124	136	144	123	130	142	152	129	137	149	159	133	141	154	164	21.3	21.7	22.7	24.2	20.8	21.2	22.2	23.7	20.3	20.7	21.7	23.1	19.8	20.2	21.1	22.5	18.8	19.2	20.1	21.4	17.4	17.7	18.6	19.8	0.89	0.86	0.78	0.63	0.92	0.89	0.81	0.65	0.95	0.91	0.83	0.67	0.98	0.94	0.85	0.69	1.00	0.98	0.88	0.72	1.00	0.99	0.89	0.72	24.32	24	23	20	25	24	23	20	25	24	23	20	25	24	23	20	24	24	23	20	22	22	21	18	1.61	1.65	1.70	1.75	1.74	1.77	1.83	1.89	1.84	1.88	1.94	2.01	1.94	1.98	2.05	2.11	2.02	2.06	2.13	2.20	2.09	2.14	2.21	2.28	6.0	6.2	6.4	6.6	6.5	6.7	6.9	7.2	7.1	7.3	7.5	7.8	7.6	7.8	8.0	8.4	8.1	8.3	8.6	8.9	8.6	8.8	9.1	9.4	224	241	255	266	252	271	286	298	286	308	325	339	326	351	370	386	367	395	417	435	405	436	460	480	103	110	120	128	109	116	127	135	113	120	132	140	119	127	138	147	125	133	145	154	129	137	150	159

Shaded area is AHR1 Rating Conditions
 High and low pressures are measured at the liquid and suction service valves.
 IDB: Entering Indoor Dry Bulb Temperature
 KW= Total system power
 AMPS= outdoor unit amps (comp.+fan)

COOLING PERFORMANCE DATA

G/VSZ130241B*

EXPANDED PERFORMANCE DATA

MODEL: G/VSZ130241B*/AR*F182416**

COOLING OPERATION

IDB	Airflow	Outdoor Ambient Temperature															COOLING OPERATION															
		65					75					85						95					105					115				
		59	63	67	71	75	59	63	67	71	75	59	63	67	71	75		59	63	67	71	75	59	63	67	71	75	59	63	67	71	75
70	900	MBh	22.5	23.4	25.6	-	22.0	22.8	25.0	-	21.5	22.3	24.4	-	21.0	21.7	23.8	-	19.9	20.6	22.6	-	18.4	19.1	21.0	-						
		S/T	0.75	0.63	0.44	-	0.78	0.65	0.45	-	0.80	0.67	0.46	-	0.83	0.69	0.48	-	0.86	0.72	0.50	-	0.86	0.72	0.50	-						
		Z/T	17	15	11	-	18	15	12	-	18	15	12	-	18	15	12	-	17	15	11	-	16	14	11	-						
		KW	1.63	1.66	1.71	-	1.75	1.78	1.84	-	1.85	1.89	1.95	-	1.95	1.99	2.05	-	2.03	2.07	2.14	-	2.10	2.14	2.21	-						
		AMPS	6.1	6.2	6.4	-	6.5	6.7	6.9	-	7.1	7.3	7.5	-	7.6	7.8	8.0	-	8.1	8.3	8.5	-	8.5	8.8	9.0	-						
	800	HIPR	228	246	259	-	256	276	291	-	291	314	331	-	332	357	377	-	373	402	424	-	413	444	469	-						
		LOPR	103	110	120	-	109	116	127	-	114	121	132	-	119	127	139	-	125	133	145	-	129	138	150	-						
		MBh	21.9	22.7	24.8	-	21.4	22.2	24.3	-	20.9	21.6	23.7	-	20.4	21.1	23.1	-	19.3	20.0	22.0	-	17.9	18.6	20.3	-						
		S/T	0.72	0.60	0.42	-	0.74	0.62	0.43	-	0.76	0.64	0.44	-	0.79	0.66	0.46	-	0.82	0.68	0.47	-	0.82	0.69	0.48	-						
		Z/T	18	16	12	-	18	16	12	-	18	16	12	-	18	16	12	-	18	16	12	-	17	15	11	-						
700	KW	1.62	1.65	1.70	-	1.74	1.77	1.83	-	1.84	1.88	1.94	-	1.93	1.97	2.04	-	2.01	2.05	2.12	-	2.08	2.12	2.19	-							
	AMPS	6.0	6.2	6.3	-	6.5	6.6	6.9	-	7.0	7.2	7.4	-	7.5	7.7	8.0	-	8.0	8.2	8.5	-	8.5	8.7	9.0	-							
	HIPR	226	243	257	-	254	273	288	-	288	310	328	-	329	354	373	-	370	398	420	-	408	440	464	-							
	LOPR	102	109	119	-	108	115	126	-	112	120	131	-	118	126	137	-	124	132	144	-	128	136	149	-							
	MBh	20.2	20.9	22.9	-	19.7	20.4	22.4	-	19.3	20.0	21.9	-	18.8	19.5	21.3	-	17.8	18.5	20.3	-	16.5	17.1	18.8	-							
75	900	S/T	0.69	0.58	0.40	-	0.72	0.60	0.42	-	0.74	0.61	0.43	-	0.76	0.63	0.44	-	0.79	0.66	0.46	-	0.80	0.66	0.46	-						
		Z/T	18	16	12	-	19	16	12	-	19	16	12	-	19	16	12	-	18	16	12	-	17	15	11	-						
		KW	1.58	1.61	1.66	-	1.69	1.73	1.78	-	1.80	1.83	1.89	-	1.89	1.93	1.99	-	1.96	2.00	2.07	-	2.03	2.07	2.14	-						
		AMPS	5.9	6.0	6.2	-	6.3	6.5	6.7	-	6.8	7.0	7.2	-	7.3	7.5	7.7	-	7.8	8.0	8.2	-	8.2	8.4	8.7	-						
		HIPR	219	236	249	-	246	265	280	-	280	301	318	-	319	343	362	-	359	386	407	-	396	426	450	-						
	800	LOPR	99	106	115	-	105	112	122	-	109	116	127	-	115	122	133	-	120	128	139	-	124	132	144	-						
		MBh	22.92	23.60	25.54	27.41	22.39	23.05	24.95	26.78	21.85	22.50	24.36	26.14	21.32	21.95	23.76	25.50	20.25	20.85	22.57	24.23	18.76	19.32	20.91	22.44						
		S/T	0.86	0.77	0.58	0.37	0.89	0.79	0.60	0.39	0.91	0.81	0.62	0.40	0.94	0.84	0.64	0.41	0.97	0.87	0.66	0.42	0.98	0.88	0.67	0.43						
		Z/T	20	18	15	10	20	19	15	11	20	19	15	11	20	19	15	11	20	19	15	11	19	17	14	10						
		KW	1.64	1.67	1.73	1.78	1.76	1.80	1.85	1.91	1.87	1.91	1.97	2.03	1.96	2.01	2.07	2.14	2.04	2.09	2.16	2.23	2.11	2.16	2.23	2.30						
700	AMPS	6.1	6.3	6.5	6.7	6.6	6.8	7.0	7.2	7.2	7.3	7.6	7.9	7.7	7.8	8.1	8.4	8.1	8.3	8.6	8.9	8.6	8.8	9.1	9.5							
	HIPR	231	248	262	273	259	279	294	307	294	317	334	349	335	361	381	397	377	406	429	447	417	448	474	494							
	LOPR	104	111	121	129	110	117	128	137	115	122	133	142	121	128	140	149	126	134	147	156	131	139	152	162							
	MBh	22.3	22.9	24.8	26.6	21.7	22.4	24.2	26.0	21.2	21.8	23.6	25.4	20.7	21.3	23.1	24.8	19.7	20.2	21.9	23.5	18.2	18.8	20.3	21.8							
	S/T	0.82	0.73	0.55	0.36	0.85	0.76	0.57	0.37	0.87	0.78	0.59	0.38	0.90	0.80	0.61	0.39	0.93	0.83	0.63	0.40	0.94	0.84	0.63	0.41							
75	900	Z/T	21	19	16	11	21	19	16	11	21	19	16	11	21	20	16	11	21	19	16	11	20	18	15	10						
		KW	1.63	1.66	1.71	1.77	1.75	1.79	1.84	1.90	1.85	1.89	1.95	2.02	1.95	1.99	2.05	2.12	2.03	2.07	2.14	2.21	2.10	2.14	2.21	2.28						
		AMPS	6.1	6.2	6.4	6.6	6.5	6.7	6.9	7.2	7.1	7.3	7.5	7.8	7.6	7.8	8.0	8.3	8.1	8.3	8.5	8.9	8.5	8.8	9.0	9.4						
		HIPR	228	246	260	271	256	276	291	304	291	314	331	345	332	357	377	393	373	402	424	443	413	444	469	489						
		LOPR	103	110	120	128	109	116	127	135	114	121	132	141	119	127	139	148	125	133	145	155	129	138	150	160						
	800	MBh	20.5	21.1	22.9	24.6	20.1	20.7	22.4	24.0	19.6	20.2	21.8	23.4	19.1	19.7	21.3	22.9	18.2	18.7	20.2	21.7	16.8	17.3	18.7	20.1						
		S/T	0.79	0.70	0.53	0.34	0.82	0.73	0.55	0.36	0.84	0.75	0.57	0.36	0.86	0.77	0.58	0.38	0.90	0.80	0.61	0.39	0.90	0.81	0.61	0.39						
		Z/T	21	20	16	11	22	20	16	11	22	20	16	11	22	20	16	11	21	20	16	11	20	18	15	10						
		KW	1.59	1.62	1.67	1.72	1.71	1.74	1.80	1.85	1.81	1.85	1.91	1.97	1.90	1.94	2.00	2.07	1.98	2.02	2.09	2.15	2.05	2.09	2.16	2.23						
		AMPS	5.9	6.0	6.2	6.5	6.4	6.5	6.7	7.0	6.9	7.1	7.3	7.6	7.4	7.6	7.8	8.1	7.8	8.0	8.3	8.6	8.3	8.5	8.8	9.1						
700	HIPR	222	238	252	263	249	267	282	295	283	304	321	335	322	346	366	382	362	390	412	429	400	431	455	474							
	LOPR	100	107	117	124	106	113	123	131	110	117	128	136	116	123	134	143	121	129	141	150	125	133	146	155							
	MBh	22.92	23.60	25.54	27.41	22.39	23.05	24.95	26.78	21.85	22.50	24.36	26.14	21.32	21.95	23.76	25.50	20.25	20.85	22.57	24.23	18.76	19.32	20.91	22.44							
	S/T	0.86	0.77	0.58	0.37	0.89	0.79	0.60	0.39	0.91	0.81	0.62	0.40	0.94	0.84	0.64	0.41	0.97	0.87	0.66	0.42	0.98	0.88	0.67	0.43							
	Z/T	20	18	15	10	20	19	15	11	20	19	15	11	20	19	15	11	20	19	15	11	19	17	14	10							

Shaded area is ACCA (TV A) conditions
 High and low pressures are measured at the liquid and suction service valves.
 KW=Total system power
 IDB: Entering Indoor Dry Bulb Temperature
 AMPS=Outdoor unit amps (Comp.+fan)

COOLING PERFORMANCE DATA

GVSZ130241B*

EXPANDED PERFORMANCE DATA

MODEL: GVSZ130241B*/ AR*F182416**

IDB		Outdoor Ambient Temperature												COOLING OPERATION												
		65				75				85				95				105				115				
		59	63	67	71	59	63	67	71	59	63	67	71	59	63	67	71	59	63	67	71	59	63	67	71	
900		MBh	23.33	23.84	25.47	27.22	22.79	23.28	24.87	26.59	22.24	22.73	24.28	25.96	21.70	22.17	23.69	25.32	20.62	21.07	22.51	24.06	19.10	19.51	20.85	22.29
		S/T	0.94	0.88	0.72	0.54	1.00	0.91	0.74	0.56	1.00	0.94	0.76	0.57	1.00	0.97	0.79	0.59	1.00	1.00	0.82	0.61	1.00	1.00	0.82	0.62
		J/T	22	21	19	15	23	22	19	15	23	22	19	15	22	22	19	15	21	22	19	15	20	20	18	14
		KW	1.65	1.69	1.74	1.79	1.78	1.81	1.87	1.93	1.88	1.92	1.98	2.05	1.98	2.02	2.09	2.15	2.06	2.11	2.17	2.24	2.13	2.18	2.25	2.32
		AMPS	6.2	6.3	6.5	6.8	6.7	6.8	7.0	7.3	7.2	7.4	7.7	7.9	7.7	7.9	8.2	8.5	8.2	8.4	8.7	9.0	8.7	8.9	9.2	9.6
		H I P R	233	251	265	276	261	281	297	310	297	320	338	352	339	364	385	401	381	410	433	452	421	453	478	499
		LO P R	106	112	123	131	112	119	130	138	116	123	135	143	122	130	141	151	128	136	148	158	132	140	153	163
80		MBh	22.6	23.1	24.7	26.4	22.1	22.6	24.2	25.8	21.6	22.1	23.6	25.2	21.1	21.5	23.0	24.6	20.0	20.5	21.9	23.4	18.5	18.9	20.2	21.6
		S/T	0.90	0.84	0.68	0.51	0.93	0.87	0.71	0.53	0.95	0.89	0.73	0.54	0.98	0.92	0.75	0.56	1.00	0.96	0.78	0.58	1.00	0.96	0.78	0.59
		J/T	23	22	19	16	24	23	20	16	24	23	20	16	24	23	20	16	23	22	20	16	21	21	18	15
		KW	1.64	1.67	1.73	1.78	1.76	1.80	1.85	1.91	1.87	1.91	1.97	2.03	1.96	2.01	2.07	2.14	2.04	2.09	2.16	2.23	2.11	2.16	2.23	2.30
		AMPS	6.1	6.3	6.5	6.7	6.6	6.8	7.0	7.2	7.2	7.3	7.6	7.9	7.7	7.8	8.1	8.4	8.1	8.3	8.6	8.9	8.6	8.8	9.1	9.5
		H I P R	231	248	262	273	259	279	294	307	294	317	335	349	335	361	381	397	377	406	429	447	417	448	474	494
		LO P R	105	111	121	129	110	117	128	137	115	122	133	142	121	128	140	149	126	134	147	156	131	139	152	162
700		MBh	20.9	21.4	22.8	24.4	20.4	20.9	22.3	23.8	19.9	20.4	21.8	23.3	19.4	19.9	21.2	22.7	18.5	18.9	20.2	21.6	17.1	17.5	18.7	20.0
		S/T	0.86	0.81	0.66	0.49	0.90	0.84	0.68	0.51	0.92	0.86	0.70	0.52	0.95	0.89	0.72	0.54	0.98	0.92	0.75	0.56	0.99	0.93	0.76	0.57
		J/T	24	23	20	16	24	23	20	16	24	23	20	16	24	23	20	16	24	23	20	16	22	21	19	15
		KW	1.60	1.64	1.69	1.74	1.72	1.76	1.81	1.87	1.83	1.86	1.92	1.98	1.92	1.96	2.02	2.08	1.99	2.04	2.10	2.17	2.06	2.11	2.17	2.25
		AMPS	6.0	6.1	6.3	6.5	6.4	6.6	6.8	7.0	7.0	7.1	7.4	7.6	7.4	7.6	7.9	8.2	7.9	8.1	8.4	8.7	8.4	8.6	8.9	9.2
		H I P R	224	241	254	265	251	270	285	298	286	307	324	338	325	350	370	385	366	394	416	434	404	435	459	479
		LO P R	101	108	118	125	107	114	124	132	111	118	129	138	117	124	136	145	123	130	142	152	127	135	147	157
85		MBh	23.74	24.19	25.34	27.03	23.18	23.63	24.75	26.40	22.63	23.07	24.16	25.78	22.08	22.51	23.57	25.15	20.98	21.38	22.39	23.89	19.43	19.81	20.74	22.13
		S/T	0.98	0.95	0.86	0.70	1.00	0.98	0.89	0.72	1.00	1.00	0.91	0.74	1.00	1.00	0.94	0.76	1.00	1.00	0.98	0.79	1.00	1.00	0.98	0.80
		J/T	24	23	22	19	24	24	22	19	23	24	22	19	23	23	23	20	21	22	22	19	20	20	21	18
		KW	1.67	1.70	1.75	1.81	1.79	1.83	1.88	1.94	1.90	1.94	2.00	2.07	2.00	2.04	2.10	2.17	2.08	2.12	2.19	2.26	2.15	2.20	2.27	2.34
		AMPS	6.2	6.4	6.6	6.8	6.7	6.9	7.1	7.4	7.3	7.5	7.7	8.0	7.8	8.0	8.2	8.6	8.3	8.5	8.8	9.1	8.8	9.0	9.3	9.7
		H I P R	235	253	267	279	264	284	300	313	300	323	341	356	342	368	389	405	385	414	437	456	425	457	483	504
		LO P R	107	113	124	132	113	120	131	139	117	125	136	145	123	131	143	152	129	137	150	159	133	142	155	165
		MBh	23.0	23.5	24.6	26.2	22.5	22.9	24.0	25.6	22.0	22.4	23.5	25.0	21.4	21.9	22.9	24.4	20.4	20.8	21.7	23.2	18.9	19.2	20.1	21.5
		S/T	0.94	0.91	0.82	0.66	0.97	0.94	0.85	0.69	1.00	0.96	0.87	0.71	1.00	0.99	0.90	0.73	1.00	1.00	0.93	0.76	1.00	1.00	0.94	0.76
		J/T	25	24	23	20	25	25	23	20	25	25	23	20	25	25	24	20	23	24	23	20	22	22	22	19
		KW	1.65	1.69	1.74	1.79	1.78	1.81	1.87	1.93	1.88	1.92	1.98	2.05	1.98	2.02	2.09	2.15	2.06	2.11	2.17	2.24	2.13	2.18	2.25	2.32
		AMPS	6.2	6.3	6.5	6.8	6.7	6.8	7.0	7.3	7.2	7.4	7.7	7.9	7.7	7.9	8.2	8.5	8.2	8.4	8.7	9.0	8.7	8.9	9.2	9.6
		H I P R	233	251	265	276	261	281	297	310	297	320	338	352	339	364	385	401	381	410	433	452	421	453	478	499
		LO P R	106	112	123	131	112	119	130	138	116	123	135	143	122	130	141	151	128	136	148	158	132	140	153	163
		MBh	21.3	21.7	22.7	24.2	20.8	21.2	22.2	23.7	20.3	20.7	21.7	23.1	19.8	20.2	21.1	22.5	18.8	19.2	20.1	21.4	17.4	17.7	18.6	19.8
		S/T	0.91	0.87	0.79	0.64	0.94	0.91	0.82	0.66	0.96	0.93	0.84	0.68	0.99	0.96	0.86	0.70	1.00	0.99	0.90	0.73	1.00	1.00	0.91	0.73
		J/T	25	25	24	20	26	25	24	21	26	25	24	21	26	25	24	21	25	25	24	20	23	23	22	19
		KW	1.62	1.65	1.70	1.75	1.73	1.77	1.83	1.88	1.84	1.88	1.94	2.00	1.93	1.97	2.04	2.10	2.01	2.05	2.12	2.19	2.08	2.12	2.19	2.26
		AMPS	6.0	6.1	6.3	6.6	6.5	6.6	6.9	7.1	7.0	7.2	7.4	7.7	7.5	7.7	7.9	8.2	8.0	8.2	8.5	8.8	8.5	8.7	9.0	9.3
		H I P R	226	243	257	268	254	273	288	301	288	310	328	342	328	353	373	389	370	398	420	438	408	439	464	484
		LO P R	102	109	119	127	108	115	126	134	112	120	131	139	118	126	137	146	124	132	144	153	128	136	149	158

Shaded area is ARI Rating Conditions

High and low pressures are measured at the liquid and suction service valves.

IDB: Entering Indoor Dry Bulb Temperature

KW= Total system power

AMPS= outdoor unit amps (Comp.+fan)

COOLING PERFORMANCE DATA

G/VSZ130301A*

MODEL: G/VSZ130301A* / AR *F30301**

EXPANDED PERFORMANCE DATA

COOLING OPERATION

		Outdoor Ambient Temperature																								
		65				75				85				95				105				115				
IDB*	Airflow	59	63	67	71	59	63	67	71	59	63	67	71	59	63	67	71	59	63	67	71	59	63	67	71	
70	1173	MBh	27.4	28.4	31.1	-	26.8	27.8	30.4	-	26.1	27.1	29.7	-	25.5	26.4	29.0	-	24.2	25.1	27.5	-	24.2	25.1	27.5	-
		S/T	0.76	0.63	0.44	-	0.79	0.66	0.46	-	0.81	0.67	0.47	-	0.83	0.70	0.48	-	0.87	0.72	0.50	-	0.87	0.73	0.51	-
		DT	16	14	11	-	17	14	11	-	17	14	11	-	17	14	11	-	16	14	11	-	15	13	10	-
		KW	1.98	2.02	2.08	-	2.13	2.17	2.24	-	2.25	2.30	2.37	-	2.37	2.42	2.49	-	2.46	2.52	2.60	-	2.46	2.52	2.60	-
		AMPS	7.8	7.9	8.2	-	8.3	8.5	8.8	-	9.0	9.2	9.5	-	9.6	9.8	10.2	-	10.2	10.5	10.8	-	10.8	11.1	11.4	-
		HI PR	229	246	260	-	257	276	292	-	292	314	332	-	333	358	378	-	374	403	425	-	413	445	470	-
		LO PR	107	114	124	-	113	120	131	-	117	125	136	-	123	131	143	-	129	137	150	-	134	142	155	-
		MBh	27.0	28.0	30.7	-	26.4	27.4	30.0	-	25.8	26.7	29.3	-	25.1	26.1	28.5	-	23.9	24.7	27.1	-	22.1	22.9	25.1	-
		S/T	0.73	0.61	0.42	-	0.75	0.63	0.44	-	0.77	0.65	0.45	-	0.80	0.67	0.46	-	0.83	0.69	0.48	-	0.84	0.70	0.48	-
		DT	17	15	11	-	17	15	11	-	17	15	11	-	18	15	12	-	17	15	11	-	16	14	11	-
927	1050	MBh	1.97	2.01	2.07	-	2.12	2.16	2.22	-	2.24	2.29	2.36	-	2.35	2.40	2.48	-	2.45	2.50	2.58	-	2.53	2.59	2.67	-
		S/T	7.7	7.9	8.1	-	8.3	8.5	8.8	-	9.0	9.2	9.5	-	9.6	9.8	10.1	-	10.2	10.4	10.7	-	10.7	11.0	11.3	-
		KW	227	245	258	-	255	274	290	-	290	312	330	-	330	355	375	-	372	400	422	-	411	442	467	-
		HI PR	106	113	123	-	112	119	130	-	116	124	135	-	122	130	142	-	128	136	149	-	133	141	154	-
		LO PR	25.7	26.6	29.1	-	25.1	26.0	28.5	-	24.5	25.4	27.8	-	23.9	24.7	27.1	-	22.7	23.5	25.8	-	21.0	21.8	23.9	-
		MBh	0.70	0.58	0.40	-	0.72	0.60	0.42	-	0.74	0.62	0.43	-	0.77	0.64	0.44	-	0.79	0.66	0.46	-	0.80	0.67	0.46	-
		S/T	18	15	12	-	18	16	12	-	18	16	12	-	18	16	12	-	18	15	12	-	17	14	11	-
		DT	1.94	1.98	2.04	-	2.08	2.13	2.19	-	2.21	2.25	2.32	-	2.32	2.37	2.44	-	2.41	2.46	2.54	-	2.49	2.54	2.62	-
		AMPS	7.6	7.8	8.0	-	8.2	8.3	8.6	-	8.8	9.0	9.3	-	9.4	9.6	9.9	-	10.0	10.2	10.5	-	10.5	10.8	11.1	-
		HI PR	223	240	253	-	250	269	284	-	284	306	323	-	324	348	368	-	364	392	414	-	402	433	457	-
LO PR	104	111	121	-	110	117	128	-	114	121	133	-	120	128	139	-	126	134	146	-	130	138	151	-		
75	1173	MBh	27.9	28.7	31.1	33.4	27.2	28.0	30.4	32.6	26.6	27.4	29.6	31.8	25.9	26.7	28.9	31.0	24.6	25.4	27.5	29.5	22.8	23.5	25.4	27.3
		S/T	0.86	0.77	0.59	0.38	0.90	0.80	0.61	0.39	0.92	0.82	0.62	0.40	0.95	0.85	0.64	0.41	0.98	0.88	0.67	0.43	0.99	0.89	0.67	0.43
		DT	19	17	14	10	19	18	14	10	19	18	14	10	19	18	15	10	19	17	14	10	18	16	13	9
		KW	2.00	2.04	2.10	2.16	2.14	2.19	2.25	2.33	2.27	2.32	2.39	2.47	2.39	2.44	2.51	2.59	2.48	2.54	2.62	2.70	2.57	2.62	2.71	2.79
		AMPS	7.8	8.0	8.2	8.5	8.4	8.6	8.9	9.2	9.1	9.3	9.6	10.0	9.7	9.9	10.3	10.6	10.3	10.5	10.9	11.3	10.9	11.2	11.5	11.9
		HI PR	231	249	263	274	259	279	295	307	295	317	335	350	336	362	382	398	378	407	430	448	418	449	475	495
		LO PR	108	115	125	133	114	121	132	141	118	126	138	147	124	132	145	154	130	139	151	161	135	144	157	167
		MBh	27.5	28.3	30.6	32.9	26.8	27.6	29.9	32.1	26.2	27.0	29.2	31.3	25.6	26.3	28.5	30.6	24.3	25.0	27.1	29.0	22.5	23.2	25.1	26.9
		S/T	0.83	0.74	0.56	0.36	0.86	0.77	0.58	0.37	0.88	0.79	0.60	0.38	0.91	0.81	0.61	0.40	0.94	0.84	0.64	0.41	0.95	0.85	0.64	0.41
		DT	20	18	15	10	20	19	15	10	20	19	15	11	20	19	15	11	20	18	15	10	19	17	14	10
927	1050	KW	1.99	2.03	2.09	2.15	2.13	2.18	2.24	2.31	2.26	2.31	2.38	2.45	2.37	2.42	2.50	2.58	2.47	2.52	2.60	2.69	2.55	2.61	2.69	2.78
		AMPS	7.8	8.0	8.2	8.5	8.4	8.6	8.8	9.1	9.1	9.3	9.6	9.9	9.6	9.9	10.2	10.6	10.2	10.5	10.8	11.2	10.8	11.1	11.4	11.9
		HI PR	230	247	261	272	258	277	293	305	293	315	333	347	334	359	379	395	375	404	427	445	415	446	471	492
		LO PR	107	114	124	133	113	120	131	140	118	125	137	146	124	131	144	153	130	138	150	160	134	143	156	166
		MBh	26.1	26.9	29.1	31.2	25.5	26.3	28.4	30.5	24.9	25.6	27.7	29.8	24.3	25.0	27.1	29.0	23.1	23.8	25.7	27.6	21.4	22.0	23.8	25.6
		S/T	0.79	0.71	0.54	0.35	0.82	0.73	0.56	0.36	0.84	0.75	0.57	0.37	0.87	0.78	0.59	0.38	0.90	0.81	0.61	0.39	0.91	0.81	0.62	0.40
		DT	21	19	15	11	21	19	16	11	21	19	16	11	21	19	16	11	21	19	16	11	19	18	15	10
		KW	1.96	2.00	2.06	2.12	2.10	2.14	2.21	2.28	2.22	2.27	2.34	2.42	2.34	2.38	2.46	2.54	2.43	2.48	2.56	2.64	2.51	2.56	2.65	2.73
		AMPS	7.6	7.8	8.1	8.3	8.2	8.4	8.7	9.0	8.9	9.1	9.4	9.7	9.5	9.7	10.0	10.4	10.1	10.3	10.6	11.0	10.6	10.9	11.2	11.6
		HI PR	225	242	256	267	252	272	287	299	287	309	326	340	327	352	372	388	368	396	418	436	406	437	462	482
LO PR	105	112	122	130	111	118	129	137	115	123	134	143	121	129	141	150	127	135	147	157	131	140	152	162		

Shaded area is ACCA (TVA) conditions
 High and low pressures are measured at the liquid and suction service valves.
 IDB: Entering Indoor Dry Bulb Temperature
 KW= Total system power
 A MPS= outdoor unit amps (comp.+fan)

COOLING PERFORMANCE DATA

G/VSZ130301A*

MODEL: G/VSZ130301A* / AR*F30301**

EXPANDED PERFORMANCE DATA

COOLING OPERATION

IDB*	Airflow	Outdoor Ambient Temperature																								
		65				75				85				95				105				115				
		59	63	67	71	59	63	67	71	59	63	67	71	59	63	67	71	59	63	67	71	59	63	67	71	
80	1173	MBh	28.4	29.0	31.0	33.1	27.7	28.3	30.3	32.4	27.1	27.7	29.5	31.6	26.4	27.0	28.8	30.8	25.1	25.6	27.4	29.3	23.2	23.7	25.4	27.1
		S/T	0.95	0.89	0.72	0.54	0.98	0.92	0.75	0.56	1.00	0.94	0.77	0.57	1.00	0.98	0.79	0.59	1.00	1.00	0.82	0.62	1.00	1.00	0.83	0.62
		DT	21	20	18	14	21	20	18	14	21	20	18	14	21	21	18	14	20	20	18	14	18	19	17	13
		KW	2.01	2.05	2.12	2.18	2.16	2.20	2.27	2.34	2.29	2.34	2.41	2.49	2.41	2.46	2.53	2.62	2.50	2.56	2.64	2.72	2.59	2.64	2.73	2.82
		AMPS	7.9	8.1	8.3	8.6	8.5	8.7	9.0	9.3	9.2	9.4	9.7	10.1	9.8	10.0	10.3	10.7	10.4	10.6	11.0	11.4	11.0	11.3	11.6	12.0
		HI PR	234	251	265	277	262	282	298	311	298	321	339	353	339	365	386	402	382	411	434	453	422	454	479	500
		LO PR	109	116	127	135	115	123	134	142	120	127	139	148	126	134	146	156	132	140	153	163	136	145	158	169
		MBh	28.0	28.6	30.5	32.6	27.3	27.9	29.8	31.9	26.7	27.2	29.1	31.1	26.0	26.6	28.4	30.4	24.7	25.3	27.0	28.8	22.9	23.4	25.0	26.7
		S/T	0.91	0.85	0.69	0.52	0.94	0.88	0.72	0.54	0.96	0.90	0.74	0.55	1.00	0.93	0.76	0.57	1.00	0.97	0.79	0.59	1.00	0.98	0.80	0.59
		DT	22	21	19	15	22	22	19	15	23	22	19	15	23	22	19	15	22	21	19	15	20	20	17	14
KW	2.00	2.04	2.10	2.17	2.15	2.19	2.26	2.33	2.28	2.33	2.40	2.47	2.39	2.44	2.52	2.60	2.49	2.54	2.62	2.71	2.57	2.63	2.71	2.80		
AMPS	7.8	8.0	8.3	8.6	8.4	8.6	8.9	9.2	9.1	9.3	9.6	10.0	9.7	10.0	10.3	10.7	10.3	10.6	10.9	11.3	10.9	11.2	11.5	12.0		
HI PR	232	250	264	275	260	280	296	308	296	318	336	351	337	363	383	399	379	408	431	449	419	451	476	497		
LO PR	108	115	126	134	114	122	133	141	119	126	138	147	125	133	145	154	131	139	152	162	135	144	157	167		
MBh	26.6	27.1	29.0	31.0	25.9	26.5	28.3	30.3	25.3	25.9	27.7	29.6	24.7	25.3	27.0	28.8	23.5	24.0	25.6	27.4	21.7	22.2	23.7	25.4		
S/T	0.87	0.82	0.66	0.50	0.90	0.85	0.69	0.51	0.92	0.87	0.71	0.53	0.95	0.89	0.73	0.54	0.99	0.93	0.76	0.56	1.00	0.94	0.76	0.57		
DT	23	22	19	15	23	22	19	15	23	22	19	15	23	22	19	16	23	22	19	15	22	21	18	14		
KW	1.97	2.01	2.07	2.13	2.12	2.16	2.22	2.29	2.24	2.29	2.36	2.43	2.35	2.40	2.48	2.56	2.45	2.50	2.58	2.66	2.53	2.59	2.67	2.76		
AMPS	7.7	7.9	8.1	8.4	8.3	8.5	8.8	9.1	9.0	9.2	9.5	9.8	9.6	9.8	10.1	10.5	10.2	10.4	10.7	11.1	10.7	11.0	11.3	11.8		
HI PR	227	245	258	269	255	274	290	302	290	312	330	344	330	355	375	391	372	400	422	440	411	442	467	487		
LO PR	106	113	123	131	112	119	130	139	116	124	135	144	122	130	142	151	128	136	149	159	133	141	154	164		
85	1173	MBh	28.9	29.4	30.8	32.9	28.2	28.8	30.1	32.1	27.5	28.1	29.4	31.4	26.9	27.4	28.7	30.6	25.5	26.0	27.2	29.1	23.6	24.1	25.2	26.9
		S/T	0.99	0.96	0.87	0.70	1.00	0.99	0.90	0.73	1.00	1.00	0.92	0.75	1.00	1.00	0.95	0.77	1.00	1.00	0.99	0.80	1.00	1.00	0.99	0.81
		DT	22	22	21	18	22	22	21	18	22	22	21	18	21	21	21	18	20	20	21	18	19	19	20	17
		KW	2.03	2.07	2.13	2.20	2.18	2.22	2.29	2.36	2.31	2.36	2.43	2.51	2.42	2.48	2.55	2.64	2.52	2.58	2.66	2.75	2.61	2.66	2.75	2.84
		AMPS	8.0	8.1	8.4	8.7	8.6	8.8	9.0	9.4	9.3	9.5	9.8	10.1	9.9	10.1	10.4	10.8	10.5	10.7	11.1	11.5	11.1	11.4	11.7	12.2
		HI PR	236	254	268	280	265	285	301	314	301	324	342	357	343	369	390	406	386	415	438	457	426	459	484	505
		LO PR	110	117	128	136	116	124	135	144	121	129	140	150	127	135	147	157	133	142	155	165	138	146	160	170
		MBh	28.5	29.0	30.4	32.4	27.8	28.3	29.7	31.7	27.1	27.7	29.0	30.9	26.5	27.0	28.3	30.1	25.1	25.6	26.8	28.6	23.3	23.7	24.9	26.5
		S/T	0.95	0.92	0.83	0.67	0.99	0.95	0.86	0.70	1.00	0.98	0.88	0.71	1.00	1.00	0.91	0.74	1.00	1.00	0.94	0.77	1.00	1.00	0.95	0.77
		DT	24	23	22	19	24	24	22	19	24	24	22	19	23	24	22	19	22	22	22	19	20	21	21	18
KW	2.02	2.06	2.12	2.19	2.17	2.21	2.28	2.35	2.30	2.34	2.42	2.49	2.41	2.46	2.54	2.62	2.51	2.56	2.64	2.73	2.59	2.65	2.74	2.82		
AMPS	7.9	8.1	8.3	8.6	8.5	8.7	9.0	9.3	9.2	9.4	9.7	10.1	9.8	10.1	10.4	10.7	10.4	10.7	11.0	11.4	11.0	11.3	11.6	12.1		
HI PR	234	252	266	278	263	283	299	311	299	322	340	354	340	366	387	403	383	412	435	454	423	455	481	502		
LO PR	109	116	127	135	116	123	134	143	120	128	139	148	126	134	146	156	132	141	153	163	137	145	159	169		
MBh	27.0	27.6	28.9	30.8	26.4	26.9	28.2	30.1	25.8	26.3	27.5	29.4	25.1	25.6	26.8	28.6	23.9	24.4	25.5	27.2	22.1	22.6	23.6	25.2		
S/T	0.91	0.88	0.79	0.64	0.94	0.91	0.82	0.67	0.97	0.93	0.84	0.68	1.00	0.96	0.87	0.71	1.00	1.00	0.90	0.73	1.00	1.00	0.91	0.74		
DT	24	24	23	20	25	24	23	20	25	24	23	20	25	25	23	20	24	24	23	20	22	22	21	18		
KW	1.99	2.03	2.09	2.15	2.13	2.18	2.24	2.31	2.26	2.31	2.38	2.45	2.37	2.42	2.50	2.58	2.47	2.52	2.60	2.69	2.55	2.61	2.69	2.78		
AMPS	7.8	8.0	8.2	8.5	8.4	8.6	8.8	9.1	9.1	9.3	9.6	9.9	9.6	9.9	10.2	10.6	10.2	10.5	10.8	11.2	10.8	11.1	11.4	11.9		
HI PR	230	247	261	272	258	277	293	305	293	315	333	347	334	359	379	395	375	404	426	445	415	446	471	491		
LO PR	107	114	124	133	113	120	131	140	118	125	137	146	124	131	144	153	130	138	150	160	134	143	156	166		

Shaded area is AHR1 Rating Conditions
 High and low pressures are measured at the liquid and suction service valves.
 IDB: Entering Indoor Dry Bulb Temperature
 KW=Total system power
 A MPS=outdoor unit amps (comp.+fan)

COOLING PERFORMANCE DATA

G/VSZ130361A*

EXPANDED PERFORMANCE DATA

COOLING OPERATION

MODEL: G/VSZ130361A* / AR*F364216**

		Outdoor Ambient Temperature																								
		65				75				85				95				105				115				
IDB	Airflow	59	63	67	71	59	63	67	71	59	63	67	71	59	63	67	71	59	63	67	71	59	63	67	71	
70	1425	MBh	33.8	35.0	38.4	-	33.0	34.2	37.5	-	32.2	33.4	36.6	-	31.4	32.6	35.7	-	29.9	31.0	33.9	-	27.7	28.7	31.4	-
		S/T	0.74	0.62	0.43	-	0.77	0.64	0.44	-	0.79	0.66	0.46	-	0.81	0.68	0.47	-	0.84	0.70	0.49	-	0.85	0.71	0.49	-
		DT	16	14	11	-	16	14	11	-	16	14	11	-	16	14	11	-	16	14	11	-	15	13	10	-
		KW	2.60	2.65	2.73	-	2.79	2.84	2.92	-	2.95	3.01	3.10	-	3.09	3.15	3.25	-	3.21	3.28	3.38	-	3.32	3.38	3.49	-
		AMPS	9.4	9.7	10.0	-	10.2	10.4	10.7	-	11.0	11.3	11.7	-	11.8	12.0	12.4	-	12.5	12.8	13.2	-	13.2	13.6	14.0	-
	1275	HI PR	239	257	272	-	268	289	305	-	305	328	347	-	347	374	395	-	391	421	444	-	432	465	491	-
		LO PR	108	114	125	-	114	121	132	-	118	126	137	-	124	132	144	-	130	138	151	-	134	143	156	-
		MBh	33.3	34.5	37.8	-	32.5	33.7	36.9	-	31.7	32.9	36.1	-	31.0	32.1	35.2	-	29.4	30.5	33.4	-	27.3	28.3	31.0	-
		S/T	0.71	0.59	0.41	-	0.73	0.61	0.43	-	0.75	0.63	0.44	-	0.78	0.65	0.45	-	0.81	0.67	0.47	-	0.81	0.68	0.47	-
		DT	17	15	11	-	17	15	11	-	17	15	11	-	17	15	11	-	17	15	11	-	16	14	11	-
1125	KW	2.59	2.64	2.72	-	2.77	2.83	2.91	-	2.93	2.99	3.08	-	3.07	3.14	3.23	-	3.19	3.26	3.36	-	3.30	3.37	3.47	-	
	AMPS	9.4	9.6	9.9	-	10.1	10.3	10.7	-	11.0	11.2	11.6	-	11.7	12.0	12.4	-	12.4	12.7	13.1	-	13.2	13.5	13.9	-	
	HI PR	237	255	270	-	266	287	303	-	303	326	344	-	345	371	392	-	388	418	441	-	429	461	487	-	
	LO PR	107	114	124	-	113	120	131	-	117	125	136	-	123	131	143	-	129	137	150	-	134	142	155	-	
	MBh	31.6	32.8	35.9	-	30.9	32.0	35.1	-	30.2	31.3	34.3	-	29.4	30.5	33.4	-	28.0	29.0	31.7	-	25.9	26.8	29.4	-	
75	1425	S/T	0.68	0.57	0.39	-	0.70	0.59	0.41	-	0.72	0.60	0.42	-	0.74	0.62	0.43	-	0.77	0.65	0.45	-	0.78	0.65	0.45	-
		DT	18	15	12	-	18	15	12	-	18	15	12	-	18	16	12	-	18	15	12	-	16	14	11	-
		KW	2.55	2.60	2.68	-	2.73	2.78	2.87	-	2.89	2.95	3.03	-	3.03	3.09	3.18	-	3.14	3.21	3.31	-	3.25	3.31	3.42	-
		AMPS	9.2	9.4	9.7	-	9.9	10.2	10.5	-	10.8	11.0	11.4	-	11.5	11.8	12.1	-	12.2	12.5	12.9	-	12.9	13.2	13.7	-
		HI PR	233	250	264	-	261	281	297	-	297	319	337	-	338	364	384	-	380	409	432	-	420	452	478	-
	1275	LO PR	105	111	122	-	111	118	128	-	115	122	133	-	121	128	140	-	127	135	147	-	131	139	152	-
		MBh	34.4	35.4	38.3	41.1	33.6	34.6	37.4	40.2	32.8	33.7	36.5	39.2	32.0	32.9	35.6	38.2	30.4	31.3	33.8	36.3	28.1	29.0	31.4	33.7
		S/T	0.84	0.75	0.57	0.37	0.87	0.78	0.59	0.38	0.89	0.80	0.61	0.39	0.92	0.83	0.62	0.40	0.96	0.86	0.65	0.42	0.97	0.86	0.65	0.42
		DT	19	17	14	10	19	17	14	10	19	17	14	10	19	18	14	10	19	17	14	10	18	16	13	9
		KW	2.62	2.67	2.75	2.83	2.81	2.86	2.95	3.04	2.97	3.03	3.12	3.22	3.11	3.18	3.28	3.38	3.24	3.30	3.41	3.51	3.34	3.41	3.52	3.63
1125	AMPS	9.5	9.7	10.0	10.4	10.3	10.5	10.8	11.2	11.1	11.4	11.8	12.2	11.9	12.2	12.6	13.0	12.6	12.9	13.3	13.8	13.4	13.7	14.1	14.7	
	HI PR	241	260	274	286	271	292	308	321	308	332	350	365	351	378	399	416	395	425	449	468	436	469	496	517	
	LO PR	109	116	126	134	115	122	133	142	119	127	139	148	125	133	146	155	131	140	153	162	136	145	158	168	
	MBh	33.9	34.9	37.7	40.5	33.1	34.1	36.9	39.6	32.3	33.2	36.0	38.6	31.5	32.4	35.1	37.7	29.9	30.8	33.3	35.8	27.7	28.5	30.9	33.2	
	S/T	0.81	0.72	0.55	0.35	0.84	0.75	0.57	0.36	0.86	0.77	0.58	0.37	0.88	0.79	0.60	0.38	0.92	0.82	0.62	0.40	0.93	0.83	0.63	0.40	
1425	DT	20	18	15	10	20	18	15	10	20	18	15	10	20	18	15	10	20	18	15	10	18	17	14	10	
	KW	2.61	2.66	2.74	2.82	2.79	2.85	2.93	3.02	2.95	3.01	3.10	3.20	3.10	3.16	3.26	3.36	3.22	3.29	3.39	3.49	3.32	3.39	3.50	3.61	
	AMPS	9.5	9.7	10.0	10.3	10.2	10.4	10.8	11.2	11.1	11.3	11.7	12.1	11.8	12.1	12.5	12.9	12.5	12.8	13.3	13.8	13.3	13.6	14.0	14.6	
	HI PR	240	258	272	284	269	290	306	319	306	329	348	363	348	375	396	413	392	422	446	465	433	466	492	513	
	LO PR	108	115	125	133	114	121	132	141	118	126	138	147	124	132	145	154	130	139	151	161	135	144	157	167	
1125	MBh	32.2	33.1	35.9	38.5	31.4	32.4	35.0	37.6	30.7	31.6	34.2	36.7	29.9	30.8	33.3	35.8	28.4	29.3	31.7	34.0	26.3	27.1	29.3	31.5	
	S/T	0.77	0.69	0.52	0.34	0.80	0.72	0.54	0.35	0.82	0.73	0.56	0.36	0.85	0.76	0.57	0.37	0.88	0.79	0.59	0.38	0.89	0.79	0.60	0.39	
	DT	20	19	15	11	21	19	15	11	21	19	16	11	21	19	16	11	21	19	15	11	20	19	18	14	
	KW	2.57	2.62	2.70	2.77	2.75	2.81	2.89	2.97	2.91	2.97	3.06	3.15	3.05	3.11	3.21	3.31	3.17	3.23	3.33	3.44	3.27	3.34	3.44	3.55	
	AMPS	9.3	9.5	9.8	10.2	10.0	10.3	10.6	11.0	10.9	11.1	11.5	11.9	11.6	11.9	12.3	12.7	12.3	12.6	13.0	13.5	13.0	13.3	13.8	14.3	
1425	HI PR	235	253	267	278	264	284	300	312	300	323	341	355	342	368	388	405	384	413	437	455	424	457	482	503	
	LO PR	106	112	123	131	112	119	130	138	116	124	135	144	122	130	142	151	128	136	148	158	132	141	154	164	

Shaded area is ACCA (TV A) conditions
 High and low pressures are measured at the liquid and suction service valves.
 IDB: Entering Indoor Dry Bulb Temperature
 KW=Total system power
 AMPS=outdoor unit amps (comp.+fan)

COOLING PERFORMANCE DATA

G/VSZ130361A*

MODEL: G/VSZ130361A* / AR*F364216**

EXPANDED PERFORMANCE DATA

COOLING OPERATION

IDB*	Airflow	Outdoor Ambient Temperature																													
		65					75					85					95					105					115				
		59	63	67	71	75	59	63	67	71	75	59	63	67	71	75	59	63	67	71	75	59	63	67	71	75	59	63	67	71	75
80	MBh	34.98	35.75	38.19	40.82	34.17	34.91	37.30	39.88	33.35	34.08	36.41	38.93	32.54	33.25	35.53	37.98	30.91	31.59	33.75	36.08	28.64	29.26	31.26	33.42						
	S/T	0.92	0.87	0.70	0.53	0.96	0.90	0.73	0.55	0.98	0.92	0.75	0.56	1.00	0.95	0.77	0.58	1.00	1.00	0.80	0.60	1.00	1.00	0.81	0.60						
	DT	21	20	17	14	21	20	18	14	21	20	18	14	21	20	18	14	20	20	17	14	18	19	16	13						
	KW	2.64	2.69	2.77	2.85	2.83	2.88	2.97	3.06	2.99	3.05	3.15	3.24	3.14	3.20	3.30	3.40	3.26	3.33	3.43	3.54	3.37	3.44	3.55	3.66						
	AMPS	9.6	9.8	10.1	10.5	10.4	10.6	10.9	11.3	11.2	11.5	11.9	12.3	12.0	12.3	12.7	13.1	12.7	13.0	13.5	14.0	13.5	13.8	14.3	14.8						
	HIPR	244	262	277	289	274	294	311	324	311	335	354	369	354	381	403	420	399	429	453	473	441	474	501	522						
	LO PR	110	117	127	136	116	123	135	143	121	128	140	149	127	135	147	157	133	141	154	164	137	146	159	170						
	MBh	34.5	35.2	37.6	40.2	33.7	34.4	36.8	39.3	32.9	33.6	35.9	38.4	32.1	32.8	35.0	37.4	30.5	31.1	33.3	35.5	28.2	28.8	30.8	32.9						
	S/T	0.88	0.83	0.67	0.50	0.92	0.86	0.70	0.52	0.94	0.88	0.72	0.54	0.97	0.91	0.74	0.55	1.00	0.94	0.77	0.57	1.00	0.95	0.77	0.58						
	DT	22	21	18	15	22	21	19	15	22	21	19	15	22	21	19	15	22	21	18	15	20	20	17	14						
KW	2.63	2.68	2.76	2.84	2.81	2.87	2.95	3.04	2.98	3.04	3.13	3.23	3.12	3.19	3.28	3.39	3.24	3.31	3.41	3.52	3.35	3.42	3.53	3.64							
AMPS	9.5	9.8	10.1	10.4	10.3	10.5	10.9	11.3	11.2	11.4	11.8	12.2	11.9	12.2	12.6	13.1	12.7	13.0	13.4	13.9	13.4	13.7	14.2	14.7							
HIPR	242	261	275	287	272	292	309	322	309	333	351	366	352	379	400	417	396	426	450	469	438	471	497	519							
LO PR	109	116	127	135	115	123	134	142	120	127	139	148	126	134	146	155	132	140	153	163	136	145	158	169							
MBh	32.7	33.5	35.7	38.2	32.0	32.7	34.9	37.3	31.2	31.9	34.1	36.4	30.5	31.1	33.3	35.5	28.9	29.6	31.6	33.8	26.8	27.4	29.3	31.3							
S/T	0.85	0.79	0.65	0.48	0.88	0.82	0.67	0.50	0.90	0.84	0.69	0.51	0.93	0.87	0.71	0.53	0.96	0.90	0.74	0.55	0.97	0.91	0.74	0.55							
DT	23	22	19	15	23	22	19	15	23	22	19	15	23	22	19	15	23	22	19	15	21	20	17	14							
KW	2.59	2.64	2.72	2.80	2.77	2.83	2.91	3.00	2.93	2.99	3.08	3.18	3.07	3.14	3.23	3.33	3.19	3.26	3.36	3.47	3.30	3.37	3.47	3.58							
AMPS	9.4	9.6	9.9	10.3	10.1	10.3	10.7	11.1	11.0	11.2	11.6	12.0	11.7	12.0	12.4	12.8	12.4	12.7	13.1	13.6	13.2	13.5	13.9	14.4							
HIPR	237	255	270	281	266	287	303	316	303	326	344	359	345	371	392	409	388	418	441	460	429	461	487	508							
LO PR	107	114	124	132	113	120	131	140	117	125	136	145	123	131	143	152	129	137	150	160	134	142	155	165							

85	MBh	35.59	36.28	38.00	40.54	34.76	35.44	37.11	39.60	33.94	34.59	36.23	38.65	33.11	33.75	35.35	37.71	31.45	32.06	33.58	35.82	29.14	29.70	31.11	33.19
	S/T	0.97	0.93	0.84	0.68	1.00	0.97	0.87	0.71	1.00	0.99	0.90	0.73	1.00	1.00	0.92	0.75	1.00	1.00	0.96	0.78	1.00	1.00	0.97	0.78
	DT	22	22	21	18	22	22	21	18	22	22	21	18	21	22	21	18	20	21	21	18	19	19	17	17
	KW	2.66	2.71	2.79	2.87	2.85	2.91	2.99	3.08	3.02	3.08	3.17	3.27	3.16	3.23	3.33	3.43	3.29	3.36	3.46	3.57	3.39	3.47	3.57	3.69
	AMPS	9.7	9.9	10.2	10.6	10.4	10.7	11.0	11.4	11.3	11.6	12.0	12.4	12.1	12.4	12.8	13.3	12.9	13.2	13.6	14.1	13.6	13.9	14.4	14.9
	HIPR	246	265	280	292	276	297	314	328	314	338	357	373	358	385	407	424	403	433	458	477	445	479	506	527
	LO PR	111	118	129	137	117	125	136	145	122	129	141	151	128	136	148	158	134	143	156	166	139	147	161	171
	MBh	35.1	35.7	37.4	39.9	34.3	34.9	36.6	39.0	33.4	34.1	35.7	38.1	32.6	33.3	34.8	37.2	31.0	31.6	33.1	35.3	28.7	29.3	30.6	32.7
	S/T	0.93	0.89	0.81	0.65	0.96	0.93	0.84	0.68	0.98	0.95	0.86	0.70	1.00	0.98	0.89	0.72	1.00	1.00	0.92	0.75	1.00	1.00	0.93	0.75
	DT	23	23	22	19	24	23	22	19	24	23	22	19	24	24	22	19	22	23	22	19	21	21	20	18
KW	2.65	2.70	2.78	2.86	2.83	2.89	2.98	3.07	3.00	3.06	3.15	3.25	3.15	3.21	3.31	3.41	3.27	3.34	3.44	3.55	3.38	3.45	3.56	3.67	
AMPS	9.6	9.9	10.2	10.5	10.4	10.6	11.0	11.4	11.3	11.5	11.9	12.3	12.0	12.3	12.7	13.2	12.8	13.1	13.5	14.0	13.5	13.8	14.3	14.8	
HIPR	245	263	278	290	274	295	312	325	312	336	355	370	356	383	404	421	400	430	455	474	442	476	502	524	
LO PR	110	117	128	136	116	124	135	144	121	129	140	150	127	135	147	157	133	142	155	165	138	146	160	170	
MBh	33.3	34.0	35.6	37.9	32.5	33.2	34.7	37.1	31.8	32.4	33.9	36.2	31.0	31.6	33.1	35.3	29.4	30.0	31.4	33.5	27.3	27.8	29.1	31.1	
S/T	0.89	0.86	0.77	0.63	0.92	0.89	0.80	0.65	0.94	0.91	0.82	0.67	0.97	0.94	0.85	0.69	1.00	0.97	0.88	0.71	1.00	0.98	0.89	0.72	
DT	24	24	22	19	24	24	23	20	24	24	23	20	25	24	23	20	24	24	23	20	22	22	21	18	
KW	2.61	2.66	2.74	2.82	2.79	2.85	2.93	3.02	2.95	3.01	3.10	3.20	3.10	3.16	3.26	3.36	3.22	3.28	3.39	3.49	3.32	3.39	3.50	3.61	
AMPS	9.5	9.7	10.0	10.3	10.2	10.4	10.8	11.2	11.1	11.3	11.7	12.1	11.8	12.1	12.5	12.9	12.5	12.8	13.3	13.8	13.3	13.6	14.0	14.6	
HIPR	240	258	272	284	269	289	306	319	306	329	348	363	348	375	396	413	392	422	445	465	433	466	492	513	
LO PR	108	115	125	133	114	121	132	141	118	126	138	147	124	132	145	154	130	139	151	161	135	143	157	167	

Shaded area is A HRI Rating Conditions
 High and low pressures are measured at the liquid and suction service valves.
 IDB: Entering Indoor Dry Bulb Temperature
 KW=Total system power
 AMPS=Outdoor unit amps (comp. fan)

COOLING PERFORMANCE DATA

G/VSZ130361B*

EXPANDED PERFORMANCE DATA

MODEL: G/VSZ130361B* / AR*F364216**

COOLING OPERATION

IDB	Airflow	Outdoor Ambient Temperature												Cooling Operation												
		65				75				85				95				105				115				
		59	63	67	71	59	63	67	71	59	63	67	71	59	63	67	71	59	63	67	71	59	63	67	71	
70	1350	MBh	34.3	35.5	38.9	-	33.5	34.7	38.0	-	32.7	33.9	37.1	-	31.9	33.1	36.2	-	30.3	31.4	34.4	-	28.1	29.1	31.9	-
		ST	0.75	0.63	0.44	-	0.78	0.65	0.45	-	0.80	0.67	0.46	-	0.83	0.69	0.48	-	0.86	0.72	0.50	-	0.86	0.72	0.50	-
		°T	18	15	12	-	18	15	12	-	18	15	12	-	18	15	12	-	18	15	12	-	17	14	11	-
		KW	2.49	2.54	2.62	-	2.68	2.74	2.82	-	2.84	2.91	3.00	-	2.99	3.06	3.16	-	3.12	3.18	3.29	-	3.22	3.30	3.40	-
		AMPS	8.6	8.8	9.1	-	9.3	9.5	9.8	-	10.1	10.3	10.7	-	10.8	11.0	11.4	-	11.5	11.7	12.1	-	12.1	12.4	12.8	-
		HIPR	238	256	270	-	267	287	303	-	304	327	345	-	346	372	393	-	389	419	442	-	430	463	488	-
	1200	LO PR	107	114	124	-	113	120	131	-	118	125	137	-	124	131	144	-	130	138	150	-	134	143	156	-
		MBh	33.3	34.5	37.8	-	32.5	33.7	36.9	-	31.7	32.9	36.1	-	31.0	32.1	35.2	-	29.4	30.5	33.4	-	27.3	28.3	31.0	-
		ST	0.72	0.60	0.42	-	0.74	0.62	0.43	-	0.76	0.64	0.44	-	0.79	0.66	0.46	-	0.82	0.68	0.47	-	0.82	0.69	0.48	-
		°T	18	16	12	-	19	16	12	-	19	16	12	-	19	16	12	-	18	16	12	-	17	15	11	-
		KW	2.47	2.52	2.60	-	2.66	2.71	2.80	-	2.82	2.88	2.97	-	2.97	3.03	3.13	-	3.09	3.16	3.26	-	3.20	3.27	3.38	-
		AMPS	8.5	8.7	9.0	-	9.2	9.4	9.7	-	10.0	10.2	10.6	-	10.7	10.9	11.3	-	11.3	11.6	12.0	-	12.0	12.3	12.7	-
1050	HIPR	236	253	268	-	264	284	300	-	301	323	342	-	342	368	389	-	385	414	438	-	426	458	484	-	
	LO PR	106	113	123	-	112	119	130	-	116	124	135	-	122	130	142	-	128	136	149	-	133	141	154	-	
	MBh	30.7	31.9	34.9	-	30.0	31.1	34.1	-	29.3	30.4	33.3	-	28.6	29.6	32.5	-	27.2	28.2	30.8	-	25.2	26.1	28.6	-	
	ST	0.69	0.58	0.40	-	0.72	0.60	0.42	-	0.74	0.61	0.43	-	0.76	0.63	0.44	-	0.79	0.66	0.46	-	0.80	0.66	0.46	-	
	°T	19	16	12	-	19	16	12	-	19	16	12	-	19	16	12	-	19	16	12	-	18	15	12	-	
	KW	2.41	2.46	2.54	-	2.59	2.65	2.73	-	2.75	2.81	2.90	-	2.89	2.96	3.05	-	3.01	3.08	3.18	-	3.12	3.19	3.29	-	
75	1350	AMPS	8.3	8.5	8.8	-	9.0	9.2	9.5	-	9.7	10.0	10.3	-	10.4	10.6	11.0	-	11.0	11.3	11.7	-	11.7	12.0	12.4	-
		HIPR	228	246	260	-	256	276	291	-	292	314	331	-	332	357	377	-	374	402	425	-	413	444	469	-
		LO PR	103	109	120	-	109	116	126	-	113	120	131	-	119	126	138	-	124	132	144	-	129	137	149	-
		MBh	34.88	35.91	38.87	41.72	34.07	35.08	37.97	40.75	33.26	34.24	37.06	39.78	32.45	33.41	36.16	38.81	30.82	31.74	34.35	36.87	28.55	29.40	31.82	34.15
		ST	0.86	0.77	0.58	0.37	0.89	0.79	0.60	0.39	0.91	0.81	0.62	0.40	0.94	0.84	0.64	0.41	0.97	0.87	0.66	0.42	0.98	0.88	0.67	0.43
		°T	20	19	15	11	21	19	16	11	21	19	16	11	21	19	16	11	20	19	15	11	19	18	14	10
	1200	KW	2.51	2.56	2.64	2.73	2.70	2.76	2.84	2.94	2.87	2.93	3.02	3.12	3.02	3.08	3.18	3.29	3.14	3.21	3.32	3.43	3.25	3.32	3.43	3.55
		AMPS	8.7	8.9	9.2	9.5	9.4	9.6	9.9	10.3	10.2	10.4	10.8	11.2	10.9	11.1	11.5	11.9	11.6	11.8	12.2	12.7	12.2	12.5	13.0	13.4
		HIPR	240	259	273	285	270	290	306	320	307	330	349	364	349	376	397	414	393	423	447	466	434	467	493	515
		LO PR	108	115	126	134	114	122	133	141	119	126	138	147	125	133	145	154	131	139	152	162	135	144	157	167
		MBh	33.9	34.9	37.7	40.5	33.1	34.1	36.9	39.6	32.3	33.2	36.0	38.6	31.5	32.4	35.1	37.7	29.9	30.8	33.3	35.8	27.7	28.5	30.9	33.2
		ST	0.82	0.73	0.55	0.36	0.85	0.76	0.57	0.37	0.87	0.78	0.59	0.38	0.90	0.80	0.61	0.39	0.93	0.83	0.63	0.40	0.94	0.84	0.63	0.41
1050	°T	21	20	16	11	21	20	16	11	21	20	16	11	22	20	16	11	22	20	16	11	20	18	15	10	
	KW	2.49	2.54	2.62	2.70	2.68	2.74	2.82	2.91	2.85	2.91	3.00	3.10	2.99	3.06	3.16	3.26	3.12	3.19	3.29	3.40	3.22	3.30	3.40	3.52	
	AMPS	8.6	8.8	9.1	9.4	9.3	9.5	9.8	10.2	10.1	10.3	10.7	11.1	10.8	11.0	11.4	11.8	11.5	11.7	12.1	12.6	12.1	12.4	12.8	13.3	
	HIPR	238	256	270	282	267	287	303	316	304	327	345	360	346	372	393	410	389	419	442	461	430	463	489	510	
	LO PR	107	114	124	133	113	120	131	140	118	125	137	146	124	131	144	153	130	138	150	160	134	143	156	166	
	MBh	31.3	32.2	34.8	37.4	30.5	31.4	34.0	36.5	29.8	30.7	33.2	35.6	29.1	29.9	32.4	34.8	27.6	28.4	30.8	33.0	25.6	26.3	28.5	30.6	
ST	0.79	0.70	0.53	0.34	0.82	0.73	0.55	0.36	0.84	0.75	0.57	0.36	0.86	0.77	0.58	0.38	0.90	0.80	0.61	0.39	0.90	0.81	0.61	0.39		
1050	°T	22	20	16	11	22	20	16	11	22	20	16	11	22	20	17	11	22	20	16	11	22	20	19	15	
	KW	2.43	2.48	2.56	2.64	2.61	2.67	2.75	2.84	2.78	2.84	2.93	3.02	2.92	2.98	3.08	3.18	3.04	3.11	3.21	3.31	3.14	3.21	3.32	3.43	
	AMPS	8.4	8.6	8.9	9.2	9.0	9.3	9.6	9.9	9.8	10.0	10.4	10.8	10.5	10.7	11.1	11.5	11.1	11.4	11.8	12.2	11.8	12.1	12.5	13.0	
	HIPR	231	248	262	274	259	279	294	307	295	317	335	349	335	361	381	398	377	406	429	447	417	449	474	494	
	LO PR	104	111	121	129	110	117	128	136	114	121	133	141	120	128	139	148	126	134	146	155	130	138	151	161	
	MBh	28.1	29.1	31.7	34.3	27.3	28.3	31.0	33.6	26.5	27.5	30.2	32.8	25.7	26.7	29.4	32.0	24.9	25.9	28.6	31.2	23.1	24.1	26.8	29.4	

Shaded area is ACCA (TVA) conditions
 → High and low pressures are measured at the liquid and suction service valves.

KW=Total system power

AMPS=Outdoor unit amps (comp.+fan)

EXPANDED PERFORMANCE DATA

COOLING PERFORMANCE DATA

G/VSZ130361B*

MODEL: G/VSZ130361B* / AR*F364216**

COOLING OPERATION

IDB	Airflow	Outdoor Ambient Temperature															Cooling Operation														
		65					75					85					95					105					115				
		59	63	67	71	75	59	63	67	71	75	59	63	67	71	75	59	63	67	71	75	59	63	67	71	75	59	63	67	71	75
80	1350	MBh	35.50	36.27	38.75	41.43	34.67	35.43	37.85	40.46	33.85	34.59	36.96	39.50	33.02	33.74	36.05	38.54	31.37	32.06	34.25	36.61	29.06	29.69	31.72	33.91					
		S/T	0.94	0.88	0.72	0.54	1.00	0.91	0.74	0.56	1.00	0.94	0.76	0.57	1.00	0.97	0.79	0.59	1.00	1.00	0.82	0.61	1.00	1.00	0.82	0.62					
		° T	23	22	19	15	24	22	19	15	23	22	19	15	22	22	19	15	21	21	19	15	20	20	18	14					
		KW	2.53	2.58	2.66	2.75	2.72	2.78	2.87	2.96	2.89	2.95	3.05	3.15	3.04	3.11	3.21	3.32	3.17	3.24	3.35	3.46	3.28	3.35	3.46	3.58					
		AMPS	8.8	9.0	9.3	9.6	9.5	9.7	10.0	10.4	10.3	10.5	10.9	11.3	11.0	11.2	11.6	12.0	11.7	12.0	12.3	12.8	12.4	12.7	13.1	13.6					
	1200	HIPR	243	261	276	288	272	293	310	323	310	333	352	367	353	380	401	418	397	427	451	470	439	472	498	520					
		LO PR	109	116	127	135	116	123	134	143	120	128	139	148	126	134	146	156	132	141	153	163	137	145	159	169					
		MBh	34.5	35.2	37.6	40.2	33.7	34.4	36.8	39.3	32.9	33.6	35.9	38.4	32.1	32.8	35.0	37.4	30.5	31.1	33.3	35.5	28.2	28.8	30.8	32.9					
		S/T	0.90	0.84	0.68	0.51	0.93	0.87	0.71	0.53	0.95	0.89	0.73	0.54	0.98	0.92	0.75	0.56	1.00	0.96	0.78	0.58	1.00	0.96	0.78	0.59					
		° T	24	23	20	16	24	23	20	16	24	23	20	16	24	23	20	16	23	23	20	16	22	21	19	15					
1050	KW	2.51	2.56	2.64	2.73	2.70	2.76	2.85	2.94	2.87	2.93	3.02	3.12	3.02	3.08	3.18	3.29	3.14	3.21	3.32	3.43	3.25	3.32	3.43	3.55						
	AMPS	8.7	8.9	9.2	9.5	9.4	9.6	9.9	10.3	10.2	10.4	10.8	11.2	10.9	11.1	11.5	11.9	11.6	11.8	12.2	12.7	12.2	12.5	13.0	13.4						
	HIPR	240	259	273	285	270	290	306	320	307	330	349	364	349	376	397	414	393	423	447	466	434	467	493	515						
	LO PR	108	115	126	134	114	122	133	141	119	126	138	147	125	133	145	154	131	139	152	162	135	144	157	167						
	MBh	31.8	32.5	34.7	37.1	31.1	31.7	33.9	36.3	30.3	31.0	33.1	35.4	29.6	30.2	32.3	34.5	28.1	28.7	30.7	32.8	26.0	26.6	28.4	30.4						

IDB	Airflow	Outdoor Ambient Temperature															Cooling Operation														
		65					75					85					95					105					115				
		59	63	67	71	75	59	63	67	71	75	59	63	67	71	75	59	63	67	71	75	59	63	67	71	75	59	63	67	71	75
85	1350	MBh	36.12	36.82	38.56	41.14	35.28	35.96	37.66	40.18	34.44	35.11	36.77	39.22	33.60	34.25	35.87	38.27	31.92	32.54	34.08	36.35	29.57	30.14	31.57	33.68					
		S/T	0.98	0.95	0.86	0.70	1.00	0.98	0.89	0.72	1.00	1.00	0.91	0.74	1.00	1.00	0.94	0.76	1.00	1.00	0.98	0.79	1.00	1.00	0.98	0.80					
		° T	24	24	23	19	24	24	23	20	23	24	23	20	23	23	23	20	22	22	23	20	20	20	21	18					
		KW	2.55	2.60	2.68	2.77	2.74	2.80	2.89	2.99	2.91	2.98	3.07	3.18	3.07	3.13	3.24	3.34	3.20	3.27	3.37	3.49	3.31	3.38	3.49	3.61					
		AMPS	8.8	9.1	9.3	9.7	9.5	9.8	10.1	10.5	10.4	10.6	11.0	11.4	11.1	11.3	11.7	12.2	11.8	12.1	12.5	12.9	12.5	12.8	13.2	13.7					
	1200	HIPR	245	264	279	291	275	296	313	326	313	337	356	371	356	384	405	422	401	431	456	475	443	477	503	525					
		LO PR	110	117	128	137	117	124	135	144	121	129	141	150	127	135	148	158	133	142	155	165	138	147	160	171					
		MBh	35.1	35.7	37.4	39.9	34.3	34.9	36.6	39.0	33.4	34.1	35.7	38.1	32.6	33.3	34.8	37.2	31.0	31.6	33.1	35.3	28.7	29.3	30.6	32.7					
		S/T	0.94	0.91	0.82	0.66	0.97	0.94	0.85	0.69	1.00	0.96	0.87	0.70	1.00	0.99	0.90	0.73	1.00	1.00	0.93	0.76	1.00	1.00	0.94	0.76					
		° T	25	25	23	20	26	25	24	21	26	25	24	21	25	25	24	21	24	24	24	21	22	22	22	19					
1050	KW	2.53	2.58	2.66	2.75	2.72	2.78	2.87	2.96	2.89	2.95	3.05	3.15	3.04	3.11	3.21	3.32	3.17	3.24	3.35	3.46	3.28	3.35	3.46	3.58						
	AMPS	8.8	9.0	9.3	9.6	9.5	9.7	10.0	10.4	10.3	10.5	10.9	11.3	11.0	11.2	11.6	12.0	11.7	12.0	12.3	12.8	12.4	12.7	13.1	13.6						
	HIPR	243	261	276	288	272	293	310	323	310	333	352	367	353	380	401	418	397	427	451	470	439	472	498	520						
	LO PR	109	116	127	135	116	123	134	143	120	128	139	148	126	134	146	156	132	141	153	163	137	145	159	169						
	MBh	32.4	33.0	34.6	36.9	31.6	32.2	33.8	36.0	30.9	31.5	32.9	35.1	30.1	30.7	32.1	34.3	28.6	29.2	30.5	32.6	26.5	27.0	28.3	30.2						

Shaded area is ARI Rating Conditions
High and low pressures are measured at the liquid and suction service valves.

KW=Total system power

IDB: Entering Indoor Dry Bulb Temperature

AMPS=Outdoor unit amps (comp.+fan)

COOLING PERFORMANCE DATA

GZ130363A*

EXPANDED PERFORMANCE DATA

MODEL: GSZ130363A* / AR*F364216**

COOLING OPERATION

IDB		Outdoor Ambient Temperature																				115						
		65					75					85					95							105				
		59	63	67	71	75	59	63	67	71	75	59	63	67	71	75	59	63	67	71	75			59	63	67	71	75
70	Airflow																											
	MBh	33.8	35.0	38.4	-	33.0	34.2	37.5	-	32.2	33.4	36.6	-	31.4	32.6	35.7	-	29.9	31.0	33.9	-	27.7	28.7	31.4	-			
	S/T	0.76	0.63	0.44	-	0.79	0.66	0.45	-	0.80	0.67	0.47	-	0.83	0.69	0.48	-	0.86	0.72	0.50	-	0.87	0.73	0.50	-			
	DT	17	14	11	-	17	14	11	-	17	14	11	-	17	15	11	-	17	14	11	-	16	13	10	-			
	KW	2.52	2.57	2.65	-	2.70	2.76	2.84	-	2.86	2.92	3.01	-	3.01	3.07	3.17	-	3.13	3.19	3.30	-	3.23	3.30	3.41	-			
	A MPS	6.6	6.8	7.0	-	7.1	7.3	7.5	-	7.7	7.9	8.1	-	8.2	8.4	8.6	-	8.7	8.9	9.2	-	9.2	9.4	9.7	-			
	H IPR	238	256	270	-	267	287	303	-	303	327	345	-	346	372	393	-	389	418	442	-	430	462	488	-			
	LO PR	107	114	124	-	113	120	131	-	117	125	136	-	123	131	143	-	129	137	150	-	134	142	155	-			
	MBh	33.3	34.5	37.8	-	32.5	33.7	36.9	-	31.7	32.9	36.1	-	31.0	32.1	35.2	-	29.4	30.5	33.4	-	27.3	28.3	31.0	-			
	S/T	0.73	0.61	0.42	-	0.75	0.63	0.43	-	0.77	0.64	0.45	-	0.80	0.66	0.46	-	0.83	0.69	0.48	-	0.83	0.70	0.48	-			
	DT	17	15	11	-	18	15	12	-	18	15	12	-	18	15	12	-	18	15	12	-	16	14	11	-			
	KW	2.51	2.56	2.63	-	2.69	2.74	2.83	-	2.85	2.91	3.00	-	2.99	3.05	3.15	-	3.11	3.18	3.28	-	3.21	3.28	3.39	-			
A MPS	6.6	6.8	7.0	-	7.1	7.3	7.5	-	7.7	7.8	8.1	-	8.1	8.3	8.6	-	8.6	8.8	9.1	-	9.1	9.3	9.6	-				
H IPR	236	254	268	-	265	285	301	-	301	324	342	-	343	369	390	-	386	416	439	-	427	459	485	-				
LO PR	106	113	123	-	112	119	130	-	116	124	135	-	122	130	142	-	128	136	149	-	133	141	154	-				
MBh	31.6	32.8	35.9	-	30.9	32.0	35.1	-	30.2	31.3	34.3	-	29.4	30.5	33.4	-	28.0	29.0	31.7	-	25.9	26.8	29.4	-				
S/T	0.69	0.58	0.40	-	0.72	0.60	0.42	-	0.74	0.62	0.43	-	0.76	0.64	0.44	-	0.79	0.66	0.46	-	0.80	0.67	0.46	-				
DT	18	16	12	-	18	16	12	-	18	16	12	-	18	16	12	-	18	16	12	-	17	15	11	-				
KW	2.47	2.52	2.59	-	2.65	2.70	2.78	-	2.81	2.86	2.95	-	2.94	3.01	3.10	-	3.06	3.13	3.22	-	3.16	3.23	3.33	-				
A MPS	6.5	6.6	6.8	-	7.0	7.1	7.3	-	7.5	7.7	7.9	-	8.0	8.2	8.4	-	8.5	8.7	8.9	-	9.0	9.2	9.4	-				
H IPR	231	249	263	-	260	279	295	-	295	318	336	-	336	362	382	-	378	407	430	-	418	450	475	-				
LO PR	104	111	121	-	110	117	128	-	114	121	133	-	120	128	139	-	126	134	146	-	130	138	151	-				
75	MBh	34.37	35.39	38.30	41.11	33.57	34.56	37.41	40.15	32.77	33.74	36.52	39.20	31.97	32.92	35.63	38.24	30.37	31.27	33.85	36.33	28.14	28.97	31.36	33.65			
	S/T	0.86	0.77	0.58	0.37	0.89	0.80	0.60	0.39	0.91	0.82	0.62	0.40	0.94	0.84	0.64	0.41	0.98	0.88	0.66	0.43	0.99	0.88	0.67	0.43			
	DT	19	18	14	10	19	18	15	10	19	18	15	10	19	18	15	10	19	18	14	10	18	17	14	9.3			
	KW	2.54	2.59	2.67	2.7	2.72	2.78	2.87	3.0	2.89	2.95	3.04	3.1	3.03	3.10	3.19	3.3	3.15	3.22	3.32	3.4	3.26	3.33	3.43	3.5			
	A MPS	6.7	6.9	7.1	7.3	7.2	7.4	7.6	7.8	7.8	7.9	8.2	8.5	8.3	8.5	8.7	9.0	8.8	9.0	9.2	9.6	9.2	9.5	9.8	10.1			
	H IPR	240	259	273	284.7	270	290	306	319.5	307	330	348	363.4	349	376	397	413.8	393	423	446	465.6	434	467	493	514.4			
	LO PR	108	115	125	133.5	114	121	132	141.0	118	126	138	146.6	124	132	145	154.0	130	139	151	161.3	135	144	157	166.9			
	MBh	33.9	34.9	37.7	40.5	33.1	34.1	36.9	39.6	32.3	33.2	36.0	38.6	31.5	32.4	35.1	37.7	29.9	30.8	33.3	35.8	27.7	28.5	30.9	33.2			
	S/T	0.82	0.74	0.56	0.4	0.85	0.76	0.58	0.4	0.88	0.78	0.59	0.4	0.90	0.81	0.61	0.4	0.94	0.84	0.64	0.4	0.95	0.85	0.64	0.4			
	DT	20	19	15	10	20	19	15	11	20	19	15	11	21	19	15	11	20	19	15	11	19	17	14	9.9			
	KW	2.53	2.58	2.65	2.7	2.71	2.77	2.85	2.9	2.87	2.93	3.02	3.1	3.01	3.08	3.17	3.3	3.14	3.20	3.30	3.4	3.24	3.31	3.42	3.5			
	A MPS	6.7	6.8	7.0	7.3	7.2	7.3	7.5	7.8	7.7	7.9	8.1	8.4	8.2	8.4	8.7	9.0	8.7	8.9	9.2	9.5	9.2	9.4	9.7	10.1			
H IPR	239	257	271	282.7	268	288	304	317.3	304	328	346	360.8	347	373	394	411.0	390	420	443	462.3	431	464	490	510.8				
LO PR	107	114	124	132.5	113	120	131	140.0	118	125	137	145.5	124	131	144	152.9	130	138	150	160.2	134	143	156	165.7				
MBh	32.2	33.1	35.9	38.5	31.4	32.4	35.0	37.6	30.7	31.6	34.2	36.7	29.9	30.8	33.3	35.8	28.4	29.3	31.7	34.0	26.3	27.1	29.3	31.5				
S/T	0.79	0.71	0.53	0.3	0.82	0.73	0.55	0.4	0.84	0.75	0.57	0.4	0.87	0.77	0.59	0.4	0.90	0.80	0.61	0.4	0.91	0.81	0.61	0.4				
DT	21	19	16	11	21	19	16	11	21	19	16	11	21	20	16	11	21	19	16	11	20	18	15	10.2				
KW	2.49	2.54	2.61	2.7	2.67	2.72	2.81	2.9	2.83	2.89	2.97	3.1	2.97	3.03	3.12	3.2	3.09	3.15	3.25	3.4	3.19	3.26	3.36	3.5				
A MPS	6.6	6.7	6.9	7.1	7.0	7.2	7.4	7.7	7.6	7.8	8.0	8.3	8.1	8.3	8.5	8.8	8.6	8.8	9.0	9.3	9.0	9.2	9.5	9.9				
H IPR	234	252	266	277.1	262	282	298	310.9	298	321	339	353.6	340	366	386	402.7	382	411	434	453.1	422	455	480	500.6				
LO PR	105	112	122	130	111	118	129	137	115	123	134	143	121	129	141	150	127	135	147	157	131	140	152	162				

Shaded area is ACCA (TVIA) conditions IDB: Entering Indoor Dry Bulb Temperature KW=Total system power AMPS=outdoor unit amps (comp.+fan)
 High and low pressures are measured at the liquid and suction service valves.

COOLING PERFORMANCE DATA

GZ130363A*

EXPANDED PERFORMANCE DATA

MODEL: GSZ130363A* / AR*F364216**

COOLING OPERATION

IDB		65										75										85										95										105										115									
		Airflow					Entering Indoor Wet Bulb Temperature					Entering Indoor Dry Bulb Temperature					Entering Indoor Wet Bulb Temperature					Entering Indoor Dry Bulb Temperature					Entering Indoor Wet Bulb Temperature					Entering Indoor Dry Bulb Temperature					Entering Indoor Wet Bulb Temperature					Entering Indoor Dry Bulb Temperature																			
		59	63	67	71		59	63	67	71		59	63	67	71		59	63	67	71		59	63	67	71		59	63	67	71		59	63	67	71		59	63	67	71		59	63	67	71																
80	1425	MBh	34.98	35.75	36.19	40.82	34.17	34.91	37.30	39.88	33.35	34.08	36.41	38.93	32.54	33.25	35.53	37.98	30.91	31.59	33.75	36.08	30.91	31.59	33.75	36.08	30.91	31.59	33.75	36.08	30.91	31.59	33.75	36.08	30.91	31.59	33.75	36.08	28.64	29.26	31.26	33.42	28.64	29.26	31.26	33.42	28.64	29.26	31.26	33.42	28.64	29.26	31.26	33.42							
		S/T	0.94	0.89	0.72	0.54	0.98	0.92	0.75	0.56	1.00	0.94	0.77	0.57	1.00	0.97	0.79	0.59	1.00	1.00	0.82	0.61	1.00	1.00	0.82	0.61	1.00	1.00	0.82	0.61	1.00	1.00	0.82	0.61	1.00	1.00	0.82	0.61	1.00	1.00	0.82	0.61	1.00	1.00	0.82	0.61	1.00	1.00	0.82	0.61											
		DT	21	20	18	14	22	21	18	14	22	21	18	14	21	21	18	14	20	20	18	14	20	20	18	14	20	20	18	14	20	20	18	14	18	19	17	13.3	18	19	17	13.3	18	19	17	13.3	18	19	17	13.3											
		KW	2.56	2.61	2.69	2.8	2.75	2.80	2.89	3.0	2.91	2.97	3.06	3.2	3.06	3.12	3.22	3.3	3.18	3.25	3.35	3.5	3.18	3.25	3.35	3.5	3.18	3.25	3.35	3.5	3.18	3.25	3.35	3.5	3.29	3.36	3.46	3.6	3.29	3.36	3.46	3.6	3.29	3.36	3.46	3.6	3.29	3.36	3.46	3.6											
		AMPS	6.8	6.9	7.1	7.4	7.3	7.4	7.6	7.9	7.8	8.0	8.3	8.6	8.3	8.5	8.8	9.1	8.8	9.0	9.3	9.7	8.8	9.0	9.3	9.7	8.8	9.0	9.3	9.7	8.8	9.0	9.3	9.7	9.3	9.5	9.8	10.2	9.3	9.5	9.8	10.2	9.3	9.5	9.8	10.2	9.3	9.5	9.8	10.2											
		HI PR	243	261	276	287.6	272	293	309	322.7	310	333	352	367.0	353	380	401	418.0	397	427	451	470.3	397	427	451	470.3	397	427	451	470.3	397	427	451	470.3	438	472	498	519.6	438	472	498	519.6	438	472	498	519.6	438	472	498	519.6											
		LO PR	109	116	127	134.8	115	123	134	142.4	120	127	139	148.0	126	134	146	155.5	132	140	153	163.0	132	140	153	163.0	132	140	153	163.0	132	140	153	163.0	136	145	158	168.6	136	145	158	168.6	136	145	158	168.6	136	145	158	168.6											
		MBh	34.5	35.2	37.6	40.2	33.7	34.4	36.8	39.3	32.9	33.6	35.9	38.4	32.1	32.8	35.0	37.4	30.5	31.1	33.3	35.5	30.5	31.1	33.3	35.5	30.5	31.1	33.3	35.5	30.5	31.1	33.3	35.5	28.2	28.8	30.8	32.9	28.2	28.8	30.8	32.9	28.2	28.8	30.8	32.9															
		S/T	0.90	0.85	0.69	0.5	0.94	0.88	0.72	0.5	0.96	0.90	0.73	0.5	0.99	0.93	0.76	0.6	1.00	0.97	0.79	0.6	1.00	0.97	0.79	0.6	1.00	0.97	0.79	0.6	1.00	0.97	0.79	0.6	1.00	0.97	0.79	0.6	1.00	0.97	0.79	0.6	1.00	0.97	0.79	0.6															
		DT	22	22	19	15	23	22	19	15	23	22	19	15	23	22	19	15	23	22	19	15	23	22	19	15	23	22	19	15	23	22	19	15	20	20	18	14.1	20	20	18	14.1	20	20	18	14.1															
KW	2.55	2.60	2.67	2.8	2.73	2.79	2.87	3.0	2.89	2.95	3.05	3.1	3.04	3.10	3.20	3.3	3.16	3.23	3.33	3.4	3.16	3.23	3.33	3.4	3.16	3.23	3.33	3.4	3.27	3.34	3.44	3.6	3.27	3.34	3.44	3.6	3.27	3.34	3.44	3.6																					
AMPS	6.7	6.9	7.1	7.3	7.2	7.4	7.6	7.9	7.8	8.0	8.2	8.5	8.3	8.5	8.7	9.0	8.8	9.0	9.3	9.6	8.8	9.0	9.3	9.6	8.8	9.0	9.3	9.6	9.3	9.5	9.8	10.1	9.3	9.5	9.8	10.1	9.3	9.5	9.8	10.1																					
HI PR	241	259	274	285.6	270	291	307	320.5	308	331	349	364.5	350	377	398	415.1	394	424	448	467.0	394	424	448	467.0	394	424	448	467.0	435	468	495	516.0	435	468	495	516.0	435	468	495	516.0																					
LO PR	108	115	126	133.9	114	122	133	141.5	119	126	138	147.0	125	133	145	154.4	131	139	152	161.8	131	139	152	161.8	131	139	152	161.8	135	144	157	167.4	135	144	157	167.4																									
MBh	32.7	33.5	35.7	38.2	32.0	32.7	34.9	37.3	31.2	31.9	34.1	36.4	30.5	31.1	33.3	35.5	28.9	29.6	31.6	33.8	28.9	29.6	31.6	33.8	28.9	29.6	31.6	33.8	26.8	27.4	29.3	31.3	26.8	27.4	29.3	31.3																									
S/T	0.87	0.81	0.66	0.5	0.90	0.84	0.69	0.5	0.92	0.86	0.70	0.5	0.95	0.89	0.73	0.5	0.99	0.92	0.75	0.6	0.99	0.92	0.75	0.6	0.99	0.92	0.75	0.6	0.99	0.93	0.76	0.6	0.99	0.93	0.76	0.6																									
DT	23	22	19	15	23	22	20	16	23	23	20	16	24	23	20	16	24	23	20	16	23	22	19	16	23	22	19	16	22	21	18	14.5	22	21	18	14.5																									
KW	2.51	2.56	2.63	2.7	2.69	2.74	2.83	2.9	2.85	2.91	3.00	3.1	2.99	3.05	3.15	3.2	3.11	3.18	3.28	3.4	3.11	3.18	3.28	3.4	3.11	3.18	3.28	3.4	3.21	3.28	3.39	3.5	3.21	3.28	3.39	3.5																									
AMPS	6.6	6.8	7.0	7.2	7.1	7.3	7.5	7.7	7.7	7.8	8.1	8.4	8.1	8.3	8.6	8.9	8.6	8.8	9.1	9.4	8.6	8.8	9.1	9.4	8.6	8.8	9.1	9.4	9.1	9.3	9.6	10.0	9.1	9.3	9.6	10.0																									
HI PR	236	254	268	279.9	265	285	301	314.1	301	324	342	357.2	343	369	390	406.8	386	416	439	457.7	386	416	439	457.7	386	416	439	457.7	427	459	485	505.7	427	459	485	505.7																									
LO PR	106	113	123	131	112	119	130	139	116	124	135	144	122	130	142	151	128	136	149	159	128	136	149	159	128	136	149	159	133	141	154	164	133	141	154	164																									
85	1425	MBh	35.59	36.28	38.00	40.54	34.76	35.44	37.11	39.60	33.94	34.59	36.23	38.65	33.11	33.75	35.35	37.71	31.45	32.06	33.58	35.82	31.45	32.06	33.58	35.82	29.14	29.70	31.11	33.19	29.14	29.70	31.11	33.19																											
		S/T	0.99	0.96	0.86	0.70	1.00	0.99	0.89	0.72	1.00	1.00	0.92	0.74	1.00	1.00	0.95	0.77	1.00	1.00	0.98	0.80	1.00	1.00	0.98	0.80	1.00	1.00	0.99	0.80	1.00	1.00	0.99	0.80																											
		DT	23	22	21	18	22	23	21	19	22	22	21	19	21	22	22	19	20	21	21	18	20	21	21	18	19	19	20	17.2	19	19	20	17.2																											
		KW	2.58	2.63	2.71	2.8	2.77	2.82	2.91	3.0	2.93	2.99	3.09	3.2	3.08	3.14	3.24	3.3	3.20	3.27	3.38	3.5	3.20	3.27	3.38	3.5	3.31	3.38	3.49	3.6	3.31	3.38	3.49	3.6																											
		AMPS	6.8	7.0	7.2	7.4	7.3	7.5	7.7	8.0	7.9	8.1	8.3	8.6	8.4	8.6	8.9	9.2	8.9	9.1	9.4	9.7	8.9	9.1	9.4	9.7	9.4	9.6	9.9	10.3	9.4	9.6	9.9	10.3																											
		HI PR	245	264	278	290.5	275	296	313	325.9	313	337	355	370.7	356	383	405	422.2	401	431	455	475.0	401	431	455	475.0	443	476	503	524.8	443	476	503	524.8																											
		LO PR	110	117	128	136.2	116	124	135	143.9	121	129	140	149.5	127	135	147	157.1	133	142	155	164.6	133	142	155	164.6	138	146	160	170.3	138	146	160	170.3																											
		MBh	35.1	35.7	37.4	39.9	34.3	34.9	36.6	39.0	33.4	34.1	35.7	38.1	32.6	33.3	34.8	37.2	31.0	31.6	33.1	35.3	31.0	31.6	33.1	35.3	28.7	29.3	30.6	32.7	28.7	29.3	30.6	32.7																											
		S/T	0.95	0.91	0.83	0.7	0.98	0.95	0.86	0.7	1.00	0.97	0.88	0.7	1.00	1.00	0.91	0.7	1.00	1.00	0.94	0.8	1.00	1.00	0.94	0.8	1.00	1.00	0.95	0.8	1.00	1.00	0.95	0.8																											
		DT	24	24	22	19	24	24	23	20	24	24	23	20	24	24	23	20	24	24	23	20	22	23	22	19	21	21	21	18.1	21	21	21	18.1																											
KW	2.57	2.62	2.70	2.8	2.75	2.81	2.89	3.0	2.92	2.98	3.07	3.2	3.06	3.13	3.23	3.3	3.19	3.25	3.36	3.5	3.19	3.25	3.36	3.5	3.29	3.36	3.47	3.6	3.29	3.36	3.47	3.6																													
AMPS	6.8	6.9	7.1	7.4	7.3	7.4	7.7	7.9	7.9	8.0	8.3	8.6	8.4	8.5	8.8	9.1	8.9	9.1	9.3	9.7	8.9	9.1	9.3	9.7	9.4	9.6	9.9	10.2	9.4	9.6	9.9	10.2																													
HI PR	243	262	277	288.5</																																																									

COOLING PERFORMANCE DATA

G/VSZ130421A*

EXPANDED PERFORMANCE DATA

COOLING OPERATION

MODEL: G/VSZ130421A* / AR*F36421**

IDB	Airflow	Outdoor Ambient Temperature																													
		65					75					85					95					105					115				
		59	63	67	71	75	59	63	67	71	75	59	63	67	71	75	59	63	67	71	75	59	63	67	71	75	59	63	67	71	75
70	1519	MBh	39.7	41.1	45.1	-	38.8	40.2	44.0	-	37.8	39.2	43.0	-	36.9	38.3	41.9	-	35.1	36.4	39.8	-	35.1	36.4	39.8	-	32.5	33.7	36.9	-	
		S/T	0.74	0.62	0.43	-	0.77	0.64	0.45	-	0.79	0.66	0.46	-	0.82	0.68	0.47	-	0.85	0.71	0.49	-	0.85	0.71	0.49	-	0.85	0.71	0.49	-	
		DT	18	15	12	-	18	16	12	-	18	16	12	-	18	16	12	-	18	16	12	-	18	16	12	-	17	15	11	-	
		KW	2.89	2.95	3.04	-	3.10	3.17	3.27	-	3.29	3.36	3.47	-	3.46	3.54	3.65	-	3.60	3.68	3.80	-	3.60	3.68	3.80	-	3.73	3.81	3.93	-	
		AMPS	10.3	10.5	10.9	-	11.1	11.4	11.8	-	12.1	12.4	12.8	-	13.0	13.3	13.8	-	13.8	14.2	14.7	-	13.8	14.2	14.7	-	14.7	15.1	15.6	-	
	1350	HIPR	218	234	247	-	244	263	277	-	278	299	315	-	316	340	359	-	356	383	404	-	356	383	404	-	393	423	447	-	
		LO PR	107	114	124	-	113	120	131	-	118	125	137	-	124	131	144	-	130	138	150	-	130	138	150	-	134	143	156	-	
		MBh	38.5	39.9	43.8	-	37.6	39.0	42.7	-	36.7	38.1	41.7	-	35.8	37.1	40.7	-	34.1	35.3	38.7	-	34.1	35.3	38.7	-	31.5	32.7	35.8	-	
		S/T	0.71	0.59	0.41	-	0.73	0.61	0.43	-	0.75	0.63	0.44	-	0.78	0.65	0.45	-	0.81	0.67	0.47	-	0.81	0.67	0.47	-	0.81	0.68	0.47	-	
		DT	19	16	12	-	19	16	12	-	19	16	12	-	19	16	12	-	19	16	12	-	19	16	12	-	17	15	11	-	
	1181	KW	2.87	2.93	3.02	-	3.08	3.14	3.24	-	3.27	3.34	3.44	-	3.43	3.51	3.62	-	3.57	3.65	3.77	-	3.57	3.65	3.77	-	3.70	3.78	3.90	-	
		AMPS	10.2	10.4	10.8	-	11.0	11.3	11.7	-	12.0	12.3	12.7	-	12.9	13.2	13.6	-	13.7	14.1	14.5	-	13.7	14.1	14.5	-	14.6	14.9	15.4	-	
		HIPR	215	232	245	-	242	260	275	-	275	296	312	-	313	337	356	-	352	379	400	-	352	379	400	-	389	419	442	-	
		LO PR	106	113	123	-	112	119	130	-	116	124	135	-	122	130	142	-	128	136	149	-	128	136	149	-	133	141	154	-	
		MBh	35.6	36.9	40.4	-	34.7	36.0	39.4	-	33.9	35.1	38.5	-	33.1	34.3	37.6	-	31.4	32.6	35.7	-	31.4	32.6	35.7	-	29.1	30.2	33.1	-	
75	1519	S/T	0.68	0.57	0.40	-	0.71	0.59	0.41	-	0.73	0.61	0.42	-	0.75	0.63	0.43	-	0.78	0.65	0.45	-	0.78	0.65	0.45	-	0.78	0.66	0.45	-	
		DT	19	16	12	-	19	17	13	-	19	17	13	-	19	17	13	-	19	16	13	-	19	16	13	-	18	15	12	-	
		KW	2.80	2.86	2.94	-	3.01	3.07	3.17	-	3.19	3.26	3.36	-	3.35	3.42	3.53	-	3.49	3.56	3.68	-	3.49	3.56	3.68	-	3.61	3.68	3.80	-	
		AMPS	9.9	10.1	10.5	-	10.7	11.0	11.3	-	11.7	12.0	12.4	-	12.5	12.8	13.2	-	13.3	13.7	14.1	-	13.3	13.7	14.1	-	14.1	14.5	15.0	-	
		HIPR	209	225	237	-	234	252	266	-	267	287	303	-	304	327	345	-	342	368	388	-	342	368	388	-	377	406	429	-	
	1181	LO PR	103	109	120	-	109	116	126	-	113	120	131	-	119	126	138	-	124	132	144	-	124	132	144	-	129	137	149	-	
		MBh	40.4	41.6	45.0	48.3	39.4	40.6	43.9	47.2	38.5	39.6	42.9	46.0	37.5	38.7	41.8	44.9	35.7	36.7	39.7	42.7	33.0	34.0	36.8	39.5	35.7	36.7	39.7	42.7	
		S/T	0.84	0.76	0.57	0.37	0.88	0.78	0.59	0.38	0.90	0.80	0.61	0.39	0.93	0.83	0.63	0.40	0.96	0.86	0.65	0.42	0.97	0.87	0.66	0.42	0.96	0.86	0.65	0.42	
		DT	21	19	16	11	21	19	16	11	21	19	16	11	21	19	16	11	21	19	16	11	21	19	16	11	21	19	16	11	
		KW	2.91	2.97	3.06	3.16	3.13	3.19	3.29	3.40	3.32	3.39	3.50	3.61	3.49	3.57	3.68	3.80	3.63	3.71	3.83	3.96	3.76	3.84	3.97	4.10	3.63	3.71	3.83	3.96	
	75	1519	AMPS	10.4	10.6	11.0	11.4	11.2	11.5	11.9	12.4	12.2	12.5	13.0	13.5	13.1	13.4	13.9	14.4	14.0	14.3	14.8	15.4	14.8	15.2	15.7	16.4	14.0	14.3	14.8	15.4
			HIPR	220	236	250	260	247	265	280	292	280	302	319	332	319	344	363	379	359	387	408	426	397	427	451	471	359	387	408	426
			LO PR	108	115	126	134	114	122	133	141	119	126	138	147	125	133	145	154	131	139	152	162	135	144	157	167	131	139	152	162
			MBh	39.2	40.3	43.7	46.9	38.3	39.4	42.7	45.8	37.4	38.5	41.6	44.7	36.5	37.5	40.6	43.6	34.6	35.7	38.6	41.4	32.1	33.0	35.7	38.4	34.6	35.7	38.6	41.4
			S/T	0.81	0.72	0.55	0.35	0.84	0.75	0.57	0.36	0.86	0.77	0.58	0.37	0.88	0.79	0.60	0.38	0.92	0.82	0.62	0.40	0.93	0.83	0.63	0.40	0.92	0.82	0.62	0.40
1350		DT	22	20	16	11	22	20	16	11	22	20	16	11	22	20	17	11	22	20	16	11	22	20	16	11	22	20	16	11	
		KW	2.89	2.95	3.04	3.13	3.10	3.17	3.27	3.37	3.29	3.36	3.47	3.58	3.46	3.54	3.65	3.77	3.60	3.68	3.80	3.93	3.73	3.81	3.93	4.06	3.60	3.68	3.80	3.93	
		AMPS	10.3	10.5	10.9	11.3	11.1	11.4	11.8	12.2	12.1	12.4	12.8	13.3	13.0	13.3	13.8	14.3	13.8	14.2	14.7	15.3	14.7	15.1	15.6	16.2	13.8	14.2	14.7	15.3	
		HIPR	218	234	247	258	244	263	277	289	278	299	316	329	316	340	359	375	356	383	404	422	393	423	447	466	356	383	404	422	
		LO PR	107	114	124	133	113	120	131	140	118	125	137	146	124	131	144	153	130	138	150	160	134	143	156	166	130	138	150	160	
1181		MBh	36.2	37.2	40.3	43.3	35.3	36.4	39.4	42.3	34.5	35.5	38.4	41.2	33.6	34.6	37.5	40.2	32.0	32.9	35.6	38.2	29.6	30.5	33.0	35.4	32.0	32.9	35.6	38.2	
		S/T	0.78	0.69	0.53	0.34	0.81	0.72	0.55	0.35	0.83	0.74	0.56	0.36	0.85	0.76	0.58	0.37	0.88	0.79	0.60	0.39	0.89	0.80	0.60	0.39	0.88	0.79	0.60	0.39	
		DT	22	20	16	11	22	20	17	12	22	20	17	12	22	21	17	12	22	20	17	12	22	20	17	12	22	20	17	12	
		KW	2.82	2.88	2.97	3.06	3.03	3.09	3.19	3.29	3.22	3.28	3.39	3.50	3.38	3.45	3.56	3.68	3.52	3.59	3.71	3.83	3.64	3.71	3.84	3.96	3.52	3.59	3.71	3.83	
		AMPS	10.0	10.2	10.6	11.0	10.8	11.1	11.5	11.9	12.6	12.1	12.5	13.0	12.6	12.9	13.4	13.9	13.4	13.8	14.3	14.8	14.3	14.6	15.1	15.7	13.4	13.8	14.3	14.8	
75	HIPR	211	227	240	250	237	255	269	281	269	290	306	319	307	330	349	364	345	371	392	409	381	410	433	452	345	371	392	409		
	LO PR	104	111	121	129	110	117	128	136	114	121	133	141	120	128	139	148	126	134	146	155	130	138	151	161	126	134	146	155		

Shaded area is ACCA (TVA) conditions IDB: Entering Indoor Dry Bulb Temperature KW=Total system power
 High and low pressures are measured at the liquid and suction service valves. A MPS=outdoor unit amps (comp. -fan)

COOLING PERFORMANCE DATA

G/VSZ130421A*

EXPANDED PERFORMANCE DATA

EXPANDED PERFORMANCE DATA

MODEL: G/VSZ130421A* / AR*F36421**

IDB*	Airflow	Outdoor Ambient Temperature																																			
		65						75						85						95						105						115					
		59	63	67	71	75	79	59	63	67	71	75	79	59	63	67	71	75	79	59	63	67	71	75	79	59	63	67	71	75	79						
80	1519	MBh	41.1	42.0	44.8	47.9	40.1	41.0	43.8	46.8	39.2	40.0	42.8	45.7	38.2	39.0	41.7	44.6	36.3	37.1	39.6	42.4	34.6	35.4	38.1	41.0	33.6	34.4	36.7	39.2							
		S/T	0.93	0.87	0.71	0.53	0.96	0.90	0.73	0.55	1.00	0.92	0.75	0.56	1.00	0.95	0.78	0.58	1.00	1.00	0.81	0.60	1.00	1.00	0.81	0.61	1.00	1.00	0.81	0.60							
	DT	23	22	19	15	23	22	19	16	24	22	19	16	23	23	20	16	12	22	22	19	15	20	21	18	14	22	22	19	15							
	KW	2.93	3.00	3.09	3.18	3.15	3.22	3.32	3.43	3.35	3.42	3.53	3.64	3.52	3.59	3.71	3.83	3.66	3.74	3.87	3.99	3.79	3.87	4.00	4.13	3.79	3.87	4.00	4.13								
	AMPS	10.4	10.7	11.1	11.5	11.3	11.6	12.0	12.5	12.3	12.7	13.1	13.6	13.2	13.6	14.0	14.6	14.1	14.5	15.0	15.6	15.0	15.4	15.9	16.5	15.0	15.4	15.9	16.5								
	HIPR	222	239	252	263	249	268	283	295	283	305	322	336	323	347	367	382	363	391	412	430	401	432	456	475	401	432	456	475								
	LO PR	109	116	127	135	116	123	134	143	120	128	139	148	126	134	146	156	132	141	153	163	137	145	159	169	137	145	159	169								
	80	1350	MBh	39.9	40.8	43.5	46.5	39.0	39.8	42.5	45.5	38.0	38.9	41.5	44.4	37.1	37.9	40.5	35.2	36.0	38.5	41.1	32.6	33.4	35.6	38.1	32.6	33.4	35.6	38.1							
	S/T		0.88	0.83	0.67	0.50	0.92	0.86	0.70	0.52	0.94	0.88	0.72	0.54	0.97	0.91	0.74	0.55	1.00	0.94	0.77	0.57	1.00	0.95	0.77	0.58	1.00	0.95	0.77	0.58							
	1181	1350	DT	24	23	20	16	24	23	20	16	24	23	20	16	24	23	20	16	24	23	20	16	22	22	19	15	22	22	19	15						
KW			2.91	2.97	3.06	3.16	3.13	3.19	3.29	3.40	3.32	3.39	3.50	3.61	3.49	3.57	3.68	3.80	3.63	3.71	3.83	3.96	3.76	3.84	3.97	4.10	3.76	3.84	3.97	4.10							
AMPS		10.4	10.6	11.0	11.4	11.2	11.5	11.9	12.4	12.2	12.5	13.0	13.5	13.1	13.4	13.9	14.4	14.0	14.3	14.8	15.4	14.8	15.2	15.7	16.4	15.4	15.8	16.4	17.1								
HIPR		220	237	250	260	247	265	280	292	280	302	319	332	319	344	363	379	359	387	408	426	397	427	451	471	426	451	471	491								
LO PR		108	115	126	134	114	122	133	141	119	126	138	147	125	133	145	154	131	139	152	162	135	144	157	167	135	144	157	167								
80		1181	MBh	36.8	37.6	40.2	43.0	36.0	36.7	39.3	42.0	35.1	35.9	38.3	41.0	34.2	35.0	37.4	32.5	33.2	35.5	38.0	30.1	30.8	32.9	35.2	30.1	30.8	32.9	35.2							
S/T			0.85	0.80	0.65	0.49	0.88	0.83	0.67	0.50	0.91	0.85	0.69	0.52	0.93	0.88	0.71	0.53	0.97	0.91	0.74	0.55	0.98	0.92	0.75	0.56	0.98	0.92	0.75	0.56							
85		1519	DT	24	23	20	16	25	24	21	16	25	24	21	16	25	24	21	17	25	24	20	16	23	22	19	15	23	22	19	15						
			KW	2.84	2.90	2.99	3.08	3.06	3.12	3.22	3.32	3.24	3.31	3.41	3.52	3.41	3.48	3.59	3.71	3.55	3.62	3.74	3.86	3.67	3.75	3.87	3.99	3.67	3.75	3.87	3.99						
		AMPS	10.1	10.3	10.7	11.1	10.9	11.2	11.6	12.0	11.9	12.2	12.6	13.1	12.7	13.1	13.5	14.0	13.6	13.9	14.4	15.0	14.4	14.8	15.3	15.9	15.3	15.9	16.7	17.4							
	HIPR	213	229	242	253	239	257	272	284	272	293	309	322	310	333	352	367	349	375	396	413	385	414	438	456	413	438	456	476								
	LO PR	105	112	122	130	111	118	129	137	115	123	134	143	121	129	141	150	127	135	147	157	131	140	152	162	131	140	152	162								
	85	1350	MBh	41.8	42.6	44.6	47.6	40.8	41.6	43.6	46.5	39.9	40.6	42.5	45.4	38.9	39.6	41.5	44.3	36.9	37.6	39.4	42.1	34.2	34.9	36.5	39.0	34.2	34.9	36.5	39.0						
	S/T		0.97	0.94	0.85	0.69	1.00	0.97	0.88	0.71	1.00	0.90	0.73	0.54	1.00	0.90	0.73	0.54	1.00	1.00	0.96	0.78	1.00	1.00	0.97	0.79	1.00	1.00	0.97	0.79							
	1181	1350	DT	25	24	23	20	25	24	23	20	24	24	23	20	24	24	23	20	22	23	23	20	21	21	21	19	21	21	21	19						
			KW	2.96	3.02	3.11	3.21	3.18	3.25	3.35	3.45	3.37	3.45	3.56	3.67	3.55	3.62	3.74	3.86	3.69	3.77	3.90	4.03	3.82	3.90	4.03	4.17	3.82	3.90	4.03	4.17						
		AMPS	10.5	10.8	11.2	11.6	11.4	11.7	12.1	12.6	12.5	12.8	13.2	13.7	13.4	13.7	14.2	14.7	14.2	14.6	15.1	15.7	15.1	15.5	16.0	16.7	15.1	15.5	16.0	16.7							
HIPR		224	241	255	266	252	271	286	298	286	308	325	339	326	351	370	386	367	395	417	434	405	436	460	480	434	460	480	500								
LO PR		110	117	128	137	117	124	135	144	121	129	141	150	127	135	148	158	133	142	155	165	138	147	160	171	138	147	160	171								
85		1181	MBh	40.6	41.4	43.3	46.2	39.6	40.4	42.3	45.1	38.7	39.4	41.3	44.1	37.7	38.5	40.3	43.0	35.9	36.6	38.3	40.8	33.2	33.9	35.5	37.8	33.2	33.9	35.5	37.8						
S/T			0.93	0.89	0.81	0.65	0.96	0.93	0.84	0.68	0.98	0.95	0.86	0.70	1.00	0.98	0.89	0.72	1.00	1.00	0.92	0.75	1.00	1.00	0.93	0.75	1.00	1.00	0.93	0.75							
85		1350	DT	26	25	24	21	26	25	24	21	26	26	24	21	26	26	24	21	26	26	24	21	24	25	24	22	23	23	22	19						
			KW	2.93	3.00	3.09	3.18	3.15	3.22	3.32	3.43	3.35	3.42	3.53	3.64	3.52	3.59	3.71	3.83	3.66	3.74	3.87	3.99	3.79	3.87	4.00	4.13	3.79	3.87	4.00	4.13						
		AMPS	10.4	10.7	11.1	11.5	11.3	11.6	12.0	12.5	12.3	12.7	13.1	13.6	13.2	13.6	14.0	14.6	14.1	14.5	15.0	15.6	15.0	15.4	15.9	16.5	15.4	15.9	16.5	17.1							
	HIPR	222	239	252	263	249	268	283	295	283	305	322	336	323	347	367	382	363	391	412	430	401	432	456	475	432	456	475	495								
	LO PR	109	116	127	135	116	123	134	143	120	128	139	148	126	134	146	156	132	141	153	163	137	145	159	169	137	145	159	169								
	85	1181	MBh	37.5	38.2	40.0	42.7	36.6	37.3	39.1	41.7	35.7	36.4	38.1	40.7	34.8	35.5	37.2	39.7	33.1	33.7	35.3	37.7	30.7	31.3	32.7	34.9	30.7	31.3	32.7	34.9						
	S/T		0.89	0.86	0.78	0.63	0.93	0.89	0.81	0.65	0.95	0.92	0.83	0.67	0.98	0.95	0.85	0.69	1.00	0.98	0.89	0.72	1.00	0.99	0.89	0.72	1.00	0.99	0.89	0.72							
	85	1350	DT	26	26	24	21	26	26	25	21	26	26	25	21	27	26	25	21	26	26	24	21	24	24	23	20	24	24	23	20						
			KW	2.87	2.93	3.01	3.11	3.08	3.14	3.24	3.34	3.27	3.34	3.44	3.55	3.43	3.51	3.62	3.74	3.57	3.65	3.77	3.89	3.70	3.78	3.90	4.03	3.78	3.87	4.00	4.13						
		AMPS	10.2	10.4	10.8	11.2	11.0	11.3	11.7	12.1	12.0	12.3	12.7	13.2	12.9	13.2	13.6	14.2	13.7	14.1	14.5	15.1	14.5	14.9	15.4	16.0	15.4	15.9	16.5	17.1							
HIPR		215	232	245	255	242	260	275	286	275	296	312	326	313	337	356	371	352	379	400	417	389	419	442	461	417	442	461	481								
LO PR		106	113	123	131	112	119	130	139	116	124	135	144	122	130	142	151	128	136	149	159	133	141	154	164	133	141	154	164								

Shaded area is A HRI Rating Conditions
High and low pressures are measured at the liquid and suction service valves.

IDB: Entering Indoor Dry Bulb Temperature KW=Total system power AMPS=outdoor unit amps (comp.+fan)

COOLING PERFORMANCE DATA

G/VSZ130481A*

MODEL: G/VSZ130481A* /AR*F48601**

EXPANDED PERFORMANCE DATA

COOLING OPERATION

IDB* Airflow	Outdoor Ambient Temperature																								
	65				75				85				95				105				115				
	59	63	67	71	59	63	67	71	59	63	67	71	59	63	67	71	59	63	67	71	59	63	67	71	
1800	MBh	45.1	46.7	51.2	-	44.0	45.6	50.0	-	43.0	44.5	48.8	-	41.9	43.5	47.6	-	39.8	41.3	45.2	-	36.9	38.2	41.9	-
	S/T	0.76	0.63	0.44	-	0.79	0.66	0.46	-	0.81	0.67	0.47	-	0.83	0.70	0.48	-	0.86	0.72	0.50	-	0.87	0.73	0.50	-
	DT	17	15	11	-	18	15	12	-	18	15	12	-	18	15	12	-	18	15	12	-	16	14	11	-
	KW	3.33	3.39	3.48	-	3.55	3.62	3.72	-	3.75	3.82	3.93	-	3.92	4.00	4.12	-	4.07	4.15	4.28	-	4.20	4.28	4.41	-
	AMPS	11.8	12.1	12.5	-	12.7	13.0	13.5	-	13.8	14.2	14.6	-	14.8	15.2	15.7	-	15.7	16.1	16.7	-	16.7	17.1	17.7	-
	HIPR	234	252	266	-	262	282	298	-	298	321	339	-	340	366	386	-	382	411	434	-	422	454	480	-
	LO PR	111	118	129	-	117	125	136	-	122	129	141	-	128	136	148	-	134	143	156	-	139	147	161	-
	MBh	43.8	45.4	49.7	-	42.7	44.3	48.5	-	41.7	43.2	47.4	-	40.7	42.2	46.2	-	38.7	40.1	43.9	-	35.8	37.1	40.7	-
	S/T	0.72	0.60	0.42	-	0.75	0.63	0.43	-	0.77	0.64	0.45	-	0.79	0.66	0.46	-	0.82	0.69	0.48	-	0.83	0.69	0.48	-
	DT	18	16	12	-	18	16	12	-	18	16	12	-	19	16	12	-	18	16	12	-	17	15	11	-
1600	KW	3.31	3.37	3.46	-	3.53	3.59	3.70	-	3.72	3.79	3.90	-	3.89	3.97	4.09	-	4.04	4.12	4.24	-	4.17	4.25	4.38	-
	AMPS	11.7	12.0	12.3	-	12.6	12.9	13.4	-	13.7	14.0	14.5	-	14.7	15.0	15.5	-	15.6	16.0	16.5	-	16.5	16.9	17.5	-
	HIPR	231	249	263	-	260	279	295	-	295	318	336	-	336	362	382	-	378	407	430	-	418	450	475	-
	LO PR	110	117	127	-	116	123	135	-	120	128	140	-	127	135	147	-	133	141	154	-	137	146	159	-
	MBh	40.4	41.9	45.9	-	39.5	40.9	44.8	-	38.5	39.9	43.7	-	37.6	38.9	42.7	-	35.7	37.0	40.5	-	33.1	34.3	37.5	-
	S/T	0.70	0.58	0.40	-	0.72	0.60	0.42	-	0.74	0.62	0.43	-	0.77	0.64	0.44	-	0.79	0.66	0.46	-	0.80	0.67	0.46	-
	DT	19	16	12	-	19	16	12	-	19	16	12	-	19	16	12	-	19	16	12	-	17	15	11	-
	KW	3.24	3.30	3.39	-	3.45	3.52	3.62	-	3.64	3.71	3.82	-	3.81	3.88	4.00	-	3.95	4.03	4.15	-	4.07	4.15	4.28	-
	AMPS	11.4	11.6	12.0	-	12.3	12.6	13.0	-	13.3	13.7	14.1	-	14.3	14.6	15.1	-	15.2	15.5	16.1	-	16.1	16.5	17.0	-
	HIPR	224	242	255	-	252	271	286	-	286	308	326	-	326	351	371	-	367	395	417	-	406	436	461	-
LO PR	106	113	124	-	112	120	131	-	117	124	136	-	123	131	143	-	129	137	149	-	133	142	155	-	
1800	MBh	45.8	47.2	51.1	54.8	44.8	46.1	49.9	53.6	43.7	45.0	48.7	52.3	42.6	43.9	47.5	51.0	40.5	41.7	45.1	48.5	37.5	38.6	41.8	44.9
	S/T	0.86	0.77	0.58	0.38	0.89	0.80	0.61	0.39	0.92	0.82	0.62	0.40	0.95	0.85	0.64	0.41	0.98	0.88	0.66	0.43	0.99	0.89	0.67	0.43
	DT	20	19	15	11	20	19	15	11	20	19	15	11	21	19	16	11	20	19	15	11	19	17	14	10
	KW	3.35	3.41	3.51	3.61	3.58	3.65	3.75	3.86	3.78	3.85	3.96	4.08	3.95	4.03	4.15	4.27	4.10	4.18	4.31	4.44	4.23	4.32	4.45	4.58
	AMPS	11.9	12.2	12.6	13.0	12.9	13.2	13.6	14.1	14.0	14.3	14.8	15.3	14.9	15.3	15.8	16.4	15.9	16.3	16.8	17.5	16.8	17.3	17.8	18.5
	HIPR	236	254	268	280	265	285	301	314	301	324	342	357	343	369	390	407	386	415	439	458	427	459	485	506
	LO PR	112	119	130	138	118	126	137	146	123	131	143	152	129	137	150	160	135	144	157	167	140	149	163	173
	MBh	44.5	45.8	49.6	53.2	43.5	44.8	48.4	52.0	42.4	43.7	47.3	50.8	41.4	42.6	46.1	49.5	39.3	40.5	43.8	47.0	36.4	37.5	40.6	43.6
	S/T	0.82	0.74	0.56	0.36	0.85	0.76	0.58	0.37	0.87	0.78	0.59	0.38	0.90	0.81	0.61	0.39	0.94	0.84	0.63	0.41	0.94	0.84	0.64	0.41
	DT	21	19	16	11	21	20	16	11	21	20	16	11	21	20	16	11	21	19	16	11	20	18	15	10
1600	KW	3.33	3.39	3.48	3.58	3.55	3.62	3.72	3.83	3.75	3.82	3.93	4.05	3.92	4.00	4.12	4.24	4.07	4.15	4.28	4.41	4.20	4.28	4.41	4.55
	AMPS	11.8	12.1	12.5	12.9	12.7	13.0	13.5	14.0	13.8	14.2	14.6	15.2	14.8	15.2	15.7	16.3	15.7	16.1	16.7	17.3	16.7	17.1	17.7	18.4
	HIPR	234	252	266	277	262	282	298	311	298	321	339	354	340	366	386	403	382	411	434	453	422	454	480	501
	LO PR	111	118	129	137	117	125	136	145	122	129	141	151	128	136	149	158	134	143	156	166	139	147	161	171
	MBh	41.1	42.3	45.8	49.1	40.1	41.3	44.7	48.0	39.2	40.3	43.7	46.8	38.2	39.3	42.6	45.7	36.3	37.4	40.5	43.4	33.6	34.6	37.5	40.2
	S/T	0.79	0.71	0.54	0.35	0.82	0.74	0.56	0.36	0.84	0.75	0.57	0.37	0.87	0.78	0.59	0.38	0.90	0.81	0.61	0.39	0.91	0.81	0.62	0.40
	DT	21	20	16	11	22	20	16	11	22	20	16	11	22	20	16	11	22	20	16	11	20	19	15	10
	KW	3.26	3.32	3.41	3.51	3.48	3.54	3.64	3.75	3.67	3.74	3.85	3.96	3.84	3.91	4.03	4.15	3.98	4.06	4.18	4.31	4.10	4.19	4.31	4.44
	AMPS	11.5	11.7	12.1	12.6	12.4	12.7	13.1	13.6	13.5	13.8	14.2	14.8	14.4	14.7	15.2	15.8	15.3	15.7	16.2	16.8	16.2	16.6	17.2	17.8
	HIPR	227	244	258	269	254	274	289	302	289	311	329	343	330	355	375	391	371	399	421	439	410	441	466	486
LO PR	108	114	125	133	114	121	132	141	118	126	137	146	124	132	144	153	130	138	151	161	134	143	156	166	

Shaded area is ACCA (TVA) conditions IDB: Entering Indoor Dry Bulb Temperature KW=Total system power
 High and low pressures are measured at the liquid and suction service valves. AMPS=outdoor unit amps (comp.+fan)

COOLING PERFORMANCE DATA

G/VSZ130481A*

IDB* Airflow	Outdoor Ambient Temperature																								
	65				75				85				95				105				115				
	59	63	67	71	59	63	67	71	59	63	67	71	59	63	67	71	59	63	67	71	59	63	67	71	
1800	MBh	46.7	47.7	50.9	54.4	45.6	46.6	49.7	53.2	44.5	45.5	48.6	51.9	43.4	44.3	47.4	50.6	41.2	42.1	45.0	48.1	38.2	39.0	41.7	44.6
	S/T	0.95	0.89	0.72	0.54	1.00	0.92	0.75	0.56	1.00	0.94	0.77	0.57	1.00	1.00	0.79	0.59	1.00	1.00	0.82	0.61	1.00	1.00	0.83	0.62
	DT	23	22	19	15	23	22	19	15	23	22	19	15	22	23	19	15	21	22	19	15	20	20	18	14
	KW	3.38	3.44	3.53	3.63	3.60	3.67	3.78	3.89	3.80	3.88	3.99	4.11	3.98	4.06	4.18	4.31	4.13	4.22	4.34	4.48	4.26	4.35	4.48	4.62
	Amps	12.0	12.3	12.7	13.2	13.0	13.3	13.7	14.2	14.1	14.4	14.9	15.5	15.1	15.4	16.0	16.6	16.0	16.4	17.0	17.6	17.0	17.4	18.0	18.7
	HI PR	238	257	271	283	268	288	304	317	304	328	346	361	347	373	394	411	390	420	443	462	431	464	490	511
	LO PR	113	120	131	140	119	127	139	148	124	132	144	154	130	139	152	161	137	145	159	169	141	150	164	175
	MBh	45.3	46.3	49.5	52.9	44.2	45.2	48.3	51.6	43.2	44.1	47.2	50.4	42.1	43.1	46.0	49.2	40.0	40.9	43.7	46.7	37.1	37.9	40.5	43.3
	S/T	0.90	0.85	0.69	0.51	0.94	0.88	0.71	0.53	0.96	0.90	0.73	0.55	0.99	0.93	0.76	0.56	1.00	0.96	0.78	0.59	1.00	0.97	0.79	0.59
	DT	23	23	20	16	24	23	20	16	24	23	20	16	24	23	20	16	23	23	20	16	21	21	18	15
KW	3.35	3.41	3.51	3.61	3.58	3.65	3.75	3.86	3.78	3.85	3.96	4.08	3.95	4.03	4.15	4.28	4.10	4.18	4.31	4.44	4.23	4.32	4.45	4.58	
Amps	11.9	12.2	12.6	13.0	12.9	13.2	13.6	14.1	14.0	14.3	14.8	15.3	14.9	15.3	15.8	16.4	15.9	16.3	16.8	17.5	16.8	17.3	17.8	18.5	
HI PR	236	254	268	280	265	285	301	314	301	324	342	357	343	369	390	407	386	415	439	458	427	459	485	506	
LO PR	112	119	130	139	118	126	137	146	123	131	143	152	129	137	150	160	135	144	157	167	140	149	163	173	
MBh	41.8	42.7	45.6	48.8	40.8	41.7	44.6	47.7	39.9	40.7	43.5	46.5	38.9	39.7	42.5	45.4	36.9	37.8	40.3	43.1	34.2	35.0	37.4	39.9	
S/T	0.87	0.82	0.66	0.50	0.90	0.85	0.69	0.51	0.92	0.87	0.71	0.53	0.95	0.90	0.73	0.54	0.99	0.93	0.76	0.57	1.00	0.94	0.76	0.57	
DT	24	23	20	16	24	23	20	16	24	23	20	16	24	23	20	16	24	23	20	16	22	22	19	15	
KW	3.28	3.34	3.43	3.53	3.50	3.57	3.67	3.77	3.69	3.77	3.87	3.99	3.87	3.94	4.06	4.18	4.01	4.09	4.21	4.34	4.14	4.22	4.34	4.48	
Amps	11.6	11.8	12.2	12.7	12.5	12.8	13.2	13.7	13.6	13.9	14.4	14.9	14.5	14.9	15.4	16.0	15.5	15.8	16.4	17.0	16.4	16.8	17.3	18.0	
HI PR	229	246	260	271	257	277	292	305	326	315	332	346	333	358	378	395	375	403	426	444	414	445	470	490	
LO PR	109	116	126	134	115	122	133	142	119	127	139	148	125	133	146	155	131	140	152	162	136	144	158	168	
1800	MBh	47.5	48.4	50.7	54.1	46.4	47.3	49.5	52.8	45.3	46.1	48.3	51.6	44.2	45.0	47.1	50.3	42.0	42.8	44.8	47.8	38.9	39.6	41.5	44.3
	S/T	0.99	0.96	0.86	0.67	1.00	0.99	0.90	0.73	1.00	1.00	0.92	0.74	1.00	1.00	0.95	0.77	1.00	1.00	0.98	0.80	1.00	1.00	0.99	0.80
	DT	24	24	22	19	24	24	23	20	23	24	23	20	23	23	23	20	21	22	22	19	20	20	21	18
	KW	3.40	3.46	3.56	3.66	3.63	3.70	3.80	3.92	3.83	3.91	4.02	4.14	4.01	4.09	4.21	4.34	4.16	4.25	4.38	4.51	4.30	4.38	4.52	4.66
	Amps	12.1	12.4	12.8	13.3	13.1	13.4	13.9	14.4	14.2	14.6	15.1	15.6	15.2	15.6	16.1	16.7	16.2	16.6	17.1	17.8	17.2	17.6	18.2	18.9
	HI PR	241	259	274	285	270	291	307	320	307	331	349	364	350	377	398	415	394	424	448	467	435	468	495	516
	LO PR	114	122	133	141	121	128	140	149	125	133	146	155	132	140	153	163	138	147	160	171	143	152	166	177
	MBh	46.1	47.0	49.2	52.5	45.0	45.9	48.1	51.3	43.9	44.8	46.9	50.1	42.9	43.7	45.8	48.8	40.7	41.5	43.5	46.4	37.7	38.5	40.3	43.0
	S/T	0.95	0.91	0.82	0.67	0.98	0.95	0.85	0.69	1.00	0.97	0.88	0.71	1.00	1.00	0.90	0.73	1.00	1.00	0.94	0.76	1.00	1.00	0.95	0.77
	DT	25	25	23	20	25	25	24	20	25	25	24	20	25	25	24	21	23	24	23	20	22	22	22	19
KW	3.38	3.44	3.53	3.63	3.60	3.67	3.78	3.89	3.80	3.88	3.99	4.11	3.98	4.06	4.18	4.31	4.13	4.22	4.34	4.48	4.26	4.35	4.48	4.62	
Amps	12.0	12.3	12.7	13.2	13.0	13.3	13.7	14.2	14.1	14.4	14.9	15.5	15.1	15.4	16.0	16.6	16.0	16.4	17.0	17.6	17.0	17.4	18.0	18.7	
HI PR	238	257	271	283	268	288	304	317	304	328	346	361	347	373	394	411	390	420	443	462	431	464	490	511	
LO PR	113	120	131	140	119	127	139	148	124	132	144	154	130	139	152	161	137	145	159	169	141	150	164	175	
MBh	42.5	43.4	45.4	48.5	41.5	42.4	44.4	47.3	40.6	41.3	43.3	46.2	39.6	40.3	42.2	45.1	37.6	38.3	40.1	42.8	34.8	35.5	37.2	39.7	
S/T	0.91	0.88	0.79	0.64	0.95	0.91	0.82	0.67	0.97	0.94	0.84	0.68	1.00	0.97	0.87	0.71	1.00	1.00	0.90	0.73	1.00	1.00	0.91	0.74	
DT	25	25	24	21	26	25	24	21	26	25	24	21	26	26	24	21	25	25	24	21	23	23	22	19	
KW	3.31	3.37	3.46	3.56	3.53	3.59	3.69	3.80	3.72	3.79	3.90	4.02	3.89	3.97	4.09	4.21	4.04	4.12	4.24	4.37	4.17	4.25	4.38	4.51	
Amps	11.7	12.0	12.3	12.8	12.6	12.9	13.3	13.8	13.7	14.0	14.5	15.1	14.7	15.0	15.5	16.1	15.6	16.0	16.5	17.1	16.5	16.9	17.5	18.2	
HI PR	231	249	263	274	260	279	295	308	295	318	335	350	336	362	382	399	378	407	430	448	418	450	475	495	
LO PR	110	117	127	136	116	123	135	143	120	128	140	149	127	135	147	157	133	141	154	164	137	146	159	170	

Shaded area is AHR1 Rating Conditions
 High and low pressures are measured at the liquid and suction service valves.
 IDB: Entering Indoor Dry Bulb Temperature
 KW=Total system power
 AMPS=outdoor unit amps (comp.+fan)

COOLING PERFORMANCE DATA

GSZ130483A*

EXPANDED PERFORMANCE DATA

MODEL: GSZ130483A* / AR*F486016**

COOLING OPERATION

IDB	Airflow	Outdoor Ambient Temperature												Cooling Operation												
		65				75				85				95				105				115				
		59	63	67	71	59	63	67	71	59	63	67	71	59	63	67	71	59	63	67	71	59	63	67	71	
70	1800	MBh	45.1	46.7	51.2	-	44.0	45.6	50.0	-	43.0	44.5	48.8	-	41.9	43.5	47.6	-	39.8	41.3	45.2	-	36.9	38.2	41.9	-
		S/T	0.76	0.63	0.44	-	0.79	0.66	0.46	-	0.81	0.67	0.47	-	0.83	0.70	0.48	-	0.86	0.72	0.50	-	0.87	0.73	0.50	-
		DT	17	15	11	-	18	15	12	-	18	15	12	-	18	15	12	-	18	15	12	-	16	14	11	-
		KW	3.26	3.32	3.42	-	3.49	3.55	3.66	-	3.69	3.76	3.88	-	3.87	3.95	4.07	-	4.02	4.10	4.23	-	4.15	4.24	4.37	-
		AMPS	7.5	7.7	7.9	-	8.1	8.3	8.5	-	8.7	8.9	9.2	-	9.3	9.5	9.8	-	9.9	10.1	10.4	-	10.4	10.7	11.0	-
		HI PR	239	257	271	-	268	288	304	-	304	328	346	-	347	373	394	-	390	420	443	-	431	464	490	-
	1600	LO PR	107	114	124	-	113	120	131	-	118	125	137	-	124	131	144	-	130	138	150	-	134	143	156	-
		MBh	43.8	45.4	49.7	-	42.7	44.3	48.5	-	41.7	43.2	47.4	-	40.7	42.2	46.2	-	38.7	40.1	43.9	-	35.8	37.1	40.7	-
		S/T	0.72	0.60	0.42	-	0.75	0.63	0.43	-	0.77	0.64	0.45	-	0.79	0.66	0.46	-	0.82	0.69	0.48	-	0.83	0.69	0.48	-
		DT	18	16	12	-	18	16	12	-	18	16	12	-	19	16	12	-	18	16	12	-	17	15	11	-
		KW	3.23	3.29	3.39	-	3.46	3.53	3.63	-	3.66	3.73	3.85	-	3.84	3.92	4.04	-	3.99	4.07	4.20	-	4.12	4.20	4.33	-
		AMPS	7.4	7.6	7.8	-	8.0	8.2	8.4	-	8.7	8.9	9.1	-	9.2	9.4	9.7	-	9.8	10.0	10.3	-	10.3	10.6	10.9	-
1400	HI PR	236	254	268	-	265	285	301	-	301	324	342	-	343	369	390	-	386	416	439	-	427	459	485	-	
	LO PR	106	113	123	-	112	119	130	-	116	124	135	-	122	130	142	-	128	136	149	-	133	141	154	-	
	MBh	40.4	41.9	45.9	-	39.5	40.9	44.8	-	38.5	39.9	43.7	-	37.6	38.9	42.7	-	35.7	37.0	40.5	-	33.1	34.3	37.5	-	
	S/T	0.70	0.58	0.40	-	0.72	0.60	0.42	-	0.74	0.62	0.43	-	0.77	0.64	0.44	-	0.79	0.66	0.46	-	0.80	0.67	0.46	-	
	DT	19	16	12	-	19	16	12	-	19	16	12	-	19	16	12	-	19	16	12	-	17	15	11	-	
	KW	3.16	3.22	3.31	-	3.38	3.45	3.55	-	3.58	3.65	3.76	-	3.75	3.83	3.94	-	3.89	3.98	4.10	-	4.02	4.10	4.23	-	
75	1800	MBh	45.84	47.20	51.09	54.83	44.77	46.10	49.90	53.55	43.71	45.00	48.71	52.28	42.64	43.90	47.52	51.00	40.51	41.71	45.15	48.45	37.52	38.64	41.82	44.88
		S/T	0.86	0.77	0.58	0.38	0.89	0.80	0.61	0.39	0.92	0.82	0.62	0.40	0.95	0.85	0.64	0.41	0.98	0.88	0.66	0.43	0.99	0.89	0.67	0.43
		DT	20	19	15	11	20	19	15	11	20	19	15	11	21	19	16	11	20	19	15	11	19	17	14	10
		KW	3.28	3.34	3.44	3.54	3.51	3.58	3.69	3.80	3.72	3.79	3.91	4.03	3.90	3.98	4.10	4.23	4.05	4.14	4.26	4.40	4.18	4.27	4.40	4.55
		AMPS	7.6	7.7	8.0	8.3	8.1	8.3	8.6	8.9	8.8	9.0	9.3	9.6	9.4	9.6	9.9	10.3	9.9	10.2	10.5	10.9	10.5	10.8	11.1	11.5
		HI PR	241	259	274	286	270	291	307	320	307	331	349	364	350	377	398	415	394	424	448	467	435	468	495	516
	1600	LO PR	108	115	126	134	114	122	133	141	119	126	138	147	125	133	145	154	131	139	152	162	135	144	157	167
		MBh	44.5	45.8	49.6	53.2	43.5	44.8	48.4	52.0	42.4	43.7	47.3	50.8	41.4	42.6	46.1	49.5	39.3	40.5	43.8	47.0	36.4	37.5	40.6	43.6
		S/T	0.82	0.74	0.56	0.36	0.85	0.76	0.58	0.37	0.87	0.78	0.59	0.38	0.90	0.81	0.61	0.39	0.94	0.84	0.63	0.41	0.94	0.84	0.64	0.41
		DT	21	19	16	11	21	20	16	11	21	20	16	11	21	20	16	11	21	19	16	11	20	18	15	10
		KW	3.26	3.32	3.42	3.52	3.49	3.56	3.66	3.77	3.69	3.76	3.88	4.00	3.87	3.95	4.07	4.20	4.02	4.10	4.23	4.36	4.15	4.24	4.37	4.51
		AMPS	7.5	7.7	7.9	8.2	8.1	8.3	8.5	8.8	8.7	8.9	9.2	9.5	9.3	9.5	9.8	10.2	9.9	10.1	10.4	10.8	10.4	10.7	11.0	11.4
1400	HI PR	239	257	271	283	268	288	304	317	304	328	346	361	347	373	394	411	390	420	443	462	431	464	490	511	
	LO PR	107	114	124	133	113	120	131	140	118	125	137	146	124	131	144	153	130	138	150	160	134	143	156	166	
	MBh	41.1	42.3	45.8	49.1	40.1	41.3	44.7	48.0	39.2	40.3	43.7	46.8	38.2	39.34	42.6	45.7	36.3	37.4	40.5	43.4	33.6	34.6	37.5	40.2	
	S/T	0.79	0.71	0.54	0.35	0.82	0.74	0.56	0.36	0.84	0.75	0.57	0.37	0.87	0.78	0.59	0.38	0.90	0.81	0.61	0.39	0.91	0.81	0.62	0.40	
	DT	21	20	16	11	22	20	16	11	22	20	16	11	22	20	16	11	22	20	16	11	20	19	15	10	
	KW	3.19	3.25	3.34	3.44	3.41	3.48	3.58	3.68	3.60	3.68	3.79	3.90	3.78	3.86	3.97	4.10	3.93	4.01	4.13	4.26	4.05	4.14	4.27	4.40	
AMPS	7.3	7.5	7.7	8.0	7.9	8.0	8.3	8.6	8.5	8.7	9.0	9.3	9.1	9.3	9.6	9.9	9.6	9.8	10.1	10.5	10.1	10.4	10.7	11.1		
HI PR	231	249	263	274	260	279	295	308	295	318	336	350	336	362	382	399	378	407	430	448	418	450	475	496		
LO PR	104	111	121	129	110	117	128	136	114	121	133	141	120	128	139	148	126	134	146	155	130	138	151	161		

Shaded area is ACCA (TVA) conditions IDB: Entering Indoor Dry Bulb Temperature KW=Total system power

High and low pressures are measured at the liquid and suction service valves. AMPS=Outdoor unit amps (comp. #fan)

COOLING PERFORMANCE DATA

GSZ130483A*

EXPANDED PERFORMANCE DATA

MODEL: GSZ130483A* / AR*F486016**

COOLING OPERATION

IDB	Airflow	Outdoor Ambient Temperature												Cooling Operation												
		65				75				85				95				105				115				
		59	63	67	71	59	63	67	71	59	63	67	71	59	63	67	71	59	63	67	71	59	63	67	71	
80	1800	MBh	46.66	47.67	50.93	54.45	45.57	46.57	49.75	53.18	44.49	45.46	48.56	51.92	43.40	44.35	47.38	50.65	41.23	42.13	45.01	48.12	38.19	39.03	41.89	44.57
		S/T	0.95	0.89	0.72	0.54	1.00	0.92	0.75	0.56	1.00	0.94	0.77	0.57	1.00	1.00	0.79	0.59	1.00	1.00	0.82	0.61	1.00	1.00	0.83	0.62
		DT	23	22	19	15	23	22	19	15	23	22	19	15	22	23	19	15	21	22	19	15	20	20	18	14
		KW	3.30	3.37	3.47	3.57	3.54	3.61	3.72	3.83	3.75	3.82	3.94	4.06	3.93	4.01	4.13	4.26	4.08	4.17	4.30	4.43	4.22	4.31	4.44	4.58
		AMPS	7.6	7.8	8.0	8.3	8.2	8.4	8.7	9.0	8.9	9.1	9.4	9.7	9.5	9.7	10.0	10.3	10.0	10.3	10.6	11.0	10.6	10.9	11.2	11.6
		HIPR	243	262	277	288	273	294	310	324	311	334	353	368	354	381	402	419	398	428	452	472	440	473	500	521
		LO PR	109	116	127	135	116	123	134	143	120	128	139	148	126	134	146	156	132	141	153	163	137	145	159	169
		MBh	45.3	46.3	49.5	52.9	44.2	45.2	48.3	51.6	43.2	44.1	47.2	50.4	42.1	43.1	46.0	49.2	40.0	40.9	43.7	46.7	37.1	37.9	40.5	43.3
		S/T	0.90	0.85	0.69	0.51	0.94	0.88	0.71	0.53	0.96	0.90	0.73	0.55	0.99	0.93	0.76	0.56	1.00	0.96	0.78	0.59	1.00	0.97	0.79	0.59
		DT	23	23	20	16	24	23	20	16	24	23	20	16	24	23	20	16	23	23	20	16	21	21	18	15
KW	3.28	3.34	3.44	3.54	3.51	3.58	3.69	3.80	3.72	3.79	3.91	4.03	3.90	3.98	4.10	4.23	4.05	4.14	4.26	4.40	4.18	4.27	4.41	4.55		
AMPS	7.6	7.7	8.0	8.3	8.1	8.3	8.6	8.9	8.8	9.0	9.3	9.6	9.4	9.6	9.9	10.3	10.0	10.2	10.5	10.9	10.5	10.8	11.1	11.5		
HIPR	241	259	274	286	270	291	307	320	308	331	349	364	350	377	398	415	394	424	448	467	435	468	495	516		
LO PR	108	115	126	134	114	122	133	141	119	126	138	147	125	133	145	154	131	139	152	162	135	144	157	167		
MBh	41.8	42.7	45.6	48.8	40.8	41.7	44.6	47.7	39.9	40.7	43.5	46.5	38.9	39.7	42.5	45.4	36.9	37.8	40.3	43.1	34.2	35.0	37.4	39.9		
S/T	0.87	0.82	0.66	0.50	0.90	0.85	0.69	0.51	0.92	0.87	0.71	0.53	0.95	0.90	0.73	0.54	0.99	0.93	0.76	0.57	1.00	0.94	0.76	0.57		
DT	24	23	20	16	24	23	20	16	24	23	20	16	24	23	20	16	24	23	20	16	22	22	19	15		
KW	3.21	3.27	3.36	3.46	3.43	3.50	3.60	3.71	3.63	3.71	3.82	3.93	3.81	3.89	4.00	4.13	3.96	4.04	4.16	4.29	4.08	4.17	4.30	4.44		
AMPS	7.4	7.5	7.8	8.0	7.9	8.1	8.4	8.7	8.6	8.8	9.0	9.4	9.1	9.3	9.6	10.0	9.7	9.9	10.2	10.6	10.2	10.5	10.8	11.2		
HIPR	234	252	266	277	262	282	298	311	298	321	339	354	340	366	386	403	382	411	434	453	422	454	480	501		
LO PR	105	112	122	130	111	118	129	137	115	123	134	143	121	129	141	150	127	135	147	157	131	140	152	162		
MBh	47.47	48.39	50.68	54.07	46.37	47.26	49.50	52.81	45.26	46.14	48.32	51.55	44.16	45.01	47.14	50.29	41.95	42.76	44.79	47.78	38.86	39.61	41.49	44.26		
S/T	0.99	0.96	0.86	0.70	1.00	0.99	0.90	0.73	1.00	1.00	0.92	0.74	1.00	1.00	0.95	0.77	1.00	1.00	0.98	0.80	1.00	1.00	0.99	0.80		
DT	24	24	22	19	24	24	23	20	23	23	24	23	23	23	23	20	21	22	22	19	20	20	21	18		
KW	3.33	3.39	3.49	3.60	3.56	3.64	3.74	3.86	3.77	3.85	3.97	4.09	3.96	4.04	4.16	4.30	4.11	4.20	4.33	4.47	4.25	4.34	4.48	4.62		
AMPS	7.7	7.9	8.1	8.4	8.3	8.5	8.7	9.0	9.0	9.2	9.5	9.8	9.5	9.8	10.1	10.4	10.1	10.4	10.7	11.1	10.7	11.0	11.3	11.7		
HIPR	246	265	279	291	276	297	313	327	314	338	356	372	357	384	406	423	402	433	457	476	444	478	505	526		
LO PR	110	117	128	137	117	124	135	144	121	129	141	150	127	135	148	158	133	142	155	165	138	147	160	171		
MBh	46.1	47.0	49.2	52.5	45.0	45.9	48.1	51.3	43.9	44.8	46.9	50.1	42.9	43.7	45.8	48.8	40.7	41.5	43.5	46.4	37.7	38.5	40.3	43.0		
S/T	0.95	0.91	0.82	0.67	0.98	0.95	0.85	0.69	1.00	0.97	0.88	0.71	1.00	1.00	0.90	0.73	1.00	1.00	0.94	0.76	1.00	1.00	0.95	0.77		
DT	25	25	23	20	25	25	24	20	25	25	24	20	25	25	24	21	23	24	23	20	22	22	22	19		
KW	3.30	3.37	3.47	3.57	3.54	3.61	3.72	3.83	3.75	3.82	3.94	4.06	3.93	4.01	4.13	4.26	4.08	4.17	4.30	4.43	4.22	4.31	4.44	4.58		
AMPS	7.6	7.8	8.0	8.3	8.2	8.4	8.7	9.0	8.9	9.1	9.4	9.7	9.5	9.7	10.0	10.3	10.0	10.3	10.6	11.0	10.6	10.9	11.2	11.6		
HIPR	243	262	277	288	273	294	310	324	311	334	353	368	354	381	402	419	398	428	452	472	440	473	500	521		
LO PR	109	116	127	135	116	123	134	143	120	128	139	148	126	134	146	156	132	141	153	163	137	145	159	169		
MBh	42.5	43.4	45.4	48.5	41.5	42.4	44.4	47.3	40.6	41.3	43.3	46.2	39.6	40.3	42.2	45.1	37.6	38.3	40.1	42.8	34.8	35.5	37.2	39.7		
S/T	0.91	0.88	0.79	0.64	0.95	0.91	0.82	0.67	0.97	0.94	0.84	0.68	1.00	0.97	0.87	0.71	1.00	1.00	0.90	0.73	1.00	1.00	0.91	0.74		
DT	25	25	24	21	26	25	24	21	26	25	24	21	26	26	24	21	25	25	24	21	23	23	22	19		
KW	3.23	3.29	3.39	3.49	3.46	3.53	3.63	3.74	3.66	3.73	3.85	3.96	3.84	3.92	4.03	4.16	3.99	4.07	4.20	4.33	4.12	4.20	4.33	4.47		
AMPS	7.4	7.6	7.8	8.1	8.0	8.2	8.4	8.7	8.7	8.8	9.1	9.5	9.2	9.4	9.7	10.1	9.8	10.0	10.3	10.7	10.3	10.6	10.9	11.3		
HIPR	236	254	268	280	265	285	301	314	301	324	342	357	343	369	390	407	386	415	439	458	427	459	485	506		
LO PR	106	113	123	131	112	119	130	139	116	124	135	144	122	130	142	151	128	136	149	159	133	141	154	164		

Shaded area is AHRI Rating Conditions

High and low pressures are measured at the liquid and suction service valves.

IDB: Entering Indoor Dry Bulb Temperature

KW=Total system power

AMPS=Outdoor unit amps (comp.-fan)

COOLING PERFORMANCE DATA

GSZ130484A*

EXPANDED PERFORMANCE DATA

MODEL: GSZ130484A* / AR*F486016**

COOLING OPERATION

IDB	Airflow	Outdoor Ambient Temperature												Cooling Operation												
		65				75				85				95				105				115				
		59	63	67	71	59	63	67	71	59	63	67	71	59	63	67	71	59	63	67	71	59	63	67	71	
70	1800	MBh	45.1	46.7	51.2	-	44.0	45.6	50.0	-	43.0	44.5	48.8	-	41.9	43.5	47.6	-	39.8	41.3	45.2	-	36.9	38.2	41.9	-
		S/T	0.76	0.63	0.44	-	0.79	0.66	0.46	-	0.81	0.67	0.47	-	0.83	0.70	0.48	-	0.86	0.72	0.50	-	0.87	0.73	0.50	-
		DT	17	15	11	-	18	15	12	-	18	15	12	-	18	15	12	-	18	15	12	-	16	14	11	-
		KW	3.25	3.31	3.41	-	3.48	3.54	3.65	-	3.68	3.75	3.87	-	3.86	3.94	4.06	-	4.01	4.09	4.22	-	4.14	4.23	4.36	-
		AMPS	4.4	4.5	4.7	-	4.7	4.9	5.0	-	5.1	5.2	5.4	-	5.5	5.6	5.7	-	5.8	5.9	6.1	-	6.1	6.2	6.4	-
		LO PR	107	114	124	-	113	120	131	-	118	125	137	-	124	131	144	-	130	138	150	-	134	143	156	-
	1600	MBh	43.8	45.4	49.7	-	42.7	44.3	48.5	-	41.7	43.2	47.4	-	40.7	42.2	46.2	-	38.7	40.1	43.9	-	35.8	37.1	40.7	-
		S/T	0.72	0.60	0.42	-	0.75	0.63	0.43	-	0.77	0.64	0.45	-	0.79	0.66	0.46	-	0.82	0.69	0.48	-	0.83	0.69	0.48	-
		DT	18	16	12	-	18	16	12	-	18	16	12	-	19	16	12	-	18	16	12	-	17	15	11	-
		KW	3.22	3.28	3.38	-	3.45	3.52	3.62	-	3.65	3.72	3.84	-	3.83	3.91	4.03	-	3.98	4.06	4.19	-	4.11	4.19	4.32	-
		AMPS	4.4	4.5	4.6	-	4.7	4.8	5.0	-	5.1	5.2	5.4	-	5.4	5.5	5.7	-	5.7	5.9	6.0	-	6.0	6.2	6.4	-
		LO PR	240	259	273	-	270	290	306	-	307	330	348	-	349	376	397	-	393	423	447	-	434	467	493	-
1400	MBh	40.4	41.9	45.9	-	39.5	40.9	44.8	-	38.5	39.9	43.7	-	37.6	38.9	42.7	-	35.7	37.0	40.5	-	33.1	34.3	37.5	-	
	S/T	0.70	0.58	0.40	-	0.72	0.60	0.42	-	0.74	0.62	0.43	-	0.77	0.64	0.44	-	0.79	0.66	0.46	-	0.80	0.67	0.46	-	
	DT	19	16	12	-	19	16	12	-	19	16	12	-	19	16	12	-	19	16	12	-	17	15	11	-	
	KW	3.15	3.21	3.30	-	3.37	3.44	3.54	-	3.57	3.64	3.75	-	3.74	3.82	3.93	-	3.88	3.97	4.09	-	4.01	4.09	4.22	-	
	AMPS	4.3	4.4	4.5	-	4.6	4.7	4.8	-	5.0	5.1	5.2	-	5.3	5.4	5.6	-	5.6	5.7	5.9	-	5.9	6.0	6.2	-	
	LO PR	233	251	265	-	262	281	297	-	297	320	338	-	339	365	385	-	381	410	433	-	421	453	479	-	
75	1800	MBh	45.84	47.20	51.09	54.83	44.77	46.10	49.90	53.55	43.71	45.00	48.71	52.28	42.64	43.90	47.52	51.00	40.51	41.71	45.15	48.45	37.52	38.64	41.82	44.88
		S/T	0.86	0.77	0.58	0.38	0.89	0.80	0.61	0.39	0.92	0.82	0.62	0.40	0.95	0.85	0.64	0.41	0.98	0.88	0.66	0.43	0.99	0.89	0.67	0.43
		DT	20	19	15	11	20	19	15	11	20	19	15	11	21	19	16	11	20	19	15	11	19	17	14	10
		KW	3.27	3.33	3.43	3.53	3.50	3.57	3.68	3.79	3.71	3.78	3.90	4.02	3.89	3.97	4.09	4.22	4.04	4.13	4.25	4.39	4.17	4.26	4.39	4.54
		AMPS	4.5	4.6	4.7	4.9	4.8	4.9	5.0	5.2	5.2	5.3	5.4	5.6	5.5	5.6	5.8	6.0	5.8	6.0	6.1	6.4	6.2	6.3	6.5	6.7
		LO PR	245	264	279	291	275	296	313	326	313	337	356	371	356	383	405	422	401	431	456	475	443	477	503	525
	1600	MBh	44.5	45.8	49.6	53.2	43.5	44.8	48.4	52.0	42.4	43.7	47.3	50.8	41.4	42.6	46.1	49.5	39.3	40.5	43.8	47.0	36.4	37.5	40.6	43.6
		S/T	0.82	0.74	0.56	0.36	0.85	0.76	0.58	0.37	0.87	0.78	0.59	0.38	0.90	0.81	0.61	0.39	0.94	0.84	0.63	0.41	0.94	0.84	0.64	0.41
		DT	21	19	16	11	21	20	16	11	21	20	16	11	21	20	16	11	21	19	16	11	20	18	15	10
		KW	3.25	3.31	3.41	3.51	3.48	3.55	3.65	3.76	3.68	3.75	3.87	3.99	3.86	3.94	4.06	4.19	4.01	4.09	4.22	4.35	4.14	4.23	4.36	4.50
		AMPS	4.4	4.5	4.7	4.8	4.8	4.9	5.0	5.2	5.1	5.2	5.4	5.6	5.5	5.6	5.8	6.0	5.8	5.9	6.1	6.3	6.1	6.2	6.4	6.7
		LO PR	243	261	276	288	272	293	310	323	310	333	352	367	353	380	401	418	397	427	451	470	439	472	498	520
1400	MBh	41.1	42.3	45.8	49.1	40.1	41.3	44.7	48.0	39.2	40.3	43.7	46.8	38.2	39.34	42.6	45.7	36.3	37.4	40.5	43.4	33.6	34.6	37.5	40.2	
	S/T	0.79	0.71	0.54	0.35	0.82	0.74	0.56	0.36	0.84	0.75	0.57	0.37	0.87	0.78	0.59	0.38	0.90	0.81	0.61	0.39	0.91	0.81	0.62	0.40	
	DT	21	20	16	11	22	20	16	11	22	20	16	11	22	20	16	11	22	20	16	11	20	19	15	10	
	KW	3.18	3.24	3.33	3.43	3.40	3.47	3.57	3.67	3.59	3.67	3.78	3.89	3.77	3.85	3.96	4.09	3.92	4.00	4.12	4.25	4.04	4.13	4.26	4.39	
	AMPS	4.3	4.4	4.5	4.7	4.6	4.7	4.9	5.0	5.0	5.1	5.3	5.4	5.3	5.4	5.6	5.8	5.6	5.8	5.9	6.1	5.9	6.1	6.3	6.5	
	LO PR	235	253	268	279	264	284	300	313	300	323	341	356	342	368	389	406	385	414	438	456	425	458	483	504	

Shaded area is ACCA (TVA) conditions

High and low pressures are measured at the liquid and suction service valves.

IDB: Entering Indoor Dry Bulb Temperature

KW=Total system power

AMPS=Outdoor unit amps (comp.-4fan)

COOLING PERFORMANCE DATA

GSZ130484A*

EXPANDED PERFORMANCE DATA

MODEL: GSZ130484A* / AR*F486016**

COOLING OPERATION

IDB	Airflow	Outdoor Ambient Temperature																																																																																																																																																																																																																																																																																																																																																																																																																																																																																																																																																																																																																																																																																																																																																																																																																																																																																																																																																																																																																																																																																									
		65						75						85						95						105						115																																																																																																																																																																																																																																																																																																																																																																																																																																																																																																																																																																																																																																																																																																																																																																																																																																																																																																																																																																																																																																																											
		59	63	67	71	75	79	59	63	67	71	75	79	59	63	67	71	75	79	59	63	67	71	75	79	59	63	67	71	75	79																																																																																																																																																																																																																																																																																																																																																																																																																																																																																																																																																																																																																																																																																																																																																																																																																																																																																																																																																																																																																																																												
80	1800	MBh	46.66	47.67	50.93	54.45	45.57	46.57	49.75	53.18	44.49	45.46	48.56	51.92	43.40	44.35	47.38	50.65	41.23	42.13	45.01	48.12	38.19	39.03	41.89	44.57	S/T	0.95	0.89	0.72	0.54	1.00	0.92	0.75	0.56	1.00	0.94	0.77	0.57	1.00	0.90	0.79	0.59	1.00	1.00	0.82	0.61	1.00	1.00	0.83	0.62	DT	23	22	19	15	23	22	19	15	22	23	19	15	21	22	19	15	21	22	19	15	20	20	18	14	KW	3.29	3.36	3.46	3.56	3.53	3.60	3.71	3.82	3.74	3.81	3.93	4.05	3.92	4.00	4.12	4.25	4.07	4.16	4.29	4.42	4.21	4.30	4.43	4.57	AMPS	4.5	4.6	4.7	4.9	4.8	4.9	5.1	5.3	5.2	5.3	5.5	5.7	5.5	5.7	5.9	6.1	5.9	6.0	6.2	6.4	6.2	6.4	6.6	6.8	HI PR	248	267	281	294	278	299	316	329	316	340	359	375	360	387	409	427	405	436	460	480	447	482	508	530	LO PR	109	116	127	135	116	123	134	143	120	128	139	148	126	134	146	156	132	141	153	163	137	145	159	169	MBh	45.3	46.3	49.5	52.9	44.2	45.2	48.3	51.6	43.2	44.1	47.2	50.4	42.1	43.1	46.0	49.2	40.0	40.9	43.7	46.7	37.1	37.9	40.5	43.3	S/T	0.90	0.85	0.69	0.51	0.94	0.88	0.71	0.53	0.96	0.90	0.73	0.55	0.99	0.93	0.76	0.56	1.00	0.96	0.78	0.59	1.00	0.97	0.79	0.59	DT	23	23	20	16	24	23	20	16	24	23	20	16	24	23	20	16	23	23	20	16	21	21	18	15	KW	3.27	3.33	3.43	3.53	3.50	3.57	3.68	3.79	3.71	3.78	3.90	4.02	3.89	3.97	4.09	4.22	4.04	4.13	4.25	4.39	4.17	4.26	4.40	4.54	AMPS	4.5	4.6	4.7	4.9	4.8	4.9	5.0	5.2	5.2	5.3	5.5	5.6	5.5	5.6	5.8	6.0	5.8	6.0	6.2	6.4	6.2	6.3	6.5	6.7	HI PR	245	264	279	291	275	296	313	326	313	337	356	371	356	384	405	422	401	431	456	475	443	477	503	525	LO PR	108	115	126	134	114	122	133	141	119	126	138	147	125	133	145	154	131	139	152	162	135	144	157	167	MBh	41.8	42.7	45.6	48.8	40.8	41.7	44.6	47.7	39.9	40.7	43.5	46.5	38.9	39.7	42.5	45.4	36.9	37.8	40.3	43.1	34.2	35.0	37.4	39.9	S/T	0.87	0.82	0.66	0.50	0.90	0.85	0.69	0.51	0.92	0.87	0.71	0.53	0.95	0.90	0.73	0.54	0.99	0.93	0.76	0.57	1.00	0.94	0.76	0.57	DT	24	23	20	16	24	23	20	16	24	23	20	16	24	23	20	16	24	23	20	16	22	22	19	15	KW	3.20	3.26	3.35	3.45	3.42	3.49	3.59	3.70	3.62	3.70	3.81	3.92	3.80	3.88	3.99	4.12	3.95	4.03	4.15	4.28	4.07	4.16	4.29	4.43	AMPS	4.4	4.4	4.6	4.7	4.7	4.8	4.9	5.1	5.0	5.2	5.3	5.5	5.4	5.5	5.7	5.8	5.7	5.8	6.0	6.2	6.0	6.1	6.3	6.6	HI PR	238	256	270	282	267	287	303	316	304	327	345	360	346	372	393	410	389	419	442	461	430	462	488	509	LO PR	105	112	122	130	111	118	129	137	115	123	134	143	121	129	141	150	127	135	147	157	131	140	152	162	MBh	47.47	48.39	50.68	54.07	46.37	47.26	49.50	52.81	45.26	46.14	48.32	51.55	44.16	45.01	47.14	50.29	41.95	42.76	44.79	47.78	38.86	39.61	41.49	44.26	S/T	0.99	0.96	0.86	0.70	1.00	0.99	0.90	0.73	1.00	1.00	0.92	0.74	1.00	1.00	0.95	0.77	1.00	1.00	0.98	0.80	1.00	1.00	0.99	0.80	DT	24	24	22	19	24	24	23	20	23	23	23	20	23	23	23	20	21	22	22	19	20	20	21	18	KW	3.32	3.38	3.48	3.59	3.55	3.63	3.73	3.85	3.76	3.84	3.96	4.08	3.95	4.03	4.15	4.29	4.10	4.19	4.32	4.46	4.24	4.33	4.47	4.61	AMPS	4.5	4.6	4.8	4.9	4.9	5.0	5.1	5.3	5.3	5.4	5.5	5.7	5.6	5.7	5.9	6.1	5.9	6.1	6.3	6.5	6.3	6.4	6.6	6.8	HI PR	250	269	284	296	281	302	319	333	319	344	363	378	364	391	413	431	409	440	465	485	452	486	514	536	LO PR	110	117	128	137	117	124	135	144	121	129	141	150	127	135	148	158	133	142	155	165	138	147	160	171	MBh	46.1	47.0	49.2	52.5	45.0	45.9	48.1	51.3	43.9	44.8	46.9	50.1	42.9	43.7	45.8	48.8	40.7	41.5	43.5	46.4	37.7	38.5	40.3	43.0	S/T	0.95	0.91	0.82	0.67	0.98	0.95	0.85	0.69	1.00	0.97	0.88	0.71	1.00	1.00	0.90	0.73	1.00	1.00	0.94	0.76	1.00	1.00	0.95	0.77	DT	25	25	23	20	25	25	24	20	25	25	24	20	25	25	24	21	23	24	23	20	22	22	22	19	KW	3.29	3.36	3.46	3.56	3.53	3.60	3.71	3.82	3.74	3.81	3.93	4.05	3.92	4.00	4.12	4.25	4.07	4.16	4.29	4.42	4.21	4.30	4.43	4.57	AMPS	4.5	4.6	4.7	4.9	4.8	4.9	5.1	5.3	5.2	5.3	5.5	5.7	5.5	5.7	5.9	6.1	5.9	6.0	6.2	6.4	6.2	6.4	6.6	6.8	HI PR	248	267	281	294	278	299	316	329	316	340	359	375	360	387	409	427	405	436	460	480	447	482	508	530	LO PR	109	116	127	135	116	123	134	143	120	128	139	148	126	134	146	156	132	141	153	163	137	145	159	169	MBh	42.5	43.4	45.4	48.5	41.5	42.4	44.4	47.3	40.6	41.3	43.3	46.2	39.6	40.3	42.2	45.1	37.6	38.3	40.1	42.8	34.8	35.5	37.2	39.7	S/T	0.91	0.88	0.79	0.64	0.95	0.91	0.82	0.67	0.97	0.94	0.84	0.68	1.00	0.97	0.87	0.71	1.00	1.00	0.90	0.73	1.00	1.00	0.91	0.74	DT	25	25	24	21	26	25	24	21	26	26	24	21	26	26	24	21	25	25	24	21	23	23	22	19	KW	3.22	3.28	3.38	3.48	3.45	3.52	3.62	3.73	3.65	3.72	3.84	3.95	3.83	3.91	4.02	4.15	3.98	4.06	4.19	4.32	4.11	4.19	4.32	4.46	AMPS	4.4	4.5	4.6	4.8	4.7	4.8	5.0	5.1	5.1	5.2	5.4	5.5	5.4	5.5	5.7	5.9	5.7	5.9	6.0	6.3	6.0	6.2	6.4	6.6	HI PR	240	259	273	285	270	290	306	319	307	330	348	363	349	376	397	414	393	423	446	466	434	467	493	514	LO PR	106	113	123	131	112	119	130	139	116	124	135	144	122	130	142	151	128	136	149	159	133	141	154	164

Shaded area is AHRI Rating Conditions

High and low pressures are measured at the liquid and suction service valves.

IDB: Entering Indoor Dry Bulb Temperature

KW=Total system power

AMPS=Outdoor unit amps (comp.-fan)

COOLING PERFORMANCE DATA

G/VSZ130601A*

MODEL: G/VSZ130601A* / AR*F48601**

EXPANDED PERFORMANCE DATA

COOLING OPERATION

IDB	Airflow	Outdoor Ambient Temperature																								
		65				75				85				95				105				115				
		59	63	67	71	59	63	67	71	59	63	67	71	59	63	67	71	59	63	67	71	59	63	67	71	
70	2025	MBh	55.9	57.9	63.4	-	54.6	56.5	62.0	-	53.3	55.2	60.5	-	52.0	53.9	59.0	-	49.4	51.2	56.1	-	45.7	47.4	51.9	-
		S/T	0.75	0.63	0.44	-	0.78	0.65	0.45	-	0.80	0.67	0.46	-	0.83	0.69	0.48	-	0.86	0.72	0.50	-	0.86	0.72	0.50	-
	DT	19	17	13	-	19	17	13	-	19	17	13	-	19	17	13	-	19	17	13	-	18	16	12	-	
	KW	4.11	4.19	4.31	-	4.40	4.49	4.62	-	4.66	4.75	4.90	-	4.88	4.99	5.14	-	5.08	5.18	5.34	-	5.24	5.35	5.52	-	
	AMPS	14.5	14.8	15.3	-	15.7	16.1	16.6	-	17.1	17.5	18.1	-	18.3	18.7	19.3	-	19.4	19.9	20.6	-	20.6	21.1	21.9	-	
	HI PR	225	242	255	-	252	271	287	-	287	309	326	-	327	352	371	-	367	395	418	-	406	437	461	-	
	LO PR	102	108	118	-	108	115	125	-	112	119	130	-	118	125	137	-	123	131	143	-	127	136	148	-	
	MBh	54.2	56.2	61.6	-	53.0	54.9	60.1	-	51.7	53.6	58.7	-	50.4	52.3	57.3	-	47.9	49.7	54.4	-	44.4	46.0	50.4	-	
	S/T	0.72	0.60	0.42	-	0.74	0.62	0.43	-	0.76	0.64	0.44	-	0.79	0.66	0.46	-	0.82	0.68	0.47	-	0.82	0.69	0.48	-	
	DT	20	17	13	-	20	17	13	-	20	17	13	-	20	18	13	-	20	17	13	-	19	16	12	-	
KW	4.08	4.16	4.28	-	4.37	4.46	4.59	-	4.62	4.72	4.86	-	4.85	4.95	5.10	-	5.04	5.14	5.30	-	5.20	5.31	5.48	-		
AMPS	14.4	14.7	15.2	-	15.5	15.9	16.5	-	16.9	17.3	17.9	-	18.1	18.5	19.2	-	19.3	19.7	20.4	-	20.4	20.9	21.7	-		
HI PR	222	239	253	-	250	269	284	-	284	306	323	-	323	348	368	-	364	392	413	-	402	433	457	-		
LO PR	101	107	117	-	107	113	124	-	111	118	129	-	116	124	135	-	122	130	142	-	126	134	147	-		
MBh	50.1	51.9	56.8	-	48.9	50.7	55.5	-	47.7	49.5	54.2	-	46.6	48.3	52.9	-	44.2	45.8	50.2	-	41.0	42.5	46.5	-		
S/T	0.69	0.58	0.40	-	0.72	0.60	0.42	-	0.74	0.61	0.43	-	0.76	0.63	0.44	-	0.79	0.66	0.46	-	0.80	0.66	0.46	-		
DT	20	18	13	-	20	18	13	-	21	18	13	-	21	18	14	-	20	18	13	-	19	16	12	-		
KW	3.99	4.07	4.18	-	4.27	4.35	4.48	-	4.52	4.61	4.75	-	4.73	4.83	4.98	-	4.92	5.02	5.18	-	5.08	5.19	5.35	-		
AMPS	14.0	14.3	14.8	-	15.1	15.5	16.0	-	16.4	16.8	17.4	-	17.6	18.0	18.6	-	18.7	19.2	19.8	-	19.9	20.4	21.0	-		
HI PR	216	232	245	-	242	261	275	-	275	296	313	-	314	338	356	-	353	380	401	-	390	420	443	-		
LO PR	98	104	114	-	103	110	120	-	108	114	125	-	113	120	131	-	118	126	137	-	122	130	142	-		
75	2025	MBh	56.8	58.5	63.3	67.9	55.5	57.1	61.8	66.4	54.2	55.8	60.4	64.8	52.8	54.4	58.9	63.2	50.2	51.7	55.9	60.0	46.5	47.9	51.8	55.6
		S/T	0.86	0.77	0.58	0.37	0.89	0.79	0.60	0.39	0.91	0.81	0.62	0.40	0.94	0.84	0.84	0.64	0.97	0.87	0.66	0.42	0.98	0.88	0.67	0.43
	DT	22	20	17	12	22	21	17	12	22	21	17	12	23	21	17	12	22	20	17	12	21	19	16	11	
	KW	4.14	4.22	4.34	4.47	4.43	4.52	4.66	4.80	4.69	4.79	4.94	5.09	4.92	5.02	5.18	5.34	5.12	5.22	5.39	5.56	5.29	5.40	5.57	5.75	
	AMPS	14.6	15.0	15.5	16.1	15.8	16.2	16.8	17.4	17.2	17.7	18.2	18.9	18.4	18.9	19.5	20.3	19.6	20.1	20.8	21.6	20.8	21.3	22.1	22.9	
	HI PR	227	244	258	269	255	274	289	302	290	312	329	343	330	355	375	391	371	399	422	440	410	441	466	486	
	LO PR	103	110	120	127	109	116	126	135	113	120	131	140	119	126	138	147	125	132	145	154	129	137	150	159	
	MBh	55.1	56.8	61.5	66.0	53.9	55.5	60.0	64.4	52.6	54.1	58.6	62.9	51.3	52.8	57.2	61.4	48.7	50.2	54.3	58.3	45.1	46.5	50.3	54.0	
	S/T	0.82	0.73	0.55	0.36	0.85	0.76	0.57	0.37	0.87	0.78	0.59	0.38	0.90	0.80	0.80	0.61	0.93	0.83	0.63	0.40	0.94	0.84	0.63	0.41	
	DT	23	21	17	12	23	21	18	12	23	21	18	12	23	22	18	12	23	21	17	12	22	20	16	11	
KW	4.11	4.19	4.31	4.44	4.40	4.49	4.62	4.76	4.66	4.75	4.90	5.05	4.89	4.99	5.14	5.30	5.08	5.18	5.34	5.51	5.24	5.35	5.52	5.70		
AMPS	14.5	14.8	15.3	15.9	15.7	16.1	16.6	17.2	17.1	17.5	18.1	18.8	18.3	18.7	19.3	20.1	19.5	19.9	20.6	21.4	20.6	21.1	21.9	22.7		
HI PR	225	242	255	266	252	271	287	299	287	309	326	340	327	352	371	387	368	396	418	436	406	437	461	481		
LO PR	102	108	118	126	108	115	125	133	112	119	130	139	118	125	137	146	123	131	143	152	128	136	148	158		
MBh	50.9	52.4	56.7	60.9	49.7	51.2	55.4	59.5	48.5	50.0	54.1	58.1	47.3	48.8	52.8	56.6	45.0	46.3	50.1	53.8	41.7	42.9	46.4	49.8		
S/T	0.79	0.70	0.53	0.34	0.82	0.73	0.55	0.36	0.84	0.75	0.57	0.36	0.86	0.77	0.58	0.38	0.90	0.80	0.61	0.39	0.90	0.81	0.61	0.39		
DT	23	22	18	12	24	22	18	12	24	22	18	12	24	22	18	12	24	22	18	12	22	20	17	11		
KW	4.02	4.10	4.22	4.34	4.30	4.39	4.52	4.65	4.55	4.64	4.78	4.93	4.77	4.87	5.02	5.17	4.96	5.06	5.22	5.38	5.12	5.23	5.39	5.56		
AMPS	14.1	14.4	14.9	15.5	15.3	15.6	16.1	16.8	16.6	17.0	17.6	18.2	17.7	18.2	18.8	19.5	18.9	19.4	20.0	20.8	20.0	20.5	21.2	22.1		
HI PR	218	235	248	258	245	263	278	290	278	299	316	330	317	341	360	376	357	384	405	423	394	424	448	467		
LO PR	99	105	115	122	105	111	121	129	109	116	126	134	114	121	133	141	120	127	139	148	124	132	144	153		

Shaded area is ACCA (TVA) conditions IDB: Entering Indoor Dry Bulb Temperature KW=Total system power AMPS=outdoor unit amps (comp.+fan)

High and low pressures are measured at the liquid and suction service valves.

COOLING PERFORMANCE DATA

G/VSZ130601A*

EXPANDED PERFORMANCE DATA

COOLING OPERATION

MODEL: GSZ130601A* / AR*F48601**

IDB	Airflow	Outdoor Ambient Temperature																								
		65				75				85				95				105				115				
		59	63	67	71	59	63	67	71	59	63	67	71	59	63	67	71	59	63	67	71	59	63	67	71	
70	2025	MBh	55.9	57.9	63.4	-	54.6	56.5	62.0	-	53.3	55.2	60.5	-	52.0	53.9	59.0	-	49.4	51.2	56.1	-	45.7	47.4	51.9	-
		S/T	0.75	0.63	0.44	-	0.78	0.65	0.45	-	0.80	0.67	0.46	-	0.83	0.69	0.48	-	0.86	0.72	0.50	-	0.86	0.72	0.50	-
		DT	19	17	13	-	19	17	13	-	19	17	13	-	19	17	13	-	19	17	13	-	18	16	12	-
		KW	4.11	4.19	4.31	-	4.40	4.49	4.62	-	4.66	4.75	4.90	-	4.88	4.99	5.14	-	5.08	5.18	5.34	-	5.24	5.35	5.52	-
		AMPS	14.5	14.8	15.3	-	15.7	16.1	16.6	-	17.1	17.5	18.1	-	18.3	18.7	19.3	-	19.4	19.9	20.6	-	20.6	21.1	21.9	-
	1800	HIPR	225	242	255	-	252	271	287	-	287	309	326	-	327	352	371	-	367	395	418	-	406	437	461	-
		LOPR	102	108	118	-	108	115	125	-	112	119	130	-	118	125	137	-	123	131	143	-	127	136	148	-
		MBh	54.2	56.2	61.6	-	53.0	54.9	60.1	-	51.7	53.6	58.7	-	50.4	52.3	57.3	-	47.9	49.7	54.4	-	44.4	46.0	50.4	-
		S/T	0.72	0.60	0.42	-	0.74	0.62	0.43	-	0.76	0.64	0.44	-	0.79	0.66	0.46	-	0.82	0.68	0.47	-	0.82	0.69	0.48	-
		DT	20	17	13	-	20	17	13	-	20	17	13	-	20	18	13	-	20	17	13	-	19	16	12	-
1575	KW	4.08	4.16	4.28	-	4.37	4.46	4.59	-	4.62	4.72	4.86	-	4.85	4.95	5.10	-	5.04	5.14	5.30	-	5.20	5.31	5.48	-	
	AMPS	14.4	14.7	15.2	-	15.5	15.9	16.5	-	16.9	17.3	17.9	-	18.1	18.5	19.2	-	19.3	19.7	20.4	-	20.4	20.9	21.7	-	
	HIPR	222	239	253	-	250	269	284	-	284	306	323	-	323	348	368	-	364	392	413	-	402	433	457	-	
	LOPR	101	107	117	-	107	113	124	-	111	118	129	-	116	124	135	-	122	130	142	-	126	134	147	-	
	MBh	50.1	51.9	56.8	-	48.9	50.7	55.5	-	47.7	49.5	54.2	-	46.6	48.3	52.9	-	44.2	45.8	50.2	-	41.0	42.5	46.5	-	
75	2025	S/T	0.69	0.58	0.40	-	0.72	0.60	0.42	-	0.74	0.61	0.43	-	0.76	0.63	0.44	-	0.79	0.66	0.46	-	0.80	0.66	0.46	-
		DT	20	18	13	-	20	18	13	-	21	18	13	-	21	18	14	-	20	18	13	-	19	16	12	-
		KW	3.99	4.07	4.18	-	4.27	4.35	4.48	-	4.52	4.61	4.75	-	4.73	4.83	4.98	-	4.92	5.02	5.18	-	5.08	5.19	5.35	-
		AMPS	14.0	14.3	14.8	-	15.1	15.5	16.0	-	16.4	16.8	17.4	-	17.6	18.0	18.6	-	18.7	19.2	19.8	-	19.9	20.4	21.0	-
		HIPR	216	232	245	-	242	261	275	-	275	296	313	-	314	338	356	-	353	380	401	-	390	420	443	-
	1800	LOPR	98	104	114	-	103	110	120	-	108	114	125	-	113	120	131	-	118	126	137	-	122	130	142	-
		MBh	56.8	58.5	63.3	67.9	55.5	57.1	61.8	66.4	54.2	55.8	60.4	64.8	52.8	54.4	58.9	63.2	50.2	51.7	55.9	60.0	46.5	47.9	51.8	55.6
		S/T	0.86	0.77	0.58	0.37	0.89	0.79	0.60	0.39	0.91	0.81	0.62	0.40	0.94	0.84	0.84	0.41	0.97	0.87	0.66	0.42	0.98	0.88	0.67	0.43
		DT	22	20	17	12	22	21	17	12	22	21	17	12	23	21	17	12	22	20	17	12	21	19	16	11
		KW	4.14	4.22	4.34	4.47	4.43	4.52	4.66	4.80	4.69	4.79	4.94	5.09	4.92	5.02	5.18	5.34	5.12	5.22	5.39	5.56	5.29	5.40	5.57	5.75
1575	AMPS	14.6	15.0	15.5	16.1	15.8	16.2	16.8	17.4	17.2	17.7	18.2	18.9	18.4	18.9	19.5	20.3	19.6	20.1	20.8	21.6	20.8	21.3	22.1	22.9	
	HIPR	227	244	258	269	255	274	289	302	290	312	329	343	330	355	375	391	371	399	422	440	410	441	466	486	
	LOPR	103	110	120	127	109	116	126	135	113	120	131	140	119	126	138	147	125	132	145	154	129	137	150	159	
	MBh	55.1	56.8	61.5	66.0	53.9	55.5	60.0	64.4	52.6	54.1	58.6	62.9	51.3	52.8	57.2	61.4	48.7	50.2	54.3	58.3	45.1	46.5	50.3	54.0	
	S/T	0.82	0.73	0.55	0.36	0.85	0.76	0.57	0.37	0.87	0.78	0.59	0.38	0.90	0.80	0.61	0.39	0.93	0.83	0.63	0.40	0.94	0.84	0.63	0.41	
1800	DT	23	21	17	12	23	21	18	12	23	21	18	12	23	22	18	12	23	21	17	12	22	20	16	11	
	KW	4.11	4.19	4.31	4.44	4.40	4.49	4.62	4.76	4.66	4.75	4.90	5.05	4.89	4.99	5.14	5.30	5.08	5.18	5.34	5.51	5.24	5.35	5.52	5.70	
	AMPS	14.5	14.8	15.3	15.9	15.7	16.1	16.6	17.2	17.1	17.5	18.1	18.8	18.3	18.7	19.3	20.1	19.5	19.9	20.6	21.4	20.6	21.1	21.9	22.7	
	HIPR	225	242	255	266	252	271	287	299	287	309	326	340	327	352	371	387	368	396	418	436	406	437	461	481	
	LOPR	102	108	118	126	108	115	125	133	112	119	130	139	118	125	137	146	123	131	143	152	128	136	148	158	
1575	MBh	50.9	52.4	56.7	60.9	49.7	51.2	55.4	59.5	48.5	50.0	54.1	58.1	47.3	48.8	52.8	56.6	45.0	46.3	50.1	53.8	41.7	42.9	46.4	49.8	
	S/T	0.79	0.70	0.53	0.34	0.82	0.73	0.55	0.36	0.84	0.75	0.57	0.36	0.86	0.77	0.58	0.38	0.90	0.80	0.61	0.39	0.90	0.81	0.61	0.39	
	DT	23	22	18	12	24	22	18	12	24	22	18	12	24	22	18	12	24	22	18	12	22	20	17	11	
	KW	4.02	4.10	4.22	4.34	4.30	4.39	4.52	4.65	4.55	4.64	4.78	4.93	4.77	4.87	5.02	5.17	4.96	5.06	5.22	5.38	5.12	5.23	5.39	5.56	
	AMPS	14.1	14.4	14.9	15.5	15.3	15.6	16.1	16.8	16.6	17.0	17.6	18.2	17.7	18.2	18.8	19.5	18.9	19.4	20.0	20.8	20.0	20.5	21.2	22.1	
1575	HIPR	218	235	248	258	245	263	278	290	278	299	316	330	317	341	360	376	357	384	405	423	394	424	448	467	
	LOPR	99	105	115	122	105	111	121	129	109	116	126	134	114	121	133	141	120	127	139	148	124	132	144	153	

Shaded area is ACCA (TVA) conditions IDB: Entering Indoor Dry Bulb Temperature KW=Total system power
 High and low pressures are measured at the liquid and suction service valves. AMPS=outdoor unit amps (comp.+fan)

COOLING PERFORMANCE DATA

GSZ130603A*

EXPANDED PERFORMANCE DATA

MODEL: GSZ130603A* /AR*F486016**

COOLING OPERATION

IDB		Outdoor Ambient Temperature												Cooling Operation																																																																																																																																																																																																																																																																																																																																																																																																																																																																																																																																																																																																																																																																																																																																																																																																																																																																																																																																																																																																																																																																															
		65						75						85						95						105						115																																																																																																																																																																																																																																																																																																																																																																																																																																																																																																																																																																																																																																																																																																																																																																																																																																																																																																																																																																																																																																																													
		59	63	67	71	75	79	59	63	67	71	75	79	59	63	67	71	75	79	59	63	67	71	75	79	59	63	67	71	75	79	59	63	67	71	75	79																																																																																																																																																																																																																																																																																																																																																																																																																																																																																																																																																																																																																																																																																																																																																																																																																																																																																																																																																																																																																																																								
2025		MBh	55.9	57.9	63.4	-	54.6	56.5	62.0	-	53.3	55.2	60.5	-	52.0	53.9	59.0	-	49.4	51.2	56.1	-	45.7	47.4	51.9	-	S/T	0.75	0.63	0.44	-	0.78	0.65	0.45	-	0.80	0.67	0.46	-	0.83	0.69	0.48	-	0.86	0.72	0.50	-	0.88	0.72	0.50	-	DT	19	17	13	-	19	17	13	-	19	17	13	-	19	17	13	-	19	17	13	-	18	16	12	-	KW	4.06	4.14	4.26	-	4.35	4.44	4.57	-	4.61	4.70	4.85	-	4.84	4.94	5.09	-	5.03	5.14	5.30	-	5.20	5.31	5.48	-	AMPS	8.4	8.6	8.8	-	9.0	9.2	9.6	-	9.8	10.1	10.4	-	10.5	10.8	11.1	-	11.2	11.4	11.8	-	11.8	12.1	12.5	-	HI PR	225	242	255	-	252	271	287	-	287	309	326	-	327	352	371	-	367	395	418	-	406	437	461	-	LO PR	102	108	118	-	108	115	125	-	112	119	130	-	118	125	137	-	123	131	143	-	127	136	148	-	70	MBh	54.2	56.2	61.6	-	53.0	54.9	60.1	-	51.7	53.6	58.7	-	50.4	52.3	57.3	-	47.9	49.7	54.4	-	44.4	46.0	50.4	-	S/T	0.72	0.60	0.42	-	0.74	0.62	0.43	-	0.76	0.64	0.44	-	0.79	0.66	0.46	-	0.82	0.68	0.47	-	0.82	0.69	0.48	-	DT	20	17	13	-	20	17	13	-	20	17	13	-	20	18	13	-	20	17	13	-	19	16	12	-	KW	4.03	4.11	4.23	-	4.32	4.41	4.54	-	4.57	4.67	4.81	-	4.80	4.90	5.05	-	4.99	5.10	5.26	-	5.16	5.27	5.43	-	AMPS	8.3	8.5	8.8	-	8.9	9.2	9.5	-	9.7	10.0	10.3	-	10.4	10.7	11.0	-	11.1	11.3	11.7	-	11.7	12.0	12.4	-	HI PR	222	239	253	-	250	269	284	-	284	306	323	-	323	348	368	-	364	392	413	-	402	433	457	-	LO PR	101	107	117	-	107	113	124	-	111	118	129	-	116	124	135	-	122	130	142	-	126	134	147	-	1575	MBh	50.1	51.9	56.8	-	48.9	50.7	55.5	-	47.7	49.5	54.2	-	46.6	48.3	52.9	-	44.2	45.8	50.2	-	41.0	42.5	46.5	-	S/T	0.69	0.58	0.40	-	0.72	0.60	0.42	-	0.74	0.61	0.43	-	0.76	0.63	0.44	-	0.79	0.66	0.46	-	0.80	0.66	0.46	-	DT	20	18	13	-	20	18	13	-	21	18	13	-	21	18	14	-	20	18	13	-	19	16	12	-	KW	3.94	4.02	4.13	-	4.22	4.30	4.43	-	4.47	4.56	4.70	-	4.69	4.74	4.93	-	4.87	4.98	5.13	-	5.03	5.14	5.30	-	AMPS	8.1	8.2	8.5	-	8.7	8.9	9.2	-	9.5	9.7	10.0	-	10.1	10.4	10.7	-	10.8	11.0	11.4	-	11.4	11.7	12.1	-	HI PR	216	232	245	-	242	261	275	-	275	296	313	-	314	338	356	-	353	380	401	-	390	420	443	-	LO PR	98	104	114	-	103	110	120	-	108	114	125	-	113	120	131	-	118	126	137	-	122	130	142	-	2025	MBh	56.80	58.48	63.30	67.94	55.48	57.12	61.83	66.36	64.78	52.84	54.40	58.89	63.20	50.20	51.68	55.94	60.04	46.50	47.87	51.82	55.82	S/T	0.86	0.77	0.58	0.37	0.89	0.79	0.60	0.39	0.91	0.81	0.62	0.40	0.94	0.84	0.64	0.41	0.97	0.87	0.66	0.42	0.98	0.88	0.67	0.43	DT	22	20	17	12	22	21	17	12	22	21	17	12	23	21	17	12	22	20	17	12	21	19	16	11	KW	4.09	4.17	4.29	4.42	4.38	4.47	4.61	4.75	4.65	4.74	4.89	5.04	4.88	4.98	5.13	5.30	5.07	5.18	5.34	5.52	5.24	5.35	5.52	5.70	AMPS	8.4	8.6	8.9	9.2	9.1	9.3	9.6	10.0	9.9	10.2	10.5	10.9	10.6	10.9	11.2	11.6	11.3	11.6	11.9	12.4	12.0	12.3	12.7	13.2	HI PR	227	244	258	269	255	274	289	302	290	312	329	343	330	355	375	391	371	399	422	440	410	441	466	486	LO PR	103	110	120	127	109	116	126	135	113	120	131	140	119	126	138	147	125	132	145	154	129	137	150	159	75	MBh	55.1	56.8	61.5	66.0	53.9	55.5	60.0	64.4	52.6	54.1	58.6	62.9	51.3	52.8	57.2	61.4	48.7	50.2	54.3	58.3	45.1	46.5	50.3	54.0	S/T	0.82	0.73	0.55	0.36	0.85	0.76	0.57	0.37	0.87	0.78	0.59	0.38	0.90	0.80	0.61	0.39	0.93	0.83	0.63	0.40	0.94	0.84	0.63	0.41	DT	23	21	17	12	23	21	18	12	23	21	18	12	23	22	18	12	23	21	17	12	22	20	16	11	KW	4.06	4.14	4.26	4.39	4.35	4.44	4.57	4.72	4.61	4.71	4.85	5.00	4.84	4.94	5.09	5.26	5.03	5.14	5.30	5.47	5.20	5.31	5.48	5.66	AMPS	8.4	8.6	8.8	9.2	9.0	9.3	9.6	9.9	9.8	10.1	10.4	10.8	10.5	10.8	11.1	11.5	11.2	11.5	11.8	12.3	11.8	12.1	12.5	13.0	HI PR	225	242	255	266	252	271	287	299	287	309	326	340	327	352	371	387	368	396	418	436	406	437	461	481	LO PR	102	108	118	126	108	115	125	133	112	119	130	139	118	125	137	146	123	131	143	152	128	136	148	158	1575	MBh	50.9	52.4	56.7	60.9	49.7	51.2	55.4	59.5	48.5	50.0	54.1	58.1	47.3	48.75	52.8	56.6	45.0	46.3	50.1	53.8	41.7	42.9	46.4	49.8	S/T	0.79	0.70	0.53	0.34	0.82	0.73	0.55	0.36	0.84	0.75	0.57	0.36	0.86	0.77	0.58	0.38	0.90	0.80	0.61	0.39	0.90	0.81	0.61	0.39	DT	23	22	18	12	24	22	18	12	24	22	18	12	24	22	18	12	24	22	18	12	22	20	17	11	KW	3.97	4.05	4.17	4.29	4.25	4.34	4.47	4.61	4.50	4.60	4.74	4.88	4.72	4.82	4.97	5.13	4.91	5.02	5.17	5.34	5.07	5.18	5.35	5.52	AMPS	8.1	8.3	8.6	8.9	8.8	9.0	9.3	9.6	9.5	9.8	10.1	10.5	10.2	10.5	10.8	11.2	10.9	11.1	11.5	11.9	11.5	11.8	12.2	12.7	HI PR	218	235	248	258	245	263	278	290	278	299	316	330	317	341	360	376	357	384	405	423	394	424	448	467	LO PR	99	105	115	122	105	111	121	129	109	116	126	134	114	121	133	141	120	127	139	148	124	132	144	153

Shaded area is ACCA (TV A) conditions

High and low pressures are measured at the liquid and suction service valves.

IDB: Entering Indoor Dry Bulb Temperature

KW=Total system power

AMPS=outdoor unit amps (comp.+fan)

EXPANDED PERFORMANCE DATA

GSZ130603A*

MODEL: GSZ130603A* /AR*F486016**

EXPANDED PERFORMANCE DATA

COOLING OPERATION

IDB	Airflow	Outdoor Ambient Temperature												IDB Rating Conditions High and low pressures are measured at the liquid and suction service valves.													
		65			75			85			95				105			115									
		59	63	67	71	59	63	67	71	59	63	67	71		59	63	67	71	59	63	67	71					
80	2025	MBh	57.81	59.07	63.11	67.47	56.47	57.70	61.65	65.90	55.12	56.33	60.18	64.33	53.78	54.95	58.71	62.76	51.09	52.20	55.77	59.62	47.32	48.36	51.66	55.23	
		S/T	0.94	0.88	0.72	0.54	1.00	0.91	0.74	0.56	1.00	0.94	0.76	0.57	1.00	0.97	0.79	0.59	1.00	1.00	0.82	0.61	1.00	1.00	0.82	0.62	
		DT	25	24	21	16	26	24	21	17	25	24	21	17	24	24	21	17	23	23	24	21	17	21	22	19	15
		KW	4.12	4.20	4.33	4.46	4.42	4.51	4.65	4.79	4.68	4.78	4.93	5.08	4.92	5.02	5.18	5.34	5.11	5.22	5.39	5.56	5.28	5.40	5.57	5.75	
		AMPS	8.5	8.7	9.0	9.3	9.2	9.4	9.7	10.1	10.0	10.2	10.6	11.0	10.7	11.0	11.3	11.8	11.4	11.7	12.1	12.5	12.1	12.4	12.8	13.3	
		HIPR	229	247	261	272	257	277	292	305	293	315	333	347	333	359	379	395	375	404	426	444	414	446	471	491	
	1800	LO PR	104	114	121	129	110	117	128	136	114	122	133	141	120	128	139	148	126	134	146	156	130	138	151	161	
		MBh	56.1	57.4	61.3	65.5	54.8	56.0	59.9	64.0	53.5	54.7	58.4	62.5	52.2	53.4	57.0	60.9	49.6	50.7	54.2	57.9	45.9	46.9	50.2	53.6	
		S/T	0.90	0.84	0.68	0.51	0.93	0.87	0.71	0.53	0.95	0.89	0.73	0.54	0.98	0.92	0.75	0.56	1.00	0.96	0.78	0.58	1.00	0.96	0.78	0.59	
		DT	26	25	21	17	26	25	22	17	26	25	22	17	26	25	22	17	25	25	22	17	23	23	20	16	
		KW	4.09	4.17	4.29	4.42	4.38	4.47	4.61	4.75	4.65	4.74	4.89	5.04	4.88	4.98	5.14	5.30	5.07	5.18	5.34	5.52	5.24	5.35	5.52	5.70	
		AMPS	8.4	8.6	8.9	9.2	9.1	9.3	9.6	10.0	9.9	10.2	10.5	10.9	10.6	10.9	11.2	11.6	11.3	11.6	11.9	12.4	12.0	12.3	12.7	13.2	
1575	HIPR	227	244	258	269	255	274	290	302	290	312	329	343	330	355	375	391	371	400	422	440	410	441	466	486		
	LO PR	103	110	120	127	109	116	126	135	113	120	131	140	119	126	138	147	125	132	145	154	129	137	150	159		
	MBh	51.8	52.9	56.6	60.5	50.6	51.7	55.2	59.1	49.4	50.5	53.9	57.6	48.2	49.2	52.6	56.2	45.8	46.8	50.0	53.4	42.4	43.3	46.3	49.5		
	S/T	0.86	0.81	0.66	0.49	0.90	0.84	0.68	0.51	0.92	0.86	0.70	0.52	0.95	0.89	0.72	0.54	0.98	0.92	0.75	0.56	0.99	0.93	0.76	0.57		
	DT	26	25	22	17	26	25	22	18	26	25	22	18	27	26	22	18	26	25	22	17	25	24	20	16		
	KW	4.00	4.08	4.20	4.32	4.28	4.37	4.50	4.64	4.54	4.63	4.77	4.92	4.76	4.86	5.01	5.17	4.95	5.06	5.21	5.38	5.12	5.22	5.39	5.56		
85	2025	AMPS	8.2	8.4	8.7	9.0	8.9	9.1	9.4	9.7	9.6	9.9	10.2	10.6	10.3	10.6	10.9	11.3	11.0	11.2	11.6	12.1	11.6	11.9	12.3	12.8	
		HIPR	220	237	250	261	247	266	281	293	281	302	319	333	320	344	364	379	360	388	409	427	398	428	452	472	
		LO PR	100	106	116	124	106	112	123	131	110	117	127	136	115	123	134	143	121	129	140	149	125	133	145	155	
		MBh	58.82	59.96	62.80	67.00	57.45	58.57	61.34	65.44	56.09	57.17	59.88	63.88	54.72	55.78	58.42	62.32	51.98	52.99	55.50	59.21	48.15	49.08	51.41	54.84	
		S/T	0.98	0.95	0.86	0.70	1.00	0.98	0.89	0.72	1.00	1.00	0.91	0.74	1.00	1.00	0.94	0.76	1.00	1.00	0.98	0.79	1.00	1.00	0.98	0.80	
		DT	26	26	24	21	26	26	25	21	25	26	25	21	25	25	25	22	24	24	25	21	22	22	23	20	
	1800	KW	4.15	4.23	4.36	4.49	4.45	4.54	4.68	4.83	4.72	4.82	4.97	5.12	4.95	5.06	5.22	5.38	5.15	5.26	5.43	5.61	5.33	5.44	5.61	5.80	
		AMPS	8.6	8.8	9.1	9.4	9.3	9.5	9.8	10.2	10.1	10.3	10.7	11.1	10.8	11.1	11.4	11.9	11.5	11.8	12.2	12.6	12.2	12.5	12.9	13.4	
		HIPR	232	249	263	275	260	280	295	308	296	318	336	350	337	362	383	399	379	408	430	449	418	450	475	496	
		LO PR	105	112	122	130	111	118	129	137	115	123	134	143	121	129	141	150	127	135	148	157	131	140	153	163	
		MBh	57.1	58.2	61.0	65.0	55.8	56.9	59.6	63.5	54.5	55.5	58.1	62.0	53.1	54.2	56.7	60.5	50.5	51.4	53.9	57.5	46.7	47.7	49.9	53.2	
		S/T	0.94	0.91	0.82	0.66	0.97	0.94	0.85	0.69	1.00	0.96	0.87	0.71	1.00	0.99	0.90	0.73	1.00	1.00	0.93	0.76	1.00	1.00	0.94	0.76	
1575	DT	27	27	25	22	28	27	26	22	28	27	26	22	27	27	26	22	26	26	26	22	24	24	24	21		
	KW	4.12	4.20	4.33	4.46	4.42	4.51	4.65	4.79	4.68	4.78	4.93	5.08	4.92	5.02	5.18	5.34	5.11	5.22	5.39	5.56	5.28	5.40	5.57	5.75		
	AMPS	8.5	8.7	9.0	9.3	9.2	9.4	9.7	10.1	10.0	10.2	10.6	11.0	10.7	11.0	11.3	11.8	11.4	11.7	12.1	12.5	12.1	12.4	12.8	13.3		
	HIPR	229	247	261	272	257	277	292	305	293	315	333	347	333	359	379	395	375	404	426	444	414	446	471	491		
	LO PR	104	111	121	129	110	117	128	136	114	122	133	141	120	128	139	148	126	134	146	156	130	138	151	161		
	MBh	52.7	53.7	56.3	60.0	51.5	52.5	55.0	58.6	50.3	51.2	53.7	57.2	49.0	50.0	52.3	55.8	46.6	47.5	49.7	53.1	43.1	44.0	46.1	49.1		
1575	S/T	0.91	0.87	0.79	0.64	0.94	0.91	0.82	0.66	0.96	0.93	0.84	0.68	0.99	0.96	0.86	0.70	1.00	0.99	0.90	0.73	1.00	1.00	0.91	0.73		
	DT	28	27	26	22	28	28	26	23	28	28	26	23	28	28	26	23	27	28	28	26	23	25	26	24	21	
	KW	4.03	4.11	4.23	4.36	4.32	4.40	4.54	4.68	4.57	4.67	4.81	4.96	4.80	4.90	5.05	5.21	4.99	5.10	5.26	5.43	5.16	5.27	5.43	5.61		
	AMPS	8.3	8.5	8.8	9.1	8.9	9.2	9.5	9.8	9.7	10.0	10.3	10.7	10.4	10.7	11.0	11.4	11.1	11.3	11.7	12.2	11.7	12.0	12.4	12.9		
	HIPR	222	239	253	264	250	269	284	296	284	305	323	336	323	348	367	383	364	391	413	431	402	432	457	476		
	LO PR	101	107	117	125	107	113	124	132	111	118	129	137	116	124	135	144	122	130	142	151	126	134	147	156		

Shaded area is AHRI Rating Conditions
 KW=Total system power
 IDB: Entering Indoor Dry Bulb Temperature
 AMPS=outdoor unit amps (comp.-fan)

COOLING PERFORMANCE DATA

GSZ130604A*

EXPANDED PERFORMANCE DATA

MODEL: GSZ130604A* /AR*F486016**

COOLING OPERATION

IDB	Airflow	Outdoor Ambient Temperature												Cooling Operation												
		65				75				85				95				105				115				
		59	63	67	71	59	63	67	71	59	63	67	71	59	63	67	71	59	63	67	71	59	63	67	71	
70	2025	MBh	55.9	57.9	63.4	-	54.6	56.5	62.0	-	53.3	55.2	60.5	-	52.0	53.9	59.0	-	49.4	51.2	56.1	-	45.7	47.4	51.9	-
		S/T	0.75	0.63	0.44	-	0.78	0.65	0.45	-	0.80	0.67	0.46	-	0.83	0.69	0.48	-	0.86	0.72	0.50	-	0.86	0.72	0.50	-
		DT	19	17	13	-	19	17	13	-	19	17	13	-	19	17	13	-	19	17	13	-	18	16	12	-
		KW	4.06	4.14	4.26	-	4.35	4.44	4.57	-	4.61	4.70	4.85	-	4.84	4.94	5.09	-	5.03	5.14	5.30	-	5.20	5.31	5.48	-
		AMPS	4.6	4.7	4.9	-	5.0	5.1	5.2	-	5.4	5.5	5.7	-	5.7	5.8	6.0	-	6.1	6.2	6.4	-	6.4	6.5	6.8	-
		HIPR	225	242	255	-	252	271	287	-	287	309	326	-	327	352	371	-	367	395	418	-	406	437	461	-
	1800	LO PR	102	108	118	-	108	115	125	-	112	119	130	-	118	125	137	-	123	131	143	-	127	136	148	-
		MBh	54.2	56.2	61.6	-	53.0	54.9	60.1	-	51.7	53.6	58.7	-	50.4	52.3	57.3	-	47.9	49.7	54.4	-	44.4	46.0	50.4	-
		S/T	0.72	0.60	0.42	-	0.74	0.62	0.43	-	0.76	0.64	0.44	-	0.79	0.66	0.46	-	0.82	0.68	0.47	-	0.82	0.69	0.48	-
		DT	20	17	13	-	20	17	13	-	20	17	13	-	20	18	13	-	20	17	13	-	19	16	12	-
		KW	4.03	4.11	4.23	-	4.32	4.41	4.54	-	4.57	4.67	4.81	-	4.80	4.90	5.05	-	4.99	5.10	5.26	-	5.16	5.27	5.43	-
		AMPS	4.6	4.7	4.8	-	4.9	5.0	5.2	-	5.3	5.4	5.6	-	5.7	5.8	6.0	-	6.0	6.1	6.3	-	6.3	6.5	6.7	-
1575	HIPR	222	239	253	-	250	269	284	-	284	306	323	-	323	348	368	-	364	392	413	-	402	433	457	-	
	LO PR	101	107	117	-	107	113	124	-	111	118	129	-	116	124	135	-	122	130	142	-	126	134	147	-	
	MBh	50.1	51.9	56.8	-	48.9	50.7	55.5	-	47.7	49.5	54.2	-	46.6	48.3	52.9	-	44.2	45.8	50.2	-	41.0	42.5	46.5	-	
	S/T	0.69	0.58	0.40	-	0.72	0.60	0.42	-	0.74	0.61	0.43	-	0.76	0.63	0.44	-	0.79	0.66	0.46	-	0.80	0.66	0.46	-	
	DT	20	18	13	-	20	18	13	-	21	18	13	-	21	18	14	-	20	18	13	-	19	16	12	-	
	KW	3.94	4.02	4.13	-	4.22	4.30	4.43	-	4.47	4.56	4.70	-	4.69	4.78	4.93	-	4.87	4.98	5.13	-	5.03	5.14	5.30	-	
75	2025	MBh	56.80	58.48	63.30	67.94	55.48	57.12	61.83	66.36	54.16	55.76	60.36	64.78	52.84	54.40	58.89	63.20	50.20	51.68	55.94	60.04	46.50	47.87	51.82	55.62
		S/T	0.86	0.77	0.58	0.37	0.89	0.79	0.60	0.39	0.91	0.81	0.62	0.40	0.94	0.84	0.64	0.41	0.97	0.87	0.66	0.42	0.98	0.88	0.67	0.43
		DT	22	20	17	12	22	21	17	12	22	21	17	12	23	21	17	12	22	20	17	12	21	19	16	11
		KW	4.09	4.17	4.29	4.42	4.38	4.47	4.61	4.75	4.65	4.74	4.89	5.04	4.88	4.98	5.13	5.30	5.07	5.18	5.34	5.52	5.24	5.35	5.52	5.70
		AMPS	4.7	4.8	4.9	5.1	5.0	5.1	5.3	5.5	5.4	5.5	5.7	5.9	5.8	5.9	6.1	6.3	6.1	6.3	6.4	6.7	6.5	6.6	6.8	7.1
		HIPR	227	244	258	269	255	274	289	302	290	312	329	343	330	355	375	391	371	399	422	440	410	441	466	486
	1800	LO PR	103	110	120	127	109	116	126	135	113	120	131	140	119	126	138	147	125	132	145	154	129	137	150	159
		MBh	55.1	56.8	61.5	66.0	53.9	55.5	60.0	64.4	52.6	54.1	58.6	62.9	51.3	52.8	57.2	61.4	48.7	50.2	54.3	58.3	45.1	46.5	50.3	54.0
		S/T	0.82	0.73	0.55	0.36	0.85	0.76	0.57	0.37	0.87	0.78	0.59	0.38	0.90	0.80	0.61	0.39	0.93	0.83	0.63	0.40	0.94	0.84	0.63	0.41
		DT	23	21	17	12	23	21	18	12	23	21	18	12	23	22	18	12	23	21	17	12	22	20	16	11
		KW	4.06	4.14	4.26	4.39	4.35	4.44	4.57	4.72	4.61	4.71	4.85	5.00	4.84	4.94	5.09	5.26	5.03	5.14	5.30	5.47	5.20	5.31	5.48	5.66
		AMPS	4.6	4.7	4.9	5.0	5.0	5.1	5.2	5.4	5.4	5.5	5.7	5.9	5.7	5.8	6.0	6.2	6.1	6.2	6.4	6.6	6.4	6.5	6.8	7.0
1575	HIPR	225	242	255	266	252	271	287	299	287	309	326	340	327	352	371	387	368	396	418	436	406	437	461	481	
	LO PR	102	108	118	126	108	115	125	133	112	119	130	139	118	125	137	146	123	131	143	152	128	136	148	158	
	MBh	50.9	52.4	56.7	60.9	49.7	51.2	55.4	59.5	48.5	50.0	54.1	58.1	47.3	48.75	52.8	56.6	45.0	46.3	50.1	53.8	41.7	42.9	46.4	49.8	
	S/T	0.79	0.70	0.53	0.34	0.82	0.73	0.55	0.36	0.84	0.75	0.57	0.36	0.86	0.77	0.58	0.38	0.90	0.80	0.61	0.39	0.90	0.81	0.61	0.39	
	DT	23	22	18	12	24	22	18	12	24	22	18	12	24	22	18	12	24	22	18	12	22	20	17	11	
	KW	3.97	4.05	4.17	4.29	4.25	4.34	4.47	4.61	4.50	4.60	4.74	4.88	4.72	4.82	4.97	5.13	4.91	5.02	5.17	5.34	5.07	5.18	5.35	5.52	
1575	AMPS	4.5	4.6	4.7	4.9	4.8	5.0	5.1	5.3	5.2	5.4	5.5	5.7	5.6	5.7	5.9	6.1	5.9	6.0	6.2	6.4	6.2	6.4	6.6	6.8	
	HIPR	218	235	248	258	245	263	278	290	278	299	316	330	317	341	360	376	357	384	405	423	394	424	448	467	
	LO PR	99	105	115	122	105	111	121	129	109	116	126	134	114	121	133	141	120	127	139	148	124	132	144	153	

Shaded area is ACCA (TVA) conditions

High and low pressures are measured at the liquid and suction service valves.

IDB: Entering Indoor Dry Bulb Temperature

KW=Total system power

AMPS=Outdoor unit amps (comp. fan)

COOLING PERFORMANCE DATA

GSZ130604A*

EXPANDED PERFORMANCE DATA

MODEL: GSZ130604A* /AR*F486016**

COOLING OPERATION

IDB	Airflow	Outdoor Ambient Temperature															Entering Indoor Wet Bulb Temperature														
		65					75					85					95					105					115				
		59	63	67	71	75	59	63	67	71	75	59	63	67	71	75	59	63	67	71	75	59	63	67	71	75	59	63	67	71	75
80	MBh	57.81	59.07	63.11	67.47	56.47	57.70	61.65	65.90	55.12	56.33	60.18	64.33	53.78	54.95	58.71	62.76	51.09	52.20	55.77	59.62	47.32	48.36	51.66	55.23						
	S/T	0.94	0.88	0.72	0.54	1.00	0.91	0.74	0.56	1.00	0.94	0.76	0.57	1.00	0.97	0.79	0.59	1.00	1.00	0.82	0.61	1.00	1.00	0.82	0.62						
	DT	25	24	21	16	26	24	21	17	25	24	21	17	24	24	21	17	23	24	21	17	21	22	19	15						
	KW	4.12	4.20	4.33	4.46	4.42	4.51	4.65	4.79	4.68	4.78	4.93	5.08	4.92	5.02	5.18	5.34	5.11	5.22	5.39	5.56	5.28	5.40	5.57	5.75						
	AMPS	4.7	4.8	5.0	5.1	5.1	5.2	5.3	5.5	5.5	5.5	5.6	5.8	6.0	5.8	5.9	6.1	6.4	6.2	6.3	6.5	6.7	6.5	6.7	6.9	7.1					
	HIPR	229	247	261	272	257	277	292	305	293	315	333	347	333	359	379	395	375	404	426	444	414	446	471	491						
	LO PR	104	111	121	129	110	117	128	136	114	122	133	141	120	128	139	148	126	134	146	156	130	138	151	161						
	MBh	56.1	57.4	61.3	65.5	54.8	56.0	59.9	64.0	53.5	54.7	58.4	62.5	52.2	53.4	57.0	60.9	49.6	50.7	54.2	57.9	45.9	46.9	50.2	53.6						
	S/T	0.90	0.84	0.68	0.51	0.93	0.87	0.71	0.53	0.95	0.89	0.73	0.54	0.98	0.92	0.75	0.56	1.00	0.96	0.78	0.58	1.00	0.96	0.78	0.59						
	DT	26	25	21	17	26	25	22	17	26	25	22	17	26	25	22	17	25	25	22	17	23	23	20	16						
	KW	4.09	4.17	4.29	4.42	4.38	4.47	4.61	4.75	4.65	4.74	4.89	5.04	4.88	4.98	5.14	5.30	5.07	5.18	5.34	5.52	5.24	5.35	5.52	5.70						
	AMPS	4.7	4.8	4.9	5.1	5.0	5.1	5.3	5.5	5.4	5.5	5.7	5.9	5.8	5.9	6.1	6.3	6.1	6.3	6.4	6.7	6.5	6.6	6.8	7.1						
	HIPR	227	244	258	269	255	274	290	302	290	312	329	343	330	355	375	391	371	400	422	440	410	441	466	486						
	LO PR	103	110	120	127	109	116	126	135	113	120	131	140	119	126	138	147	125	132	145	154	129	137	150	159						
	MBh	51.8	52.9	56.6	60.5	50.6	51.7	55.2	59.1	49.4	50.5	53.9	57.6	48.2	49.2	52.6	56.2	45.8	46.8	50.0	53.4	42.4	43.3	46.3	49.5						
S/T	0.86	0.81	0.66	0.49	0.90	0.84	0.68	0.51	0.92	0.86	0.70	0.52	0.95	0.89	0.72	0.54	0.98	0.92	0.75	0.56	0.99	0.93	0.76	0.57							
DT	26	25	22	17	26	25	22	18	26	25	22	18	27	26	22	18	26	25	22	17	25	24	20	16							
KW	4.00	4.08	4.20	4.32	4.28	4.37	4.50	4.64	4.54	4.63	4.77	4.92	4.76	4.86	5.01	5.17	4.95	5.06	5.21	5.38	5.12	5.22	5.39	5.56							
AMPS	4.6	4.7	4.8	5.0	4.9	5.0	5.1	5.3	5.3	5.4	5.6	5.8	5.6	5.7	5.9	6.1	6.0	6.1	6.3	6.5	6.3	6.4	6.6	6.9							
HIPR	220	237	250	261	247	266	281	293	281	302	319	333	320	344	364	379	360	388	409	427	398	428	452	472							
LO PR	100	106	116	124	106	112	123	131	110	117	127	136	115	123	134	143	121	129	140	149	125	133	145	155							
85	MBh	58.82	59.96	62.80	67.00	57.45	58.57	61.34	65.44	56.09	57.17	59.88	63.88	54.72	55.78	58.42	62.32	51.98	52.99	55.50	59.21	48.15	49.08	51.41	54.84						
	S/T	0.98	0.95	0.86	0.70	1.00	0.98	0.89	0.72	1.00	1.00	0.91	0.74	1.00	1.00	0.94	0.76	1.00	1.00	0.98	0.79	1.00	1.00	0.98	0.80						
	DT	26	26	24	21	26	26	25	21	25	26	25	21	25	25	25	22	24	24	25	21	22	22	23	20						
	KW	4.15	4.23	4.36	4.49	4.45	4.54	4.68	4.83	4.72	4.82	4.97	5.12	4.95	5.06	5.22	5.38	5.15	5.26	5.43	5.61	5.33	5.44	5.61	5.80						
	AMPS	4.7	4.8	5.0	5.2	5.1	5.2	5.4	5.6	5.5	5.6	5.8	6.0	5.9	6.0	6.2	6.4	6.2	6.4	6.6	6.8	6.6	6.7	6.9	7.2						
	HIPR	232	249	263	275	260	280	295	308	296	318	336	350	337	362	383	399	379	408	430	449	418	450	475	496						
	LO PR	105	112	122	130	111	118	129	137	115	123	134	143	121	129	141	150	127	135	148	157	131	140	153	163						
	MBh	57.1	58.2	61.0	65.0	55.8	56.9	59.6	63.5	54.5	55.5	58.1	62.0	53.1	54.2	56.7	60.5	50.5	51.4	53.9	57.5	46.7	47.7	49.9	53.2						
	S/T	0.94	0.91	0.82	0.66	0.97	0.94	0.85	0.69	1.00	0.96	0.87	0.71	1.00	0.99	0.90	0.73	1.00	1.00	0.93	0.76	1.00	1.00	0.94	0.76						
	DT	27	27	25	22	28	27	26	22	28	27	26	22	27	27	26	22	26	26	26	22	24	24	24	21						
	KW	4.12	4.20	4.33	4.46	4.42	4.51	4.65	4.79	4.68	4.78	4.93	5.08	4.92	5.02	5.18	5.34	5.11	5.22	5.39	5.56	5.28	5.40	5.57	5.75						
	AMPS	4.7	4.8	5.0	5.1	5.1	5.2	5.3	5.5	5.5	5.6	5.8	6.0	5.8	5.9	6.1	6.4	6.2	6.3	6.5	6.7	6.5	6.7	6.9	7.1						
	HIPR	229	247	261	272	257	277	292	305	293	315	333	347	333	359	379	395	375	404	426	444	414	446	471	491						
	LO PR	104	111	121	129	110	117	128	136	114	122	133	141	120	128	139	148	126	134	146	156	130	138	151	161						
	MBh	52.7	53.7	56.3	60.0	51.5	52.5	55.0	58.6	50.3	51.2	53.7	57.2	49.0	50.0	52.3	55.8	46.6	47.5	49.7	53.1	43.1	44.0	46.1	49.1						
S/T	0.91	0.87	0.79	0.64	0.94	0.91	0.82	0.66	0.96	0.93	0.84	0.68	0.99	0.96	0.86	0.70	1.00	0.99	0.90	0.73	1.00	1.00	0.91	0.73							
DT	28	27	26	22	28	28	26	23	28	28	26	23	28	28	26	23	27	28	26	23	25	26	24	21							
KW	4.03	4.11	4.23	4.36	4.32	4.40	4.54	4.68	4.57	4.67	4.81	4.96	4.80	4.90	5.05	5.21	4.99	5.10	5.26	5.43	5.16	5.27	5.43	5.61							
AMPS	4.6	4.7	4.8	5.0	4.9	5.0	5.2	5.4	5.3	5.4	5.6	5.8	5.7	5.8	6.0	6.2	6.0	6.1	6.3	6.6	6.3	6.5	6.7	6.9							
HIPR	222	239	253	264	250	269	284	296	284	305	323	336	323	348	367	383	364	391	413	431	402	432	457	476							
LO PR	101	107	117	125	107	113	124	132	111	118	129	137	116	124	135	144	122	130	142	151	126	134	147	156							

Shaded area is AHRI Rating Conditions

IDB: Entering Indoor Dry Bulb Temperature

KW=Total system power

AMPS=Outdoor unit amps (comp. fan)

High and low pressures are measured at the liquid and suction service valves.

SPLIT SYSTEM HEATING PERFORMANCE

EXPANDED PERFORMANCE DATA

MODEL: G/VSZ130181A* / AR*F182416**

HEATING OPERATION

	Outdoor Ambient Temperature																	
	65	60	55	50	47	45	40	35	30	25	20	17	15	10	5	0	-5	-10
MBh	21.4	20.2	19.0	17.8	17.0	16.5	15.3	14.1	13.3	12.3	11.3	10.7	10.3	9.2	8.2	7.2	6.1	5.0
DELTA T	33.0	31.2	29.4	27.5	26.2	25.4	23.6	21.8	20.6	19.0	17.5	16.5	15.9	14.3	12.7	11.0	9.4	7.7
KW	1.68	1.64	1.61	1.58	1.56	1.54	1.51	1.48	1.46	1.42	1.39	1.37	1.36	1.32	1.29	1.26	1.23	1.19
AMPS	7.3	6.7	6.3	5.9	5.7	5.6	5.3	5.0	4.8	4.6	4.3	4.2	4.2	4.0	3.7	3.5	3.2	2.9
COP	3.73	3.60	3.46	3.30	3.19	3.12	2.96	2.79	2.68	2.53	2.39	2.29	2.22	2.04	1.86	1.66	1.46	1.22
EER	12.8	12.3	11.8	11.3	10.9	10.7	10.1	9.5	9.2	8.7	8.2	7.8	7.6	7.0	6.3	5.7	5.0	4.2
HI PR	392	375	361	345	337	331	318	305	292	279	268	262	257	247	238	228	220	212
LO PR	145	134	126	115	109	105	96	86	77	69	61	57	55	46	40	34	29	23

MODEL: G/VSZ130241A* / AR*F182416**

HEATING OPERATION

	Outdoor Ambient Temperature																	
	65	60	55	50	47	45	40	35	30	25	20	17	15	10	5	0	-5	-10
MBh	28.9	27.4	25.8	24.1	23.0	22.3	20.7	19.1	16.7	15.4	14.2	13.4	12.9	11.6	10.3	9.0	7.6	6.3
DT	32.6	30.9	29.1	27.2	26.0	25.2	23.4	21.6	18.9	17.4	16.0	15.1	14.6	13.1	11.6	10.1	8.6	7.1
KW	2.20	2.15	2.11	2.07	2.04	2.02	1.98	1.94	1.75	1.71	1.67	1.65	1.63	1.59	1.56	1.52	1.48	1.44
AMPS	9.7	9.0	8.4	7.9	7.6	7.5	7.0	6.7	6.4	6.1	5.8	5.6	5.6	5.3	4.9	4.6	4.3	3.8
COP	3.85	3.72	3.57	3.41	3.30	3.23	3.06	2.89	2.79	2.63	2.48	2.38	2.31	2.13	1.93	1.73	1.51	1.27
EER	13.2	12.7	12.2	11.7	11.3	11.0	10.5	9.9	9.5	9.0	8.5	8.1	7.9	7.3	6.6	5.9	5.2	4.4
HI PR	407	390	375	358	350	343	330	317	303	290	278	272	267	257	247	237	228	220
LO PR	135	126	118	108	102	98	90	80	73	65	57	53	51	43	37	31	27	22

MODEL: G/VSZ130241B* / AR*F182416**

HEATING OPERATION

	Outdoor Ambient Temperature																	
	65	60	55	50	47	45	40	35	30	25	20	17	15	10	5	0	-5	-10
MBh	28.9	27.4	25.8	24.1	23.0	22.3	20.7	19.1	16.9	15.6	14.3	13.6	13.0	11.7	10.4	9.1	7.7	6.3
Delta T	33.5	31.7	29.8	27.9	26.6	25.8	24.0	22.1	19.5	18.0	16.6	15.7	15.1	13.6	12.0	10.5	8.9	7.3
KW	2.17	2.12	2.08	2.04	2.02	2.00	1.96	1.91	1.80	1.76	1.72	1.70	1.68	1.64	1.60	1.57	1.52	1.49
AMPS	10.1	9.3	8.7	8.2	7.9	7.7	7.3	6.9	6.6	6.3	6.0	5.9	5.8	5.5	5.2	4.9	4.5	4.0
COP	3.91	3.77	3.62	3.46	3.34	3.27	3.10	2.92	2.74	2.59	2.44	2.33	2.27	2.08	1.89	1.69	1.48	1.25
EER	13.3	12.9	12.4	11.8	11.4	11.2	10.6	10.0	9.4	8.8	8.3	8.0	7.7	7.1	6.5	5.8	5.1	4.3
HI PR	413	395	380	364	355	348	335	321	308	294	282	275	271	260	250	240	231	223
LO PR	131	122	114	105	99	95	88	78	70	63	55	51	50	42	36	30	27	21

MODEL: G/VSZ130301A* / AR*F30301**

HEATING OPERATION

	Outdoor Ambient Temperature																	
	65	60	55	50	47	45	40	35	30	25	20	17	15	10	5	0	-5	-10
MBh	33.2	31.4	29.6	27.6	26.4	25.6	23.8	21.9	19.9	18.4	16.9	16.0	15.4	13.8	12.3	10.7	9.1	7.5
DELTA T	29.3	27.7	26.1	24.4	23.3	22.6	21.0	19.3	17.6	16.2	14.9	14.1	13.6	12.2	10.8	9.4	8.0	6.6
KW	2.52	2.47	2.42	2.37	2.35	2.32	2.28	2.23	2.37	2.32	2.26	2.23	2.21	2.16	2.11	2.05	2.00	1.95
AMPS	9.7	9.0	8.5	8.0	7.7	7.6	7.2	6.9	6.6	6.3	6.0	5.9	5.8	5.6	5.2	5.0	4.6	4.2
COP	3.86	3.72	3.57	3.41	3.29	3.22	3.05	2.88	2.46	2.32	2.19	2.10	2.04	1.88	1.70	1.52	1.34	1.12
EER	13.2	12.7	12.2	11.6	11.3	11.0	10.4	9.8	8.4	7.9	7.5	7.2	7.0	6.4	5.8	5.2	4.6	3.8
HI PR	366	351	337	323	315	309	297	285	273	261	250	244	240	231	222	213	205	198
LO PR	129	119	112	103	97	93	86	76	69	62	54	50	49	41	35	30	26	20

High pressure is measured at the liquid service valve (the smaller valve).

AMPS = Outdoor unit amps (comp. +fan)

Low pressure is measured at the gauge port connection.

KW = Total system power

Calculations are based on nominal CFM and 70 °F indoor dry bulb.

*Note: Shaded area is AHRI Rating Conditions at 47° outdoor ambient temperature

SPLIT SYSTEM HEATING PERFORMANCE

EXPANDED PERFORMANCE DATA

MODEL: G/VSZ130361A* / AR*F364216**

HEATING OPERATION

	Outdoor Ambient Temperature																	
	65	60	55	50	47	45	40	35	30	25	20	17	15	10	5	0	-5	-10
MBh	42.7	40.5	38.1	35.6	34.0	32.9	30.6	28.2	19.9	18.4	16.9	16.0	15.4	13.8	12.3	10.7	9.1	7.5
DELTA T	31.0	29.4	27.7	25.9	24.7	23.9	22.2	20.5	14.5	13.4	12.3	11.6	11.2	10.0	8.9	7.8	6.6	5.4
KW	3.07	3.01	2.96	2.90	2.87	2.85	2.79	2.74	2.82	2.76	2.70	2.67	2.64	2.58	2.52	2.46	2.40	2.35
AMPS	14.2	13.2	12.3	11.6	11.2	11.0	10.4	9.9	9.4	9.0	8.6	8.4	8.3	7.9	7.4	7.0	6.5	5.8
COP	4.07	3.93	3.77	3.59	3.47	3.39	3.21	3.02	2.07	1.95	1.84	1.76	1.71	1.57	1.42	1.27	1.11	0.93
EER	13.9	13.4	12.9	12.3	11.8	11.6	11.0	10.3	7.1	6.7	6.3	6.0	5.8	5.4	4.9	4.3	3.8	3.2
HI PR	372	356	343	328	320	314	302	290	277	265	254	248	244	235	226	216	209	201
LO PR	133	123	115	106	100	96	89	79	71	64	56	52	50	42	37	31	27	21

MODEL: G/VSZ130361B* / AR*F364216**

HEATING OPERATION

	Outdoor Ambient Temperature																	
	65	60	55	50	47	45	40	35	30	25	20	17	15	10	5	0	-5	-10
MBh	42.7	40.5	38.1	35.6	34.0	32.9	30.6	28.2	2.6	2.4	2.2	2.1	2.0	1.8	1.6	1.4	1.2	1.0
Delta T	33.0	31.2	29.4	27.5	26.2	25.4	23.6	21.8	2.0	1.9	1.7	1.6	1.6	1.4	1.2	1.1	0.9	0.8
KW	3.09	3.03	2.97	2.90	2.87	2.84	2.79	2.73	2.70	2.64	2.58	2.54	2.52	2.45	2.39	2.33	2.27	2.21
AMPS	14.0	13.0	12.1	11.4	11.0	10.8	10.2	9.7	9.3	8.8	8.4	8.2	8.1	7.7	7.2	6.8	6.3	5.6
COP	4.05	3.91	3.76	3.59	3.47	3.39	3.21	3.03	0.28	0.27	0.25	0.24	0.23	0.22	0.20	0.18	0.15	0.13
EER	13.8	13.4	12.8	12.3	11.8	11.6	11.0	10.4	1.0	0.9	0.9	0.8	0.8	0.7	0.7	0.6	0.5	0.4
HI PR	383	368	353	338	330	324	311	299	286	273	262	256	251	242	233	223	215	208
LO PR	133	123	115	106	100	96	89	79	71	64	56	52	50	42	37	31	27	21

MODEL: GSZ130363A* / AR*F364216**

HEATING OPERATION

	Outdoor Ambient Temperature																	
	65	60	55	50	47	45	40	35	30	25	20	17	15	10	5	0	-5	-10
MBh	42.7	40.5	38.1	35.6	34.0	32.9	30.6	28.2	19.9	18.4	16.9	16.0	15.4	13.8	12.3	10.7	9.1	7.5
DT	31.0	29.4	27.7	25.9	24.7	23.9	22.2	20.5	14.5	13.4	12.3	11.6	11.2	10.0	8.9	7.8	6.6	5.4
KW	2.90	2.84	2.79	2.73	2.70	2.68	2.63	2.58	2.42	2.37	2.32	2.29	2.27	2.22	2.17	2.12	2.07	2.02
AMPS	9.9	9.2	8.7	8.2	7.9	7.8	7.4	7.0	6.7	6.5	6.2	6.0	6.0	5.7	5.3	5.1	4.7	4.3
COP	4.32	4.17	4.00	3.81	3.68	3.60	3.41	3.21	2.41	2.27	2.14	2.05	1.99	1.82	1.65	1.48	1.29	1.08
EER	14.8	14.2	13.7	13.0	12.6	12.3	11.6	11.0	8.2	7.8	7.3	7.0	6.8	6.2	5.7	5.0	4.4	3.7
HI PR	383	368	353	338	330	324	311	299	286	273	262	256	251	242	233	223	215	208
LO PR	138	128	120	110	104	100	92	82	74	66	58	54	52	44	38	32	28	22

High pressure is measured at the liquid service valve (the smaller valve).
 Low pressure is measured at the gauge port connection.
 Calculations are based on nominal CFM and 70 °F indoor dry bulb.

AMPS = Outdoor unit amps (comp.+fan)
 KW = Total system power

*Note: Shaded area is AHRI Rating Conditions at 47° outdoor ambient temperature

SPLIT SYSTEM HEATING PERFORMANCE

EXPANDED PERFORMANCE DATA

MODEL: G/VSZ130421A* / AR*F36421**

HEATING OPERATION

	Outdoor Ambient Temperature																	
	65	60	55	50	47	45	40	35	30	25	20	17	15	10	5	0	-5	-10
MBh	50.3	47.6	44.8	41.9	40.0	38.8	36.0	33.2	29.9	27.6	25.4	24.0	23.1	20.7	18.4	16.0	13.7	11.2
DT	34.5	32.6	30.7	28.7	27.4	26.6	24.7	22.8	20.5	18.9	17.4	16.5	15.9	14.2	12.6	11.0	9.4	7.7
KW	3.60	3.53	3.46	3.39	3.35	3.32	3.25	3.18	3.24	3.16	3.09	3.05	3.02	2.95	2.88	2.80	2.73	2.66
AMPS	16.9	15.6	14.5	13.6	13.1	12.9	12.1	11.5	10.9	10.4	9.9	9.7	9.5	9.0	8.4	7.9	7.2	6.4
COP	4.09	3.95	3.79	3.62	3.49	3.42	3.24	3.05	2.70	2.55	2.40	2.30	2.24	2.06	1.87	1.67	1.47	1.23
EER	14.0	13.5	12.9	12.4	11.9	11.7	11.1	10.4	9.2	8.7	8.2	7.9	7.6	7.0	6.4	5.7	5.0	4.2
HI PR	368	353	340	325	317	311	299	287	275	262	252	246	242	232	223	214	207	199
LO PR	129	119	112	103	97	93	86	76	69	62	54	50	49	41	35	30	26	20

MODEL: G/VSZ130481A* / AR*F48601**

HEATING OPERATION

	Outdoor Ambient Temperature																	
	65	60	55	50	47	45	40	35	30	25	20	17	15	10	5	0	-5	-10
MBh	55.3	52.4	49.3	46.1	44.0	42.6	39.6	36.5	33.6	31.1	28.6	27.0	26.0	23.3	20.7	18.0	15.4	12.6
DELTA T	32.0	30.3	28.5	26.7	25.5	24.7	22.9	21.1	19.5	18.0	16.5	15.6	15.0	13.5	12.0	10.4	8.9	7.3
KW	3.93	3.87	3.80	3.73	3.69	3.66	3.59	3.52	3.37	3.30	3.23	3.19	3.17	3.10	3.04	2.97	2.90	2.84
AMPS	18.2	16.8	15.7	14.8	14.3	14.0	13.2	12.5	12.0	11.4	10.9	10.6	10.5	9.9	9.3	8.7	8.1	7.3
COP	4.11	3.96	3.80	3.62	3.49	3.41	3.23	3.03	2.93	2.76	2.59	2.47	2.40	2.20	1.99	1.78	1.55	1.30
EER	14.1	13.5	13.0	12.4	11.9	11.7	11.0	10.4	10.0	9.4	8.8	8.5	8.2	7.5	6.8	6.1	5.3	4.4
HI PR	380	364	350	335	327	321	308	296	284	271	260	254	249	240	231	221	213	206
LO PR	129	119	112	103	97	93	86	76	69	62	54	50	49	41	35	30	26	20

MODEL: G/VSZ130601A* / AR*F48601**

HEATING OPERATION

	Outdoor Ambient Temperature																	
	65	60	55	50	47	45	40	35	30	25	20	17	15	10	5	0	-5	-10
MBh	72.9	69.0	65.0	60.7	58.0	56.2	52.2	48.1	44.9	41.4	38.1	36.0	34.7	31.1	27.6	24.0	20.5	16.8
DELTA T	37.5	35.5	33.4	31.2	29.8	28.9	26.9	24.8	23.1	21.3	19.6	18.5	17.8	16.0	14.2	12.4	10.6	8.6
KW	5.21	5.11	5.01	4.92	4.86	4.82	4.72	4.63	4.66	4.56	4.46	4.40	4.36	4.26	4.16	4.06	3.96	3.86
AMPS	24.0	22.2	20.7	19.5	18.8	18.4	17.3	16.4	15.7	15.0	14.2	13.9	13.7	13.0	12.1	11.3	10.5	9.4
COP	4.10	3.95	3.79	3.62	3.49	3.41	3.23	3.05	2.82	2.66	2.50	2.40	2.33	2.14	1.94	1.73	1.52	1.28
EER	14.0	13.5	13.0	12.4	11.9	11.7	11.1	10.4	9.6	9.1	8.6	8.2	8.0	7.3	6.6	5.9	5.2	4.4
HI PR	416	399	383	367	358	351	338	324	310	296	285	278	273	262	252	242	233	225
LO PR	133	123	115	106	100	96	89	79	71	64	56	52	50	42	37	31	27	21

High pressure is measured at the liquid service valve (the smaller valve).
 Low pressure is measured at the gauge port connection.
 Calculations are based on nominal CFM and 70 °F indoor dry bulb.

AMPS = Outdoor unit amps (comp.+fan)
 KW = Total system power

*Note: Shaded area is AHRJ Rating Conditions at 47° outdoor ambient temperature

SPLIT SYSTEM HEATING PERFORMANCE

EXPANDED PERFORMANCE DATA

MODEL: GSZ130483A* / AR*F486016**

HEATING OPERATION

	Outdoor Ambient Temperature																	
	65	60	55	50	47	45	40	35	30	25	20	17	15	10	5	0	-5	-10
MBh	55.3	52.4	49.3	46.1	44.0	42.6	39.6	36.5	33.6	31.1	28.6	27.0	26.0	23.3	20.7	18.0	15.4	12.6
DT	32.0	30.3	28.5	26.7	25.5	24.7	22.9	21.1	19.5	18.0	16.5	15.6	15.0	13.5	12.0	10.4	8.9	7.3
KW	3.94	3.87	3.80	3.72	3.68	3.65	3.58	3.51	3.49	3.42	3.34	3.30	3.27	3.20	3.12	3.05	2.98	2.90
AMPS	11.1	10.3	9.7	9.1	8.8	8.6	8.2	7.8	7.5	7.2	6.8	6.7	6.6	6.3	5.9	5.6	5.2	4.7
COP	4.10	3.96	3.80	3.62	3.50	3.42	3.24	3.05	2.82	2.66	2.50	2.39	2.33	2.14	1.94	1.73	1.51	1.27
EER	14.0	13.5	13.0	12.4	11.9	11.7	11.1	10.4	9.6	9.1	8.6	8.2	7.9	7.3	6.6	5.9	5.2	4.3
HI PR	386	370	356	340	332	326	313	300	288	275	264	258	253	243	234	224	216	209
LO PR	126	117	110	101	95	91	84	75	68	60	53	49	48	40	35	29	26	20

MODEL: GSZ130484A* / AR*F486016**

HEATING OPERATION

	Outdoor Ambient Temperature																	
	65	60	55	50	47	45	40	35	30	25	20	17	15	10	5	0	-5	-10
MBh	55.3	52.4	49.3	46.1	44.0	42.6	39.6	36.5	33.6	31.1	28.6	27.0	26.0	23.3	20.7	18.0	15.4	12.6
DT	32.0	30.3	28.5	26.7	25.5	24.7	22.9	21.1	19.5	18.0	16.5	15.6	15.0	13.5	12.0	10.4	8.9	7.3
KW	3.94	3.87	3.80	3.73	3.68	3.65	3.58	3.51	3.49	3.42	3.34	3.30	3.27	3.20	3.12	3.05	2.98	2.90
AMPS	6.1	5.7	5.4	5.1	4.9	4.8	4.6	4.4	4.2	4.0	3.8	3.8	3.7	3.5	3.3	3.2	3.0	2.7
COP	4.10	3.96	3.80	3.62	3.50	3.42	3.24	3.05	2.82	2.66	2.50	2.39	2.33	2.14	1.94	1.73	1.51	1.27
EER	14.0	13.5	13.0	12.4	11.9	11.7	11.1	10.4	9.6	9.1	8.6	8.2	7.9	7.3	6.6	5.9	5.2	4.3
HI PR	386	370	356	340	332	326	313	300	288	275	264	258	253	243	234	224	216	209
LO PR	126	117	110	101	95	91	84	75	68	60	53	49	48	40	35	29	26	20

MODEL: GSZ130603A* / AR*F486016**

HEATING OPERATION

	Outdoor Ambient Temperature																	
	65	60	55	50	47	45	40	35	30	25	20	17	15	10	5	0	-5	-10
MBh	72.9	69.0	65.0	60.7	58.0	56.2	52.2	48.1	44.9	41.4	38.1	36.0	34.7	31.1	27.6	24.0	20.5	16.8
DT	37.5	35.5	33.4	31.2	29.8	28.9	26.9	24.8	23.1	21.3	19.6	18.5	17.8	16.0	14.2	12.4	10.6	8.6
KW	5.21	5.11	5.01	4.91	4.86	4.81	4.72	4.62	4.65	4.55	4.45	4.39	4.34	4.24	4.14	4.04	3.94	3.84
AMPS	13.1	12.2	11.4	10.7	10.3	10.1	9.5	9.0	8.6	8.2	7.8	7.7	7.6	7.2	6.7	6.3	5.8	5.2
COP	4.10	3.95	3.79	3.62	3.50	3.42	3.24	3.05	2.82	2.67	2.51	2.40	2.34	2.15	1.95	1.74	1.53	1.28
EER	14.0	13.5	13.0	12.4	11.9	11.7	11.1	10.4	9.6	9.1	8.6	8.2	8.0	7.3	6.7	6.0	5.2	4.4
HI PR	416	399	383	367	358	351	338	324	310	296	285	278	273	262	252	242	233	225
LO PR	133	123	115	106	100	96	89	79	71	64	56	52	50	42	37	31	27	21

MODEL: GSZ130604A* / AR*F486016**

HEATING OPERATION

	Outdoor Ambient Temperature																	
	65	60	55	50	47	45	40	35	30	25	20	17	15	10	5	0	-5	-10
MBh	72.9	69.0	65.0	60.7	58.0	56.2	52.2	48.1	44.9	41.4	38.1	36.0	34.7	31.1	27.6	24.0	20.5	16.8
DT	37.5	35.5	33.4	31.2	29.8	28.9	26.9	24.8	23.1	21.3	19.6	18.5	17.8	16.0	14.2	12.4	10.6	8.6
KW	5.21	5.11	5.01	4.91	4.86	4.81	4.72	4.62	4.65	4.55	4.45	4.39	4.34	4.24	4.14	4.04	3.94	3.84
AMPS	6.5	6.1	5.7	5.4	5.2	5.1	4.8	4.6	4.4	4.2	4.1	4.0	3.9	3.7	3.5	3.3	3.1	2.8
COP	4.10	3.95	3.79	3.62	3.50	3.42	3.24	3.05	2.82	2.67	2.51	2.40	2.34	2.15	1.95	1.74	1.53	1.28
EER	14.0	13.5	13.0	12.4	11.9	11.7	11.1	10.4	9.6	9.1	8.6	8.2	8.0	7.3	6.7	6.0	5.2	4.4
HI PR	416	399	383	367	358	351	338	324	310	296	285	278	273	262	252	242	233	225
LO PR	133	123	115	106	100	96	89	79	71	64	56	52	50	42	37	31	27	21

High pressure is measured at the liquid service valve (the smaller valve).
 Low pressure is measured at the gauge port connection.
 Calculations are based on nominal CFM and 70 °F indoor dry bulb.

AMPS = Outdoor unit amps (comp.+fan)
 KW = Total system power

*Note: Shaded area is AHRI Rating Conditions at 47° outdoor ambient temperature

PERFORMANCE DATA

PERFORMANCE TEST

All data based upon listed indoor dry bulb temperature. .00 inches external static pressure on coil of outdoor section. Indoor air cubic feet per minute (CFM) as listed in the Performance Data Sheets:

If conditions vary from this, results will change as follows:

1. As indoor dry bulb temperatures increase, a slight increase will occur in indoor air temperature drop (Delta T). Low and high side pressures and power will not change.
2. As indoor CFM decreases, a slight increase will occur in indoor temperature drop (Delta T). A slight decrease will occur in low and high side pressures and power.

A properly operating unit should be within plus or minus **2 degrees** of the subcooling value shown in the Heat Pump Specifications.

A properly operating unit should be within plus or minus **3 degrees** of the typical (Delta T) value shown.

A properly operating unit should be within plus or minus **7 PSIG** of the **HI PR** shown.

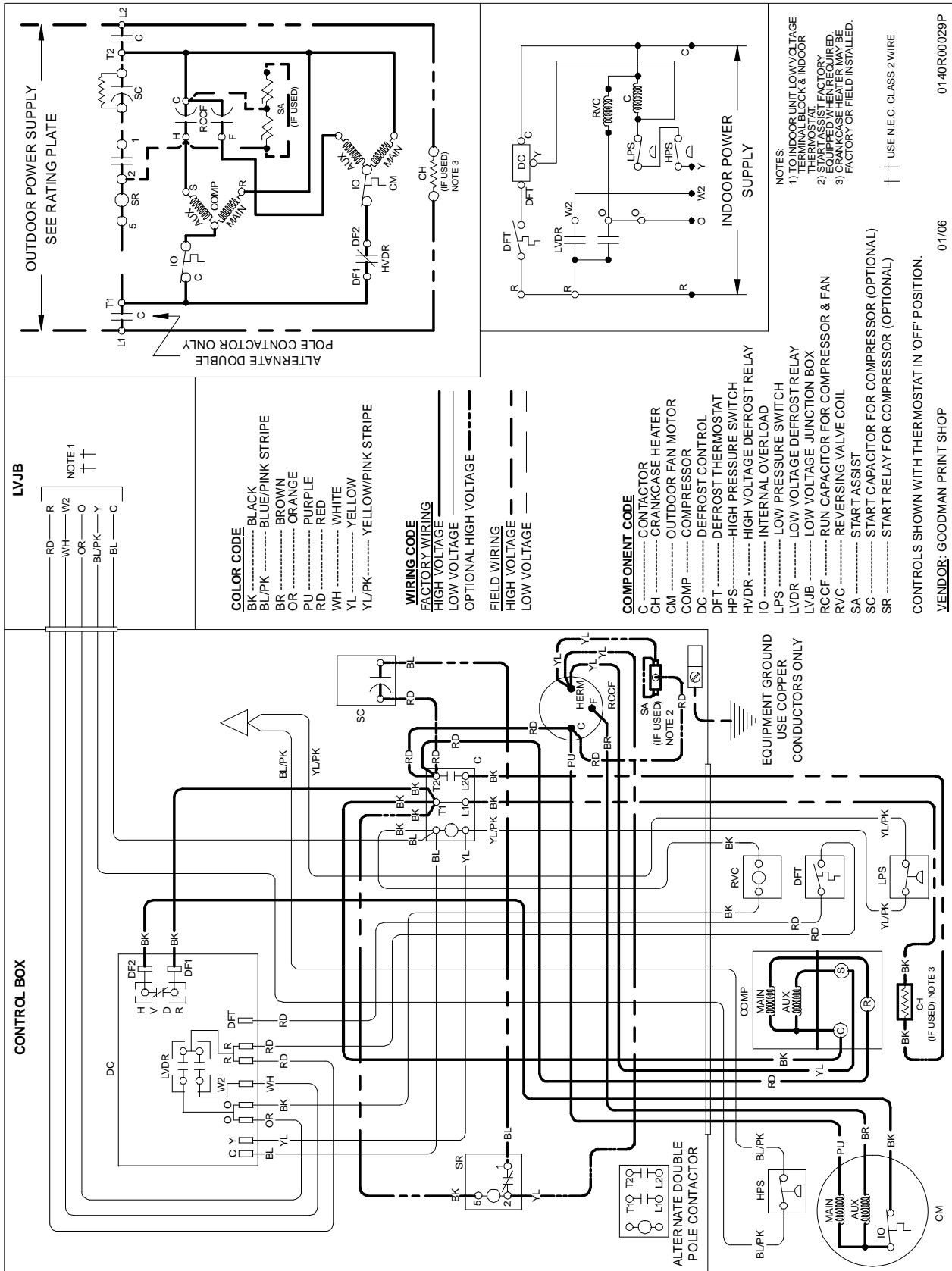
A properly operating unit should be within plus or minus **3 PSIG** of the **LO PR** shown.

A properly operating unit should be within plus or minus **3 Amps** of the typical value shown.

NOTE: Pressures are measured at the liquid and suction service valve ports.

WARNING

HIGH VOLTAGE!
DISCONNECT ALL POWER BEFORE SERVICING OR INSTALLING THIS UNIT. MULTIPLE POWER SOURCES MAY BE PRESENT. FAILURE TO DO SO MAY CAUSE PROPERTY DAMAGE, PERSONAL INJURY OR DEATH.



Wiring is subject to change, always refer to the wiring diagram on the unit for the most up-to-date wiring.

Free Manuals Download Website

<http://myh66.com>

<http://usermanuals.us>

<http://www.somanuals.com>

<http://www.4manuals.cc>

<http://www.manual-lib.com>

<http://www.404manual.com>

<http://www.luxmanual.com>

<http://aubethermostatmanual.com>

Golf course search by state

<http://golfingnear.com>

Email search by domain

<http://emailbydomain.com>

Auto manuals search

<http://auto.somanuals.com>

TV manuals search

<http://tv.somanuals.com>