

B-52 GUITAR AMPLIFICATION



INSTRUCTION MANUAL

IMPORTANT SAFETY INSTRUCTIONS!

- 1) Read these instructions.
- 2) Follow all instructions.
- 3) Keep these instructions.
- 4) Heed all warnings.
- 5) **DO NOT** turn on the AT-212 without the loudspeaker connected.
- 6) Do not use the AT-212 near water. Be extra cautious when moving the AT-212 during rain or while transporting it over wet surfaces as water might splash onto the amplifier.
- 6) Clean only with dry cloth.
- 7) Do not block any ventilation openings and operate in accordance with manufacturer's instructions.
- 8) Do not install near heat sources such as radiators, stoves or other devices that may produce heat.
- 9) Do not defeat the safety purpose of the polarization or grounding-type plug. A polarized plug has two blades with one wider than the other. A grounding-type plug has two blades and a third grounding prong. The wide blade or the third prong is provided for your safety. If the provided plug does not fit your outlet, consult an electrician for replacement of the obsolete outlet.
- 10) Protect the power cord from being walked on or pinched, particularly at the plug and the point where it exits the AT-212 amplifier.
- 11) Only use attachments / accessories specified by B-52 Professional.
- 12) Unplug the AT-212 during lightning storms and when not in use.
- 13) Refer all servicing to qualified personnel. Servicing is required when the AT-212 has been damaged in any way such as when power-cord or plug is damaged, liquid has been spilled into the amplifier, the unit has been exposed to moisture or rain, does not operate normally, or has been dropped.
- 14) To reduce the risk of fire or electric shock, do not expose the AT-212 to rain or moisture.
- 15) Moisture can damage the AT-212 and can cause corrosion of electrical contacts.
- 16) Keep the unit out of extended or intense direct sun light. No containers filled with any type of liquid should be placed on or near the AT-212.
- 17) **Never remove the front or rear panels of the AT-212 while it is connected to an electrical outlet.**

INSIDE THIS INSTRUCTION MANUAL

Important Safety Instructions / Features	2
Product Information	3
AT-212 Controls	4-5
Set-up & Warranty Information	5-7
Contact Information	8

AT-212 ALL-TUBE COMBO

This AT-212 is a 3-channel, all-tube, tri-mode rectified combo that gives you unparalleled tone and astounding versatility. The clean channel yields sparkling vintage tone that stays clean even at high volume. The overdrive section features 2 independent high-gain channels and independent volume controls with a shared 3-band EQ. The assignable contour (mid-scoop) control gives you the ability to make each overdrive channel sound radically different. The Global section features Low-Res (Resonance), Reverb and Master Volume.

- All-Tube Signal Path
- Tri-Mode Rectifier: Tube - Class A or AB, Solid-State - Class AB
- Overdrive Channel: Gain 1 and Gain 2 Each with Independent Master Volumes, 3-Band EQ, Assignable Contour Control
- Clean Channel: Master Volume, 3-Band EQ and Bright Switch
- Global Controls: Volume, Low-Res (Resonance) and Reverb
- Effects Loop with Level Controls (Footswitchable)
- Line Out with Level Control
- Selectable 4 / 8 / 16 Ohms External Speaker Jacks
- 4-Position Footswitch: Channel, Gain, Reverb and Effects Loop
- Ground Lift Switch
- Rugged 18mm Baltic birch construction
- Detachable casters for easy transport
- Dimenisions: 27" (W) x 11" (D) x 21" (H)
- Weight: 80lbs.

HEED ALL WARNINGS!



WARNING: To reduce the risk of fire or electrical shock do not expose this equipment to rain or moisture.

AT-212 100-WATT ALL-TUBE 2x12" COMBO!

THANK YOU FOR CHOOSING THE B-52 PROFESSIONAL AT-212 COMBO! The B-52 AT-212 is a feature-laden all-tube 2 x 12" open-backed combo with 100 relentless watts ripping through two custom-built B-52 loudspeakers. The AT-212's foundation is outstanding tone, versatility and power. Each channel - Clean and Overdrive - has its own set of gain, treble, mid and bass equalization controls for maximum flexibility.

The Clean Channel goes from classic sparkle to serious crunch while the Overdrive Channel features two independent gain options. Gain 1 moves from bluesy grit all the way to metallic shred. Gain 2 takes over where Gain 1 leaves off for the most intense gain ever.. The assignable contour control "scoops" the all important mids, effectively producing the ultimate metal tone or, when switched out, creates the warm, full bodied tones of the great classic amps. A three position rectifier switch adds even more versatility, offering Tube Class AB1, Tube Class A and Solid State settings.

The AT-212 also features solid Baltic birch construction, detachable casters and a four function heavy-duty footswitch.




AT-212 TUBES

Power Tubes:	4 x 6L6 / 5881
Preamp Tubes:	4 x 12AX7
Reverb Tube:	1 x 12AX7
Rectifier Tube:	1 x 5AR4
Effects Loop:	1 x 12AX7
Phase Inverter:	1 x 12AX7



AT-212 includes rugged
3" casters

The AT-212 features rock-solid
13-ply Baltic birch construction



CUSTOM B-52 TRANSDUCER

Power Handling:	120 watts
Freq. Response:	50-5K Hz
Nominal Impedance:	16 Ohms
Voice Coil Diameter:	2.5"

HEARING DAMAGE, PROLONGED EXPOSURE TO EXCESSIVE SPL

B-52 Professional amplifiers and speakers, including the AT-212, are capable of producing sound pressure levels (SPL) sufficient to cause permanent hearing damage to performers, production crews or people in the audience. Hearing protection devices such ear-plugs are recommended. Caution should be taken to avoid extended SPL is excess of 90 dBA.

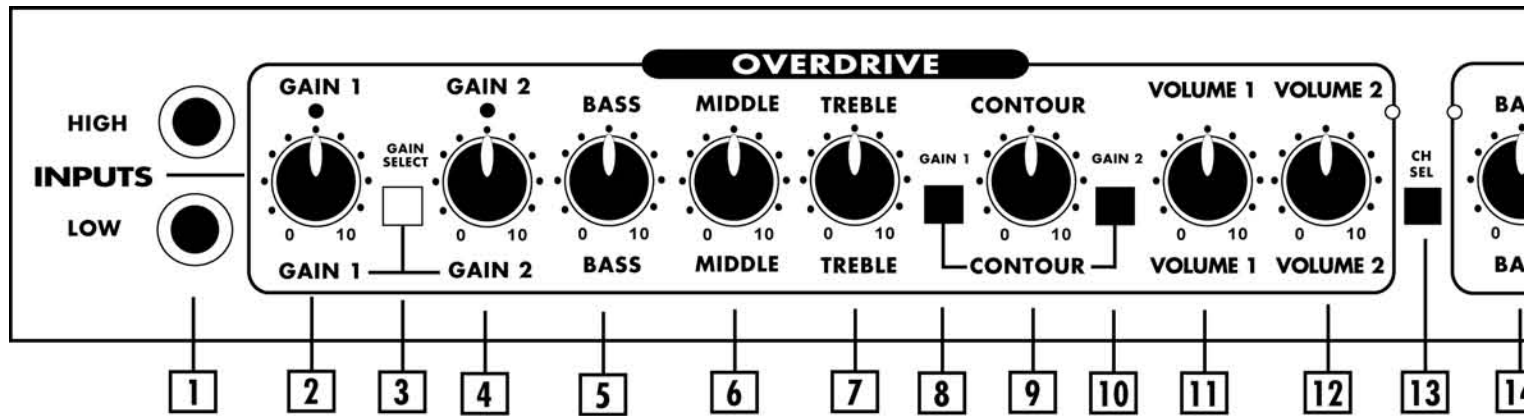
AMPLIFIER MODULE PRECAUTIONS

Do not attempt to service the AT-212 by yourself. Refer all servicing to a B-52 Stealth Series Authorized dealer. Service is required when the AT-212 has had liquid spilled on or inside the unit, has been damaged in any way, has been exposed to rain or moisture, does not operate normally or has been dropped.

WARNING – SHOCK HAZARD:

To reduce the risk of fire or electrical shock, do not expose this unit to rain or moisture. Do not operate your AT-212 near a pool or other standing water. Make sure all blades on the polarized power plug are fully inserted into the power source. Ensure the power cord is not stretched, pinched or otherwise abused. Ensure the power cord is routed to avoid foot traffic. Your AT-212 amplifier should be cleaned only with a dry cloth.

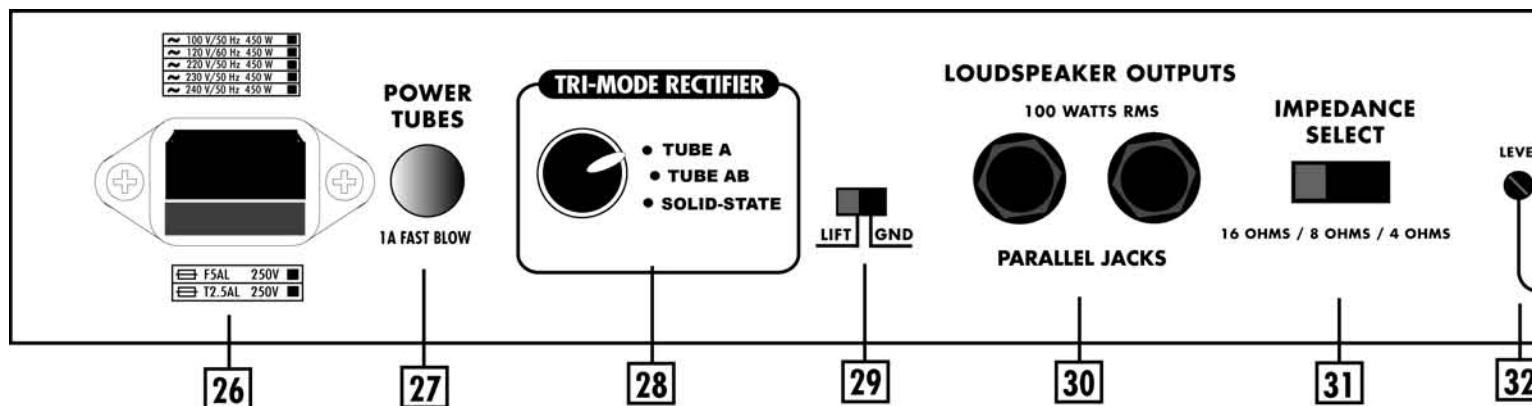
AT-212 - CONTROLS AND FEATURES



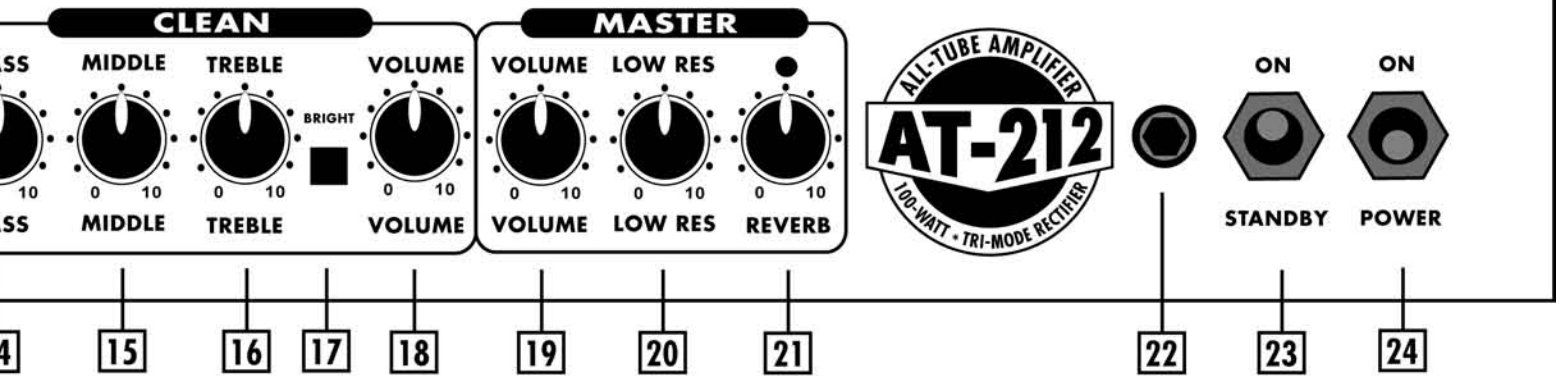
- LOW/HIGH INPUTS:** Plug your guitar in here. Use the input that best suits your playing style. Most players use the High input for maximum gain. For a cleaner sound, use the Low input. Always use a high quality, shielded instrument cable.
- OVERDRIVE CHANNEL – GAIN 1:** Adjusts the amount of distortion in Gain 1. (Activated LED indicates in use).
- OVERDRIVE CHANNEL – GAIN SWITCH:** Push switch Selects between Gain 1 and Gain 2 controls. Activated LED lights indicate which channel is currently use.
- OVERDRIVE CHANNEL – GAIN 2:** Adjusts the amount of distortion in Gain 1. (Activated LED indicates in use).
- OVERDRIVE CHANNEL – BASS:** Adjusts the amount of low frequency boost or cut as desired in the overdrive channel. Bass is B-52's signature. Turning this control clockwise increases depth and low-end punch to your music.
- OVERDRIVE CHANNEL – MIDDLE:** Adjusts the amount of mid-range frequencies as desired in the overdrive channel. Similar to the Clean Channel function, the O.D. Channel Middle control adds body and punch to your sound.
- OVERDRIVE CHANNEL – TREBLE:** Adjusts the amount of high frequency boost or cut as desired in the overdrive channel. Turning this control clockwise adds clarity to your sound.
- OVERDRIVE CHANNEL – GAIN SWITCH 1:** Activates the CONTOUR control for Gain 1.
- OVERDRIVE CHANNEL – CONTOUR:** Varies the critical midrange tone in the overdrive channels. Adjusts from "classic" midrange punch to "scooped metal" madness.
- OVERDRIVE CHANNEL – GAIN SWITCH 2:** Activates the CONTOUR control for Gain 2.
- OVERDRIVE – VOLUME 1:** Controls the overall volume of the medium gain overdrive channel.
- OVERDRIVE – VOLUME 2:** Controls the overall volume of the high gain overdrive channel.
- CHANNEL SELECT:** Push switch selects between the clean and overdrive channels. Activated LED lights indicate which channel is in use.
- CLEAN CHANNEL - BASS:** Adjusts the amount of low frequency boost or cut as desired. Adding bass will increase the depth and fullness of your sound.
- CLEAN CHANNEL - MIDDLE:** Adjusts the amount of mid-range

WARNING: SHOCK HAZARD!

To reduce the risk of fire or electrical shock, do not expose this unit to rain or moisture. Do not operate your AT-212 near a pool or other standing water. Make sure all blades on the polarized power plug are fully inserted into the power source. Ensure the powercord is not stretched, pinched or otherwise abused. Ensure the power cord is routed to avoid foot traffic. Your AT-212 amplifier should be cleaned only with a dry cloth.



- AC INLET & PRIMARY FUSE:** Connects AC powercord and houses primary fuse. *Always use correct value as indicated on amp panel chart.*
- POWER TUBE FUSE:** This fuse protects the AT-212 against circuit damage caused by a power tube failure. Only replace with a 1 AMP Fast Blo (never Slo Blo) fuse.
- 3-SETTING RECTIFIER SWITCH:**
 - SOLID-STATE** – Gives tightest low-end definition and fastest attack.
 - TUBE AB1** – Punchy, warm and tighter definition than Tube A.
 - TUBE A** – "Vintage" attack and feel. Warmest sounding setting.
- GROUND / LIFT SWITCH:** Removes ground from the circuit to eliminate 60-cycle hum.
- LOUDSPEAKER OUTPUTS:** Connects the AT-212 to the speaker cabinets such as the AT-412A or AT-412B. **NOTE:** Always be sure the speakers are plugged in before attempting to operate the amplifier. Always use a high quality, heavy duty, unshielded speaker cable. Severe damage can occur from failing to connect the speakers and properly setting the impedance selector switch.
- IMPEDANCE SELECTOR SWITCH:** Allows the AT-212 to safely operate into any 4 ohm, 8 ohm or 16 ohm cabinets(s). **NOTE:** Always set the switch to match the impedance of your cabinet(s).



frequencies as desired in the clean channel. Turning the middle control clockwise will increase the amount of warmth in your tone. Counterclockwise settings create a more pristine, acoustic kind of sound.

16. **CLEAN CHANNEL - TREBLE:** Adjusts the amount of high frequency boost or cut as desired in the clean channel. Treble adds brightness to your tone. Turning this control clockwise will add brilliance to your sound. Turning the control counterclockwise softens the tone.
17. **CLEAN CHANNEL - BRIGHT:** Adds high end sparkle.
18. **CLEAN CHANNEL - VOLUME:** Controls the overall signal level of the clean channel. Adjusting the volume control enables you to produce sparkling clean sounds to crunchy, dirty blues. Turned all the way to the left you will experience clean sounds. A setting all the way to the right will produce moderate levels of distortion.
19. **MASTER VOLUME:** Controls the overall signal level of the AT-212. To increase the overall signal and/or volume, rotate the control clockwise. The Master volume control allows you to preset the output levels of both the Clean and Overdrive Channels.
20. **MASTER LOW RESONANCE:** Controls the overall resonance of the amplifier. Turning the control clockwise adds rich low end.
21. **MASTER REVERB CONTROL:** Adjusts the amount of reverb produced by the amplifier. To increase the amount of reverb turn clockwise.

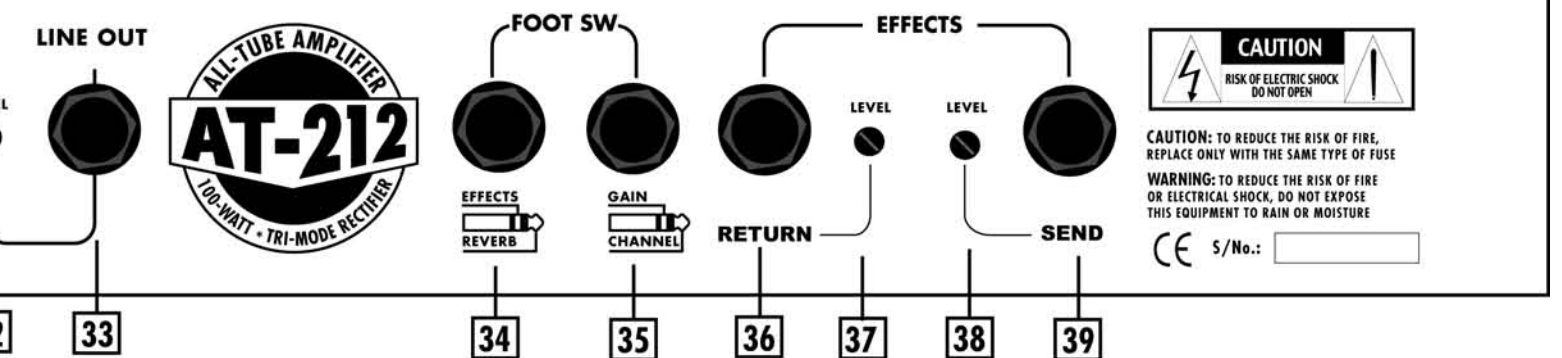
22. **PILOT JEWEL.** Power on indicator.

23. **STANDBY ON/OFF SWITCH:** Allows the AT-212 to remain turned ON for limited periods of inactivity without the risk of damaging / over-heating the amplifier tubes. When the Standby switch is in the STANDBY position the AT-212 is in a non-operational setting. When in Standby the Sovtek tubes remain hot and ready for use. This bypasses the time required for the tubes to warm up before use. When the Standby switch is in the ON position the AT-212 is operational and should not be left inactive. DO NOT turn on the AT-212 or have the Standby switch set to ON without it connected to a loudspeaker.

24. **POWER ON/OFF SWITCH:** Turns the AT-212 on and off.

AMPLIFIER PRECAUTIONS

Do not attempt to service the AT-212 by yourself. Refer all servicing to a B-52 Authorized dealer. Service is required when the AT-212 has had liquid spilled on it or has been damaged in any way, the amplifier has been exposed to rain or moisture, does not operate normally or has been dropped.



32. **LINE OUT LEVEL CONTROL:** Controls the output capacity of the Line Out Level.

33. **LINE OUT JACK:** Connects the AT-212 to an external line-level device such as a mixing board.

34. **FOOTSWITCH - EFFECTS/REVERB:** Connects footswitch to turn the reverb on/off and the effects loop on/off.

35. **FOOTSWITCH - GAIN AND CHANNEL SWITCH:** Switch between Gain 1 and Gain 2 in the overdrive Channel. Also switches between clean and overdrive channel.

36. **EFFECTS - RETURN JACK:** Connects the AT-212 to the output of an effects unit.

37. **EFFECTS - RETURN LEVEL:** Controls the input capacity of the returning signal from an effects unit.

38. **EFFECTS - SEND LEVEL:** Controls the sending level output to an effects unit.

39. **EFFECTS - SEND JACK:** Connects to the AT-212 to the input off an effects unit.

LIMITED WARRANTY

Thank you for choosing a B-52 sound product. B-52 manufactures some of the world's best sounding and most reliable professional speaker systems, amplifiers and components. E.T.I. Sound Systems, Inc., makers of B-52, takes great pride in thoroughly testing each B-52 product prior to shipment.

B-52 CABINETS: E.T.I. Sound Systems, Inc. offers a LIFETIME warranty (effective January 1, 2002) to the original purchaser that a B-52's cabinet construction will be free from defects in material and workmanship. A dated sales receipt will establish coverage under this warranty. This warranty does not cover service or parts to repair damage caused by neglect, abuse, normal & wear and cosmetic appearance of the cabinetry not directly attributed to defects in material or workmanship, or service, repair, modifications of the cabinet, which has not been authorized or approved by E.T.I. If this product is defective in materials or workmanship as warranted above, your sole remedy shall be repair or replacement as provided above.

LOUDSPEAKER AND MID-RANGE COMPONENTS: E.T.I. Sound Systems, Inc. warrants the original purchaser that B-52 loudspeakers and/or midrange components will be free from defects in material and workmanship for a period of (5) FIVE YEARS from the original purchase date (effective January 1, 2002). A dated sales receipt will establish coverage under this warranty. This warranty will automatically terminate (5) years after the original retail sales date. This (5) five-year warranty does not cover service or parts to repair damage caused by accident, disaster, misuse, abuse, burnt voice-coils, over-powering, negligence, inadequate packing or shipping procedures and service, repair or modifications of the component which has not been authorized or approved by E.T.I.. This warranty is in lieu of all other expressed warranties. If this product is defective in materials or workmanship as warranted above, your sole remedy shall be repair or replacement as provided above.

HIGH-FREQUENCY DEVICES: E.T.I. Sound Systems, Inc. offers a LIFE-TIME warranty (effective January 1, 2002) to the original purchaser that B-52 high frequency (tweeters) devices will be free from defects in material and workmanship. A dated sales receipt will establish coverage under this warranty. This warranty does not warranty neglect or abuse. **NO WARRANTY IS OFFERED ON HIGH-FREQUENCY DEVICES IN B-52 SYSTEMS WITH A BI-AMP SWITCH OPTION.** The lifetime warranty on high-frequency devices does not cover service or parts to repair damage caused by accident, disaster, misuse, abuse, negligence, inadequate packing or shipping procedures or service, repair or modifications of the product which has not been authorized or approved by E.T.I. This warranty is in lieu of all other expressed warranties. If this product is defective in materials or workmanship as warranted above, your sole remedy shall be repair or replacement as provided above.

GUITAR AMPLIFIERS: E.T.I. Sound Systems, Inc. warrants the original purchaser that B-52 guitar amplifiers will be free from defects in material and workmanship for a period of (5) FIVE YEARS from the original purchase date (effective January 1, 2002). A dated sales receipt will establish coverage under this warranty. This warranty will automatically terminate (5) years after the original retail sales date. This (5) five-year warranty does not cover service or parts to repair damage caused by accident, disaster, misuse, abuse, over-powering, negligence, inadequate packing or shipping procedures and service, repair or modifications of the amplifier which has not been authorized or approved by E.T.I.. This warranty is in lieu of all other expressed warranties. If this product is defective in materials or workmanship as warranted above, your sole remedy shall be repair or replacement as provided above.

GUITAR AMPLIFIER TUBES: E.T.I. Sound Systems, Inc. warrants the original purchaser that amplifier tubes used in B-52 Stealth Series All-Tube Amplifiers will be free from defects in material and workmanship for a period of 90 DAYS from the original date of purchase (effective January 1, 2002). A dated sales receipt will establish coverage under this warranty. This warran-

ty will automatically terminate 90 Days after the original retail sales date. This 90-Day warranty does not cover service or parts to repair damage caused by accident, disaster, misuse, abuse, over-powering, negligence, inadequate packing or shipping procedures and service, repair or modifications of the amplifier which has not been authorized or approved by E.T.I.. This warranty is in lieu of all other expressed warranties. If this product is defective in materials or workmanship as warranted above, your sole remedy shall be repair or replacement as provided above.

RETURN PROCEDURES: In the unlikely event that a defect should occur, follow the procedure outlined below. Defective products must be shipped, together with **proof of purchase**, freight pre-paid and insured to the Authorized B-52 Dealer from whom you purchased the product or directly to E.T.I. Sound Systems. If a product must be returned to E.T.I. Sound Systems for warranty replacement/repair, a **Return Authorization Number** must be obtained from our Customer Service Department prior to shipping the product.

NEVER RETURN THE ENTIRE CABINET—JUST THE DEFECTIVE COMPONENT. Identify and remove the defective component. If you are uncertain which component is defective, or need directions for removing a component, please contact our Customer Service Department for assistance. Components which are a part of an original B-52 speaker box must be sent directly to E.T.I. Products must be shipped in the original packaging or its equivalent; in any case, the risk of loss or damage in transit is to be borne by the purchaser. The Return Authorization Number must appear in large print directly below the shipping address. Always include a brief description of the defect, along with your correct return address and telephone number. When calling to inquire about a returned product, always refer to the Return Authorization Number. If E.T.I. determines that the unit was defective in materials or workmanship at any time during the warranty period, E.T.I. has the option of repairing or replacing the product at no additional charge, except as set forth below. All replaced parts become a property of E.T.I. Products replaced or repaired under this warranty will be returned via ground-shipping-within the United States-freight prepaid. **E.T.I. is not responsible for costs associated with expedited shipping, either to E.T.I. or the return of the product to the customer.**

INCIDENTAL OR CONSEQUENTIAL DAMAGE: In no event will E.T.I. be liable for any incidental or consequential damages arising out of the use or inability to use of any B-52 product, even if E.T.I. or a B-52 dealer has been advised of the possibility of such damages, or any other claim by any other party. Some states do not allow the exclusion or limitation of consequential damages, so the above limitation and exclusion may not apply to you. This warranty gives you specific legal rights and you may also have other rights which may vary from state to state.

FOR YOUR PROTECTION: Please complete and mail the **Purchase Information Card** within (10) ten days of the date of purchase so that we may contact you directly in the event a safety notification issued in accordance with the 1972 Consumer Product Safety Act. In addition, we ask that you complete the brief questionnaire so we may analyze your answers and in this way, help us evaluate our customer needs.

CUSTOMER SERVICE: Our dedicated staff is ready to help you with any B-52 warranty or product questions you may have. Please call 323-277-4100 (9:00AM to 4:00PM Pacific Standard Time, United States).



E.T.I. Sound Systems, INC.
3383 Gage Ave., Huntington Park, CA, 90255

your search is over...

AT-100 ALL-TUBE AMPLIFIER WITH TRI-MODE RECTIFIER

- 100-Watt RMS All-Tube Signal Path
- Tri-Mode Rectifier: Tube - Class A or AB, Solid-State - Class AB
- Overdrive Channel: Gain 1 and Gain 2 Each with Independent Master Volumes, 3-Band EQ, Assignable Contour Control
- Clean Channel: Master Volume, 3-Band EQ and Bright Switch
- Global Controls: Volume, Low-Res (Resonance) and Reverb
- Effects Loop with Level Controls (Footswitchable)
- Line Out with Level Control
- Selectable 4 / 8 / 16 Ohms External Speaker Jacks
- 4-Position Footswitch: Channel, Gain, Reverb and Effects Loop
- Ground Lift Switch
- 12 Tubes
 - Power: 4 – 6L6 / 5881
 - Preamp: 4 – 12AX7
 - Phase-Inverter: 1 – 12AX7
 - Reverb: 1 – 12AX7
 - Effects-Loop: 1 – 12AX7
 - Rectifier: 1 – 5AR4

AT-412A & AT-412B CABINETS

- 480-Watt RMS, 4x12" Cabinets
- 120-Watt RMS Custom B-52 Speakers
- Mono/Stereo Switchable
- Reinforced Baltic Birch Construction
- Custom B-52 Handles, Metal Corners and Rubber Feet
- Detachable Casters for Easy Transport
- Elegant Vinyl Finish, Black Grille Cloth & Silver Piping



you've been
on a quest
to find *the*
ultimate tone

the one that
defines
your style,
your sound,
your soul

this is it!

...and you don't
need to make a
deal with the devil
to afford it.

www.B-52GUITAR.com 1-800-344-4384



Free Manuals Download Website

<http://myh66.com>

<http://usermanuals.us>

<http://www.somanuals.com>

<http://www.4manuals.cc>

<http://www.manual-lib.com>

<http://www.404manual.com>

<http://www.luxmanual.com>

<http://aubethermostatmanual.com>

Golf course search by state

<http://golfingnear.com>

Email search by domain

<http://emailbydomain.com>

Auto manuals search

<http://auto.somanuals.com>

TV manuals search

<http://tv.somanuals.com>