

Fig. 1

The need for an inconspicuous dynamic microphone is effectively filled by the Electro-Voice Model 652. A length of semi-rigid tubing brings the microphone conveniently close to the user, allowing full-range, pop-free response without obstructing the view of either user or audience. Particularly recommended for television and radio broadcast applications, for recording lectures, and for use in panel shows or group discussions. Excellent for hand held use.

A feature of the Model 652 is its provision for two degrees of upper-range emphasis, through the addition of a clear plastic baffle. Added presence may be achieved by the use of either of two clear plastic baffles which are provided with the microphone. The large baffle provides an 8 db boost in the brilliance range, at 5,000 cps while the small baffle boosts this range by 5 db. Used without a baffle, the microphone provides smooth response from 100 to 7,000 cps. These baffles also add directivity as shown in Figure 5 and Figure 6.

The Model 652 is mounted on a 1/8" steel tube and finished in non-reflecting Nicaloy. Output level is -60 db. Designed to match all low impedance inputs. A 20-foot 3-conductor shielded cable, and Model 300 stand coupler are included. The overall length of the Model 652, is 24". The Model 652A is identical to the Model 652 in all respects, except that the length is only 15".

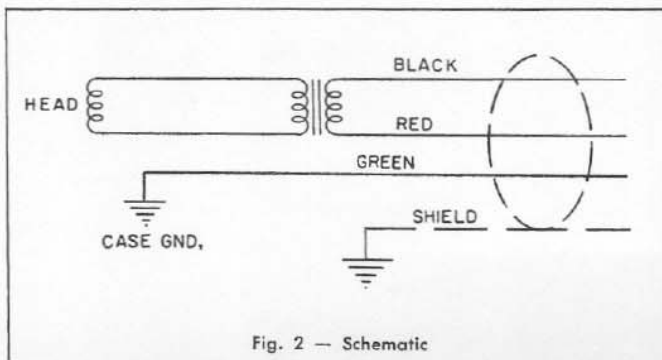


Fig. 2 — Schematic

**FEATURES**

- **Inconspicuous** — “Thin-Trim” silhouette
- **Versatile** — Variable response and directivity to suit a wide variety of conditions and uses.
- **Professional Quality** — Smooth Response, from 100 to 7,000 cps.

**SPECIFICATIONS**

**TYPE:**

Dynamic

**Frequency Response:**

Uniform from 100 to 7,000 cps. 5 db rise at 5,000 cps. with small baffle, 8 db rise at 5,000 cps. with large baffle.

**Impedance:**

Matches all low impedance, 50 through 250 ohms. Line balanced to ground and phased.

**Output Level:**

-60 db, where 0 db equals 1 mw/10 dynes/cm<sup>2</sup>; EIA Sensitivity Rating, -154 db at 150 ohms impedance.

**Polar Pattern:**

Omnidirectional. Semi-directional with accessory baffles.

**Diaphragm:**

Electro-Voice Acoustalloy

**Magnetic Circuit:**

Alnico V Magnet in a nonwelded circuit.

**Case:**

High tensile, lathe-turned aluminum, connected to a 3/16" steel tube.

**Finish:**

Non-Reflecting Nicaloy

**Dimensions:**

652 Diameter: 3/4" less baffle; Length: 24"  
652A Diameter: 3/4" less baffle; Length: 15"

**Net Weight:**

652 Ten ounces, less cable  
652A Eight ounces, less cable

**Cable:**

20-ft. three-conductor, rubber jacketed, brown broadcast-type cable.

**Standard Accessories:**

Model 300 stand adaptor  
Baffles 1-1/2" and 1-7/8" diameter.

**Warranty:**

The Electro-Voice Model 652 and 652A Microphones are guaranteed against defects in workmanship and material.

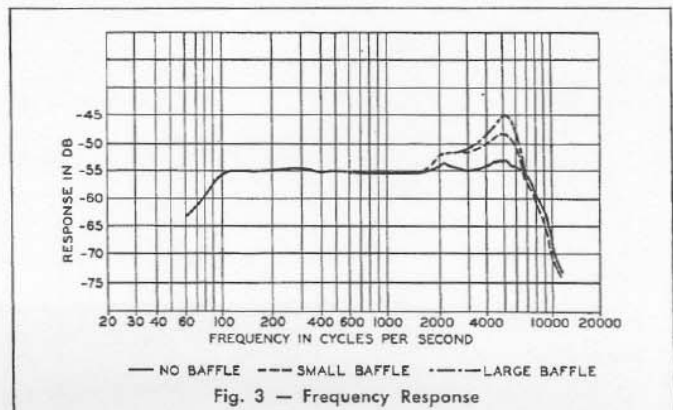
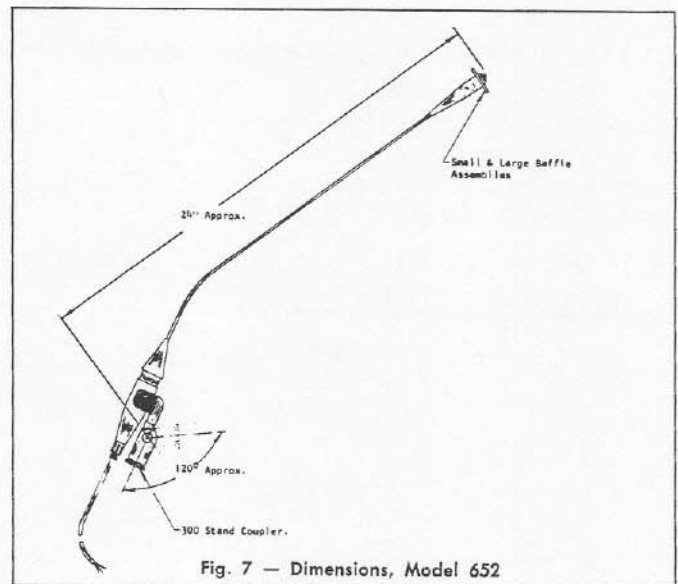
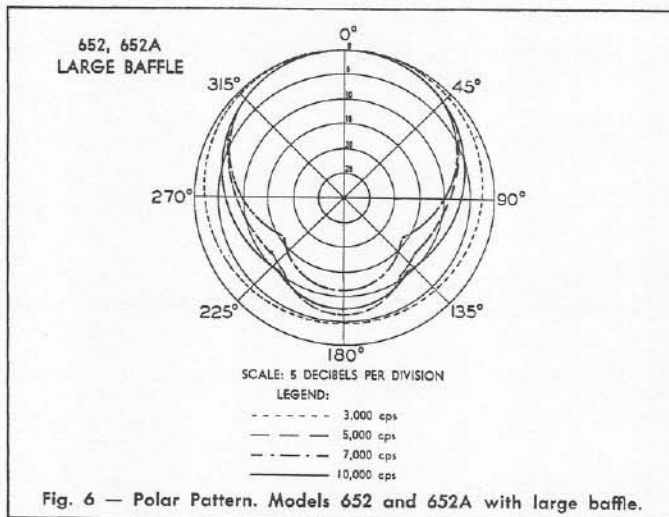
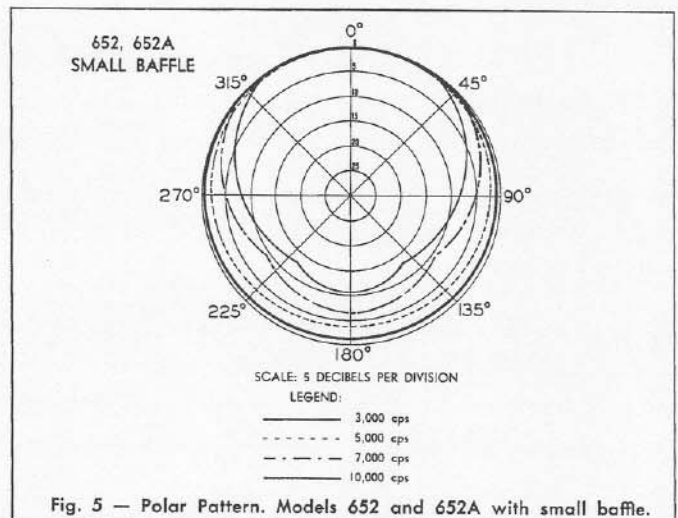
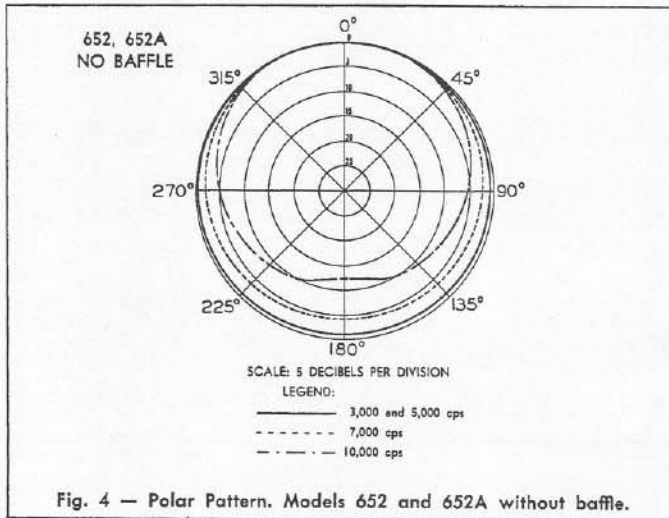


Fig. 3 — Frequency Response

MODELS 652 AND 652A MICROPHONES



**ARCHITECTS' AND ENGINEERS' SPECIFICATIONS**

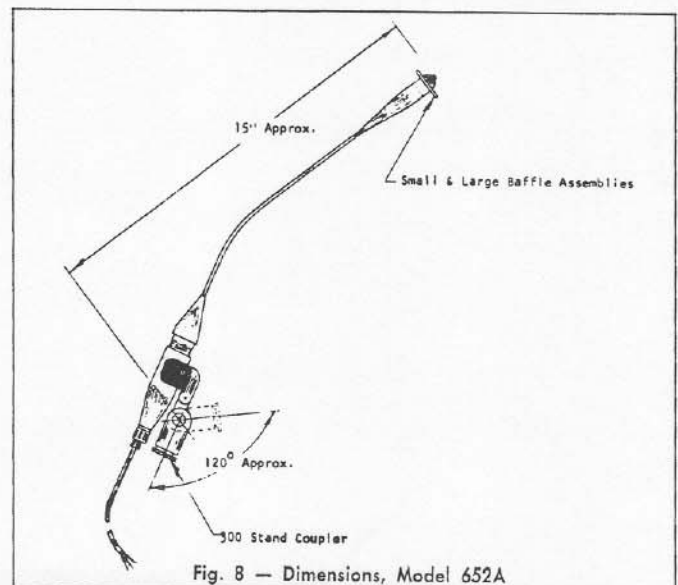
(The following specifications may be used, when Model 652A is required, by substituting model number 652A for model number 652, by substituting "a length of 15 inches" for "a length of 24 inches", and "a net weight of eight ounces" for "a net weight of ten ounces".)

The microphone shall be an Electro-Voice Model 652 or equivalent. The microphone shall be a non-directional dynamic type, with uniform frequency response from 100 to 7,000 cps. The diaphragm shall be non-metallic Acoustalloy and shall have a magnetic shield to prevent dust and iron particles from reaching the diaphragm. The impedance shall be such that the microphone will match 50, 150, and 250 ohm inputs.

The output level shall be -60 db with 0 db equaling 1 mw/10 dynes/cm<sup>2</sup>. EIA sensitivity rating shall be -154 db for 150 ohms impedance. The magnetic circuit shall be a non-welded circuit and employ an Alnico V magnet.

The case shall be of turned aluminum, affixed to a semi-rigid 1/8" steel tube. The microphone shall be a maximum diameter of 3/4", a length of 24", including stud; and a net weight of ten ounces, less cable, with stand coupler. Finish shall be non-reflecting Nicaloy. A 20-ft., three-conductor shielded, rubber jacketed, brown broadcast-type cable shall be provided. It shall be possible to tilt the microphone through a 120° arc with respect to the stand coupler.

The microphone shall include an Electro-Voice Model 300 stand coupler with a 1/2" pipe thread plus 5/8" — 27 thread adapter to permit use with a floor or desk stand.



## Free Manuals Download Website

<http://myh66.com>

<http://usermanuals.us>

<http://www.somanuals.com>

<http://www.4manuals.cc>

<http://www.manual-lib.com>

<http://www.404manual.com>

<http://www.luxmanual.com>

<http://aubethermostatmanual.com>

Golf course search by state

<http://golfingnear.com>

Email search by domain

<http://emailbydomain.com>

Auto manuals search

<http://auto.somanuals.com>

TV manuals search

<http://tv.somanuals.com>