

# PL37 Cardioid Condenser Overhead Microphone



## Key Features:

- Voiced for overhead cymbals, high-hat and percussion
- Crisp frequency response
- Fast transient response
- Tight cardioid polar pattern for isolation
- Superb rejection of off-axis information
- High-output self-biased condenser element

## General Description:

Thank you for purchasing the Electro-Voice® PL37. This product is a professional-grade tight cardioid condenser microphone designed to deliver all of the crisp detail of cymbals, high-hats and percussion instruments in any size sound reinforcement system or recording studio. With its frequency response designed for overhead drum set and percussion miking, the PL37 delivers all of the “dialed-in” tone and percussive transient response detail professional drummers and sound system engineers require. The PL37’s tight cardioid polar pattern is designed to minimize off-axis information from nearby stage instruments entering the capsule, and allows for a clean drum set sound and higher gain before feedback. Although designed to be an overhead drum set and percussion microphone, the PL37 can also be used as an acoustic instrument microphone in applications where a condenser element capsule would be desired.



## Application Notes:

1) This product requires external power to function (see technical specifications panel for voltage spec), which is commonly supplied via the Phantom Power function on your sound system mixer or input module.

2) As with most directional microphones, the low frequency response of the PL37 microphone varies with the distance from the sound source. Known as “proximity effect”, the bass response of the microphone increases as the working distance to the microphone is reduced. This “bass boost” is only audible when working at distances closer than 6 inches. Therefore, working close to the microphone will produce a more robust sound. Using this microphone at distances greater than 6 inches provides minimal coloration from proximity effect.

Close-up positioning of the microphone will also reduce the potential for feedback from the sound reinforcement system. Then, the bass boost provides an increase in overall microphone output level. The mixer gain may be proportionately reduced, resulting in a reduction of the system’s sensitivity to feedback caused by sound entering the microphone from the loudspeakers.

## Warranty:

This Electro-Voice® PL37 product is guaranteed against malfunction due to defects in materials or workmanship for a period of three (3) years from the date of original purchase. Please refer to the Limited Warranty card included with your product for further warranty information.

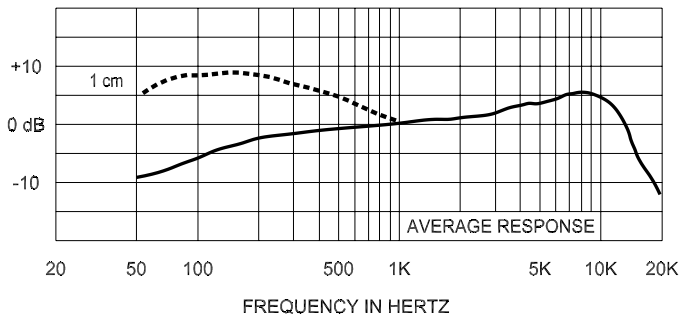
## Technical Specifications:

Element Type:	Self-Biased Condenser
Frequency Response:	50 Hz - 16,000 Hz
Polar Pattern:	Cardioid
Sensitivity, Open Circuit Voltage, 1 kHz:	7.0 mV/Pa (-43 dBV)
Polarity:	Positive pressure on diaphragm produces positive voltage on pin 2 relative to pin 3
Rated Impedance:	200 ohms
Max SPL (1% THD @1 kHz):	132 dB SPL
Self Noise:	25 dB SPL, A-weighted
Dynamic Range:	107 dB
Signal-to-Noise Ratio:	69 dB (@94 dB SPL)
Power Requirements:	Phantom Supply Requirement: 11 to 52 VDC, 4 mA
Microphone Connector:	3-pin, XLR-type
Finish:	Textured black satin body with Memraflex™ grille
Dimensions:	Length = 6.40" (162.5 mm) Width = 1.14" (29.0 mm) Shank = 0.83" (21.1 mm)
Accessories Included:	Stand adapter with Euro-thread insert, Soft zippered gig bag
Net Weight:	6.3 oz (176 g)
Shipping Weight:	17.1 oz (485 g)

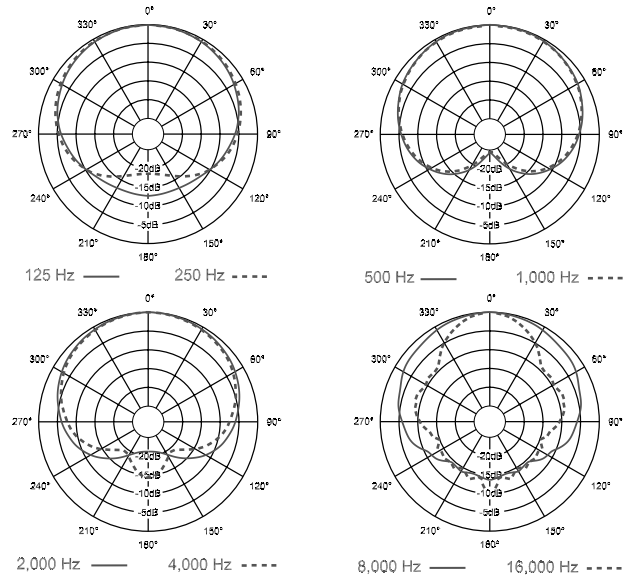
Live For Sound  
www.electrovoice.com



## Frequency Response:



## Polar Response:



## Microphone Use and Placement

Please note that micing techniques are a matter of personal preference. These are merely guidelines to assist in the placement of the microphone to gain optimal performance.

### Usage

#### Overheads

#### High-Hat

#### Acoustic Guitar

#### Strings

### Optimal Placement

Use two microphones in a 3:1 spacing position facing slightly away from each other.

Place microphone 3 to 6 inches from and at a 45° angle to cymbal edges.

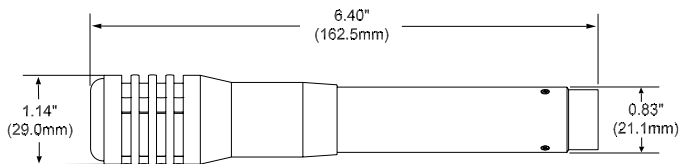
Place microphone 6 to 24 inches from and pointed towards body end of finger board.

For small string instruments, place microphone 1 to 3 feet from and perpendicular to the soundboard, pointing at the strings and f holes. Use similar microphone positioning for larger string instruments, but 6 to 8 feet away.

## Standard Placement & Use Guidelines

1. Always point the microphone at the desired source of sound, and away from any unwanted sources.
2. The microphone should be located close to the sound source to minimize interference from other potential sound sources.
3. Use the 3-to-1 rule when using multiple microphones. Place each microphone three times farther from other microphones as from the desired sound source.
4. Minimize over-handling of the microphone to reduce unwanted mechanical noise.

## Dimension Drawing:



### PL37 Part Numbers

- PRD000165000 PL37, Cardioid Condenser Overhead Microphone
- ACC000047000 SAPL-3, Replacement Microphone Stand Adapter
- ACC000051001 WSPL-4, Optional Foam Windscreen Adapter, Black

**Electro-Voice®**

12000 Portland Avenue South, Burnsville, MN 55337  
Phone: 952/884-4051, Fax: 952/884-0043

www.electrovoice.com

© Bosch Communications Systems

Part Number LIT000248 Rev C

08/2008



U.S.A. and Canada only. For customer orders, contact Customer Service at  
**800/392-3497 Fax: 800/955-6831**

Europe, Africa, and Middle East only. For customer orders, contact Customer Service at:

**+ 49 9421-706 0 Fax: + 49 9421-706 265**

Other International locations. For customer orders, Contact Customer Service at:

**+ 1 952 884-4051 Fax: + 1 952 887-9212**

For warranty repair or service information, contact the Service Repair department at:

**800/685-2606**

For technical assistance, contact Technical Support at: **866/78AUDIO**

Specifications subject to change without notice.

## Free Manuals Download Website

<http://myh66.com>

<http://usermanuals.us>

<http://www.somanuals.com>

<http://www.4manuals.cc>

<http://www.manual-lib.com>

<http://www.404manual.com>

<http://www.luxmanual.com>

<http://aubethermostatmanual.com>

Golf course search by state

<http://golfingnear.com>

Email search by domain

<http://emailbydomain.com>

Auto manuals search

<http://auto.somanuals.com>

TV manuals search

<http://tv.somanuals.com>