

Figure 1—Dimensions

DESCRIPTION & APPLICATIONS

The Electro-Voice Musicaster IA and Musicaster IIA are compact, wide-range, integrated loudspeaker systems particularly suited to voice and music reproduction. Excellent bass response in units of modest size is achieved by use of a special 12-inch wide-range driver and through optimum design of the bass reflex enclosure. High frequencies are smoothly and efficiently radiated from the exclusive Electro-Voice Radax dual-cone driver assembly. In addition, the Musicaster IIA utilizes a Model T35A very-high-frequency compression driver. The T35A provides wider and more uniform high-frequency dispersion above 5 kHz and significantly more highs above 10 kHz.

Rugged construction of the Musicasters is achieved through use of a one-piece compression molded housing. The material is highly resilient glass-filled polyester.

All parts of the Musicasters are weatherproofed and fungusproofed for reliable operation under all weather conditions. The Musicasters may be used indoors or out,

in homes, offices or industrial applications. The speaker may also be permanently mounted in any position for high quality sound coverage. The mounting bracket easily converts to a carrying handle, permitting portability of this powerful system.

Careful design of these systems has achieved a rich musical balance without loss of clarity or speech intelligibility. This is particularly important in installations which require use of the system for both paging and music distribution. The Radax cone design virtually eliminates the danger of failure due to accidental high-frequency feedback. Wide-range feedback problems are reduced due to smooth, peak-free response.

The Musicasters are ideally suited for use in schools, churches, auditoriums, meeting halls, restaurants, super markets and offices, as well as portable home high fidelity loudspeakers for the patio, the family room, and throughout the house. At square dances, rallies, picnics, and outdoor concerts, the Electro-Voice Musicasters will perform reliably, delivering wide-range music and crisp, clear speech.

SPECIFICATIONS

	Musicaster IA	Musicaster IIA
Frequency Response:	80–10,000 Hz	80–16,000 Hz
Dispersion:	120°	120°
EIA Pressure Rating:	49 db	49 db
Sound Pressure Level:	111 db (500 to 1500 Hz at 4' on axis with 30 watts input)	Same
Power Handling Capacity:	30 watts Program Material 60 watts Peak	Same
Nominal Impedance:	8 ohms	8 ohms
Mechanical Crossover:	4,000 Hz	4,000 Hz
Electrical Crossover:	None	5,000 Hz
Mounting:	Universal "U" bracket (housing designed to stand stably on any flat surface)	Same
Size:	21½" h. x 21½" w. x 8½" d.	Same
Weight:	29 lbs.	31 lbs.

MUSICASTER IA, IIA ALL-WEATHER SPEAKERS

INSTALLATION INSTRUCTIONS

Loosen the hex bolts on both sides to adjust the "U" mounting bracket to the desired position. For permanent mounting, the bracket should be completely removed from the unit and mounted in the desired location. The Musicaster can then be replaced on the bracket. This procedure will be the simplest, particularly when the system may be difficult to reach, since it will not be necessary to support the weight of the entire system while positioning and attaching the bracket. Because the Musicaster is fully weatherproofed, it may be mounted at any angle. For portable applications, the mounting bracket may be adjusted to an upright position to serve as a carrying handle. The Musicaster should be carefully directed toward the area to be covered by sound. Avoid locating microphones in the general area in front of the speaker to reduce the possibility of feedback. When used indoors, the speakers should be positioned so that projected sound does not bounce off highly reflective walls into the microphone(s).

Best sound coverage will be obtained within a 120-degree angle from the loudspeaker with both vertical and horizontal coverage identical. Improved bass response will be achieved by locating the Musicaster adjacent to a wall or, ideally, in a corner. Corner mounting provides maximum bass response.

WIRING—The Musicaster has a nominal impedance of 8 ohms. When two or more units are connected in parallel, for proper phasing all the terminals coded T1 should be connected to one side of the line, and all the T2 terminals

should be connected to the opposite side. For series operation, the T1 terminal of one unit should be connected to the T2 terminal of the next and so forth.

ARCHITECTS' AND ENGINEERS' SPECIFICATIONS

The outer housing shall be of one-piece, rectangular, compression molded construction. The material shall be glass-filled polyester. The back panel shall be of weather-proof, oil-tempered pressed-board construction. A "U" type mounting bracket, suitable for use as a portable carrying handle, shall be provided. The housing shall be designed so as to allow it to remain stable when placed on a flat surface. A protective screen shall be provided to shield the loudspeaker. The speaker shall be weatherproof and fungus proof. The cone speaker shall be 8 ohms nominal impedance and have a 12" nominal diameter. It shall be of the dual-cone Radax design. (If Musicaster IIA is specified, a compression type tweeter shall be provided utilizing a diffraction horn for frequencies above 3500 Hz.) Terminals shall be phased. Frequency response shall be 80–10,000 Hz (Musicaster IIA, 80–16,000). Dispersion shall be 120 degrees. The EIA pressure level rating shall be 49 db. Sound pressure level from 500 to 1500 Hz, measured at 4 feet on axis with 30 watts input, shall be 111 db. Power handling capacity shall be 30 watts of program material or 60 watts peak. Size shall not exceed 21½-inches high by 21½-inches wide by 8½-inches deep. Net weight shall be 29 pounds (Musicaster IIA, 31 pounds). Electro-Voice Musicaster IA (or Musicaster IIA) is specified.

Specifications subject to change without notice.

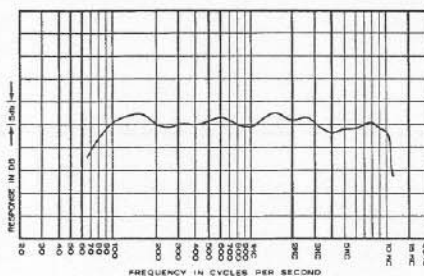


Figure 2 - Frequency Response—Musicaster IA

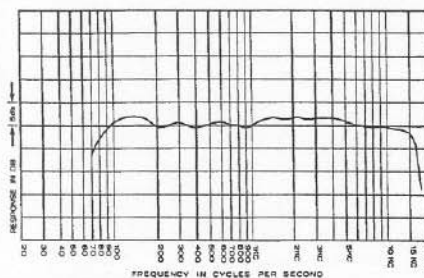


Figure 3 - Frequency Response—Musicaster IIA

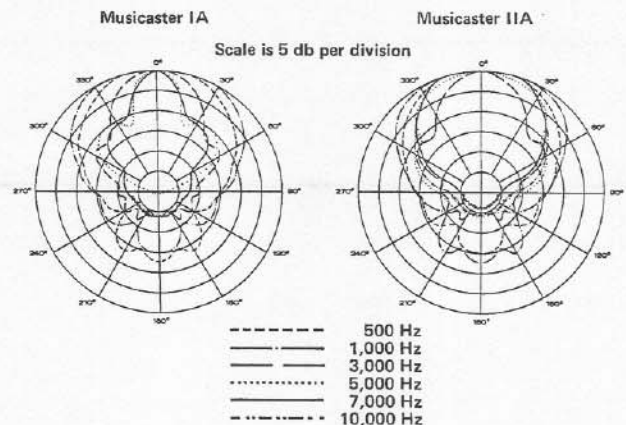


Figure 4 - Polar Dispersion

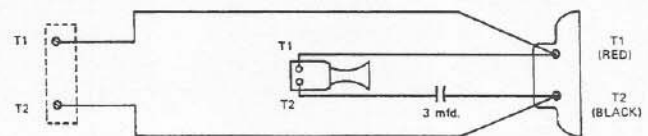


Figure 5 - Wiring Diagram

Free Manuals Download Website

<http://myh66.com>

<http://usermanuals.us>

<http://www.somanuals.com>

<http://www.4manuals.cc>

<http://www.manual-lib.com>

<http://www.404manual.com>

<http://www.luxmanual.com>

<http://aubethermostatmanual.com>

Golf course search by state

<http://golfingnear.com>

Email search by domain

<http://emailbydomain.com>

Auto manuals search

<http://auto.somanuals.com>

TV manuals search

<http://tv.somanuals.com>