



Electro-Voice®

LPA500 UHF Log Periodic Antenna

Owner's Manual

Description

The Electro-Voice LPA500 is a broadband directional log periodic antenna. It is optimized for reception of frequencies from 450 to 900 MHz. The gain of this antenna enables it to receive signals from a greater distance than a typical "whip" type antenna.

Log periodic antennas are very directional and will have the best reception when pointed at the transmitter. This design also means less interference from unwanted signals coming from the back or side of the antenna.

SPECIFICATIONS (Typical)

Gain.....	4.6 dBd
1/2 Power Beam Width	120°
Front-to-Back Ratio	19.4 dB
SWR.....	1.5:1
Input Impedance	50 ohm
Input Connector.....	TNC

Placement

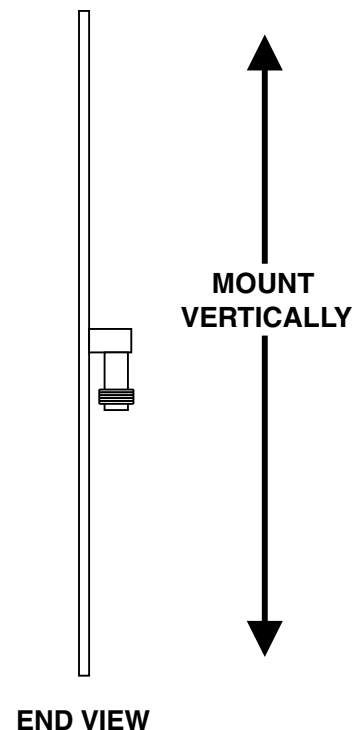
The LPA500 should be placed in a position that has a clear, unobstructed path to the transmitter. Obstructions to the signal such as walls, ceilings and metal objects will reduce range and performance.

Generally speaking, placing the LPA500 at an elevated location will yield the best performance over the largest area.

Antenna Mounting

The LPA500 is supplied with a variety of mounting hardware to make installation easy. It should always be mounted vertically with the arrow pointing towards the transmitters(s). See Figure 1. when oriented correctly, the LPA500 will appear as a thin piece of metal when viewed from the transmitter's position.

For best results, do not clamp the LPA500 to horizontal metal objects that extend past the clamp (see Figure 5). Metal rods or other objects that block part of the large face of the antenna will detune it and cause loss of performance.



**Figure 1
Antenna Mounting**

Microphone Stand Adapter

Attach the microphone stand adapter using the screws and spacers supplied with it. See Figure 2.

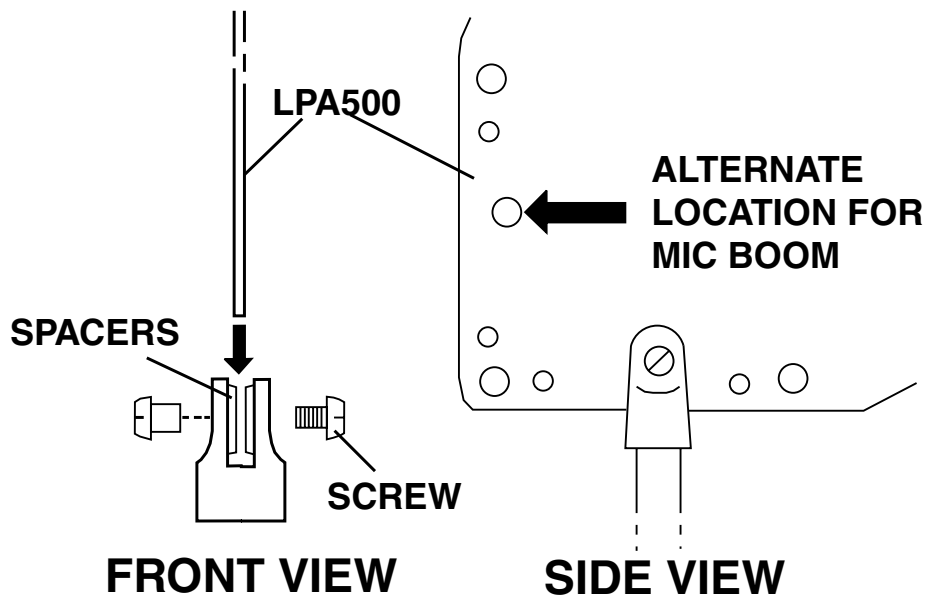


Figure 2
Microphone Stand Adapter

Angle Bracket

Attach the angle bracket using the nuts, lockwashers, and screws supplied with it. Self tapping screws are supplied for securing the bracket to wood, metal, or other surfaces. See Figure 3.

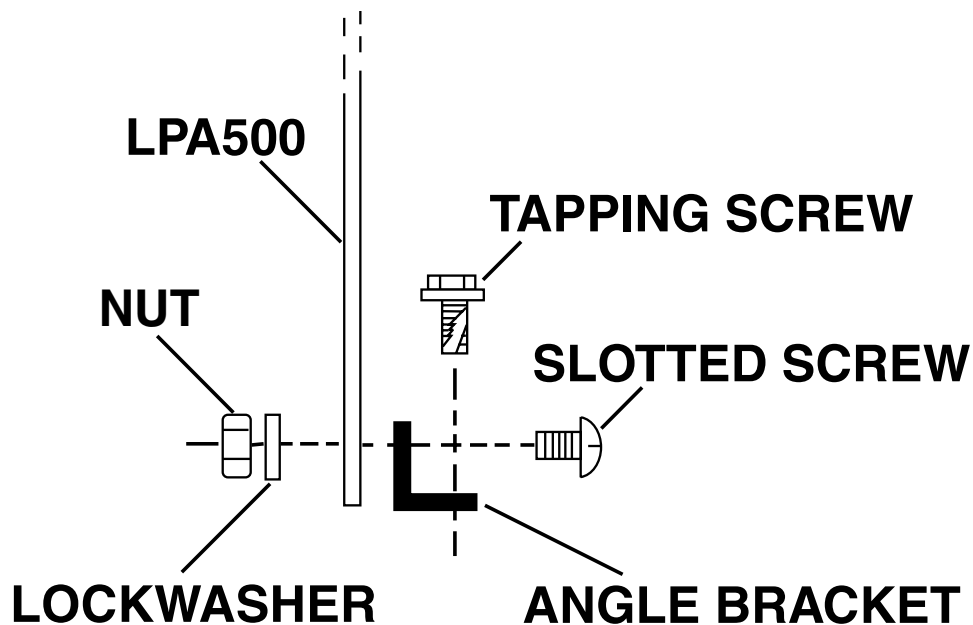


Figure 3
Angle Bracket

Clamps

Clamps are provided for mounting the LPA500 on pipes, scaffolds, tree limbs, etc.. Attach the clamps with the hardware supplied. See Figure 4.

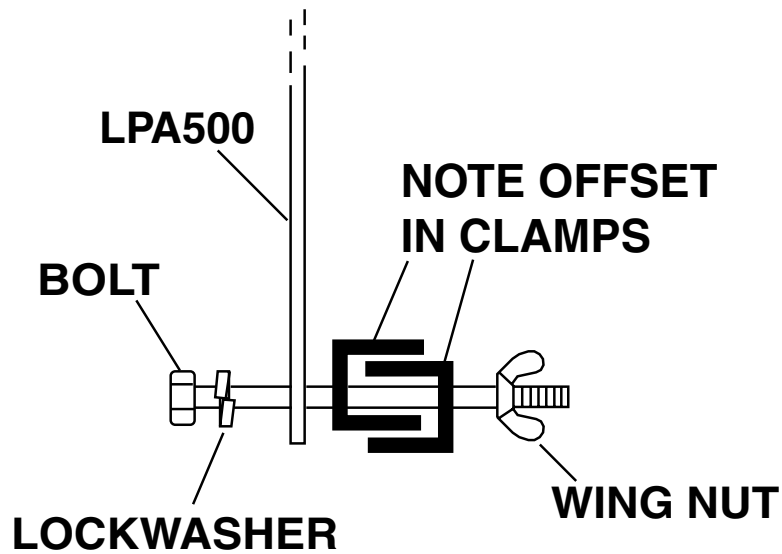


Figure 4
Clamps

Do not clamp the antenna to horizontal metal objects that extend past the clamp. See Figure 5. This will detune the antenna and cause loss of range and performance.

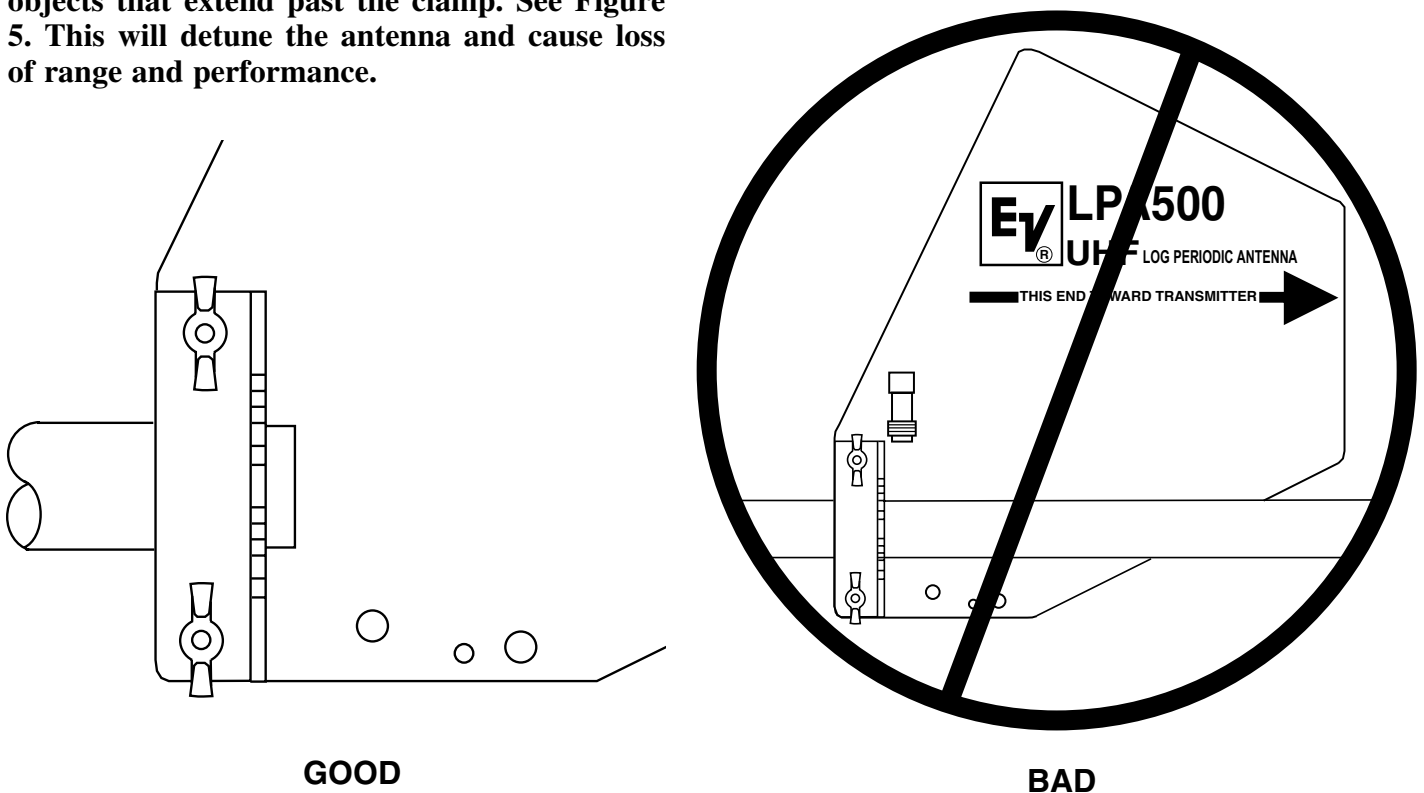


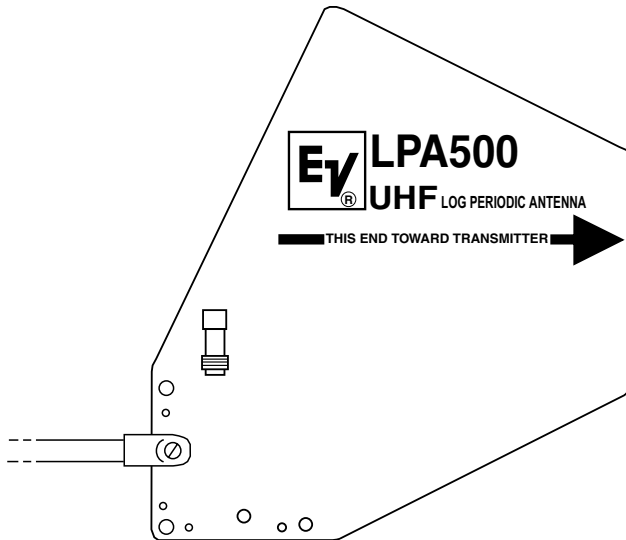
Figure 5
Clamp Mounting

Connectors and Cable

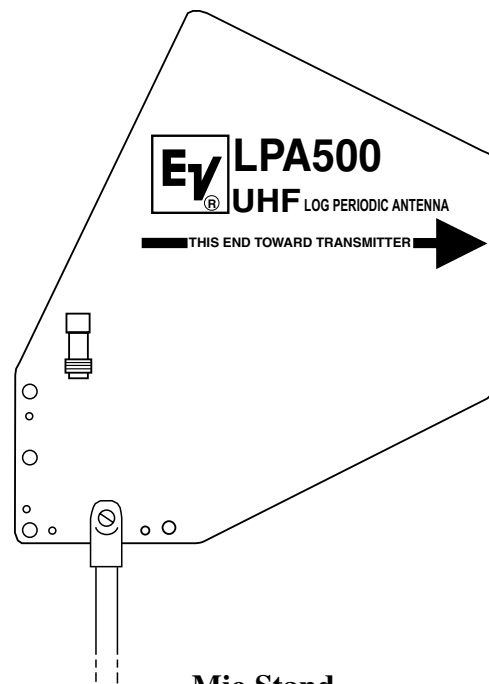
The LPA500 is equipped with a TNC connector to provide reliable signal connection. To avoid signal strength reduction, special low-loss cables should be used. These are available from Electro-Voice in the following lengths:

Model	Part Number	Length
CXU-10	690419	10 ft (3 M)
CXU-25	71151-025	25 ft (7.6 M)
CXU-50	71151-050	50 ft (15 M)
CXU-75	71151-075	75 ft (23 M)
CXU-100	71151-100	100 ft (30 M)

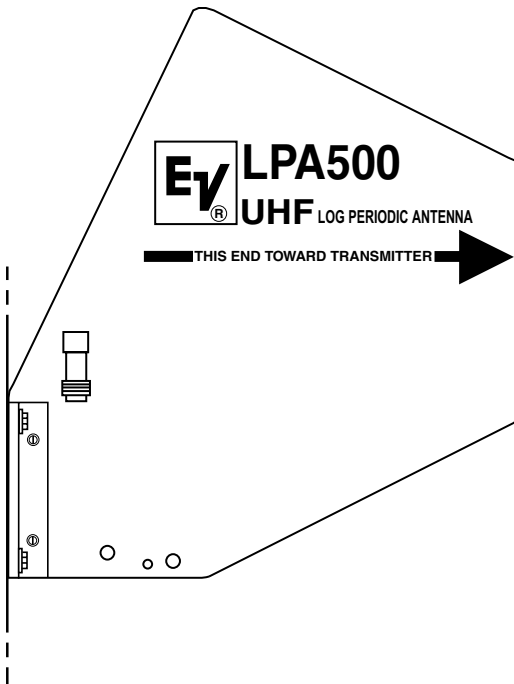
MOUNTING SUGGESTIONS



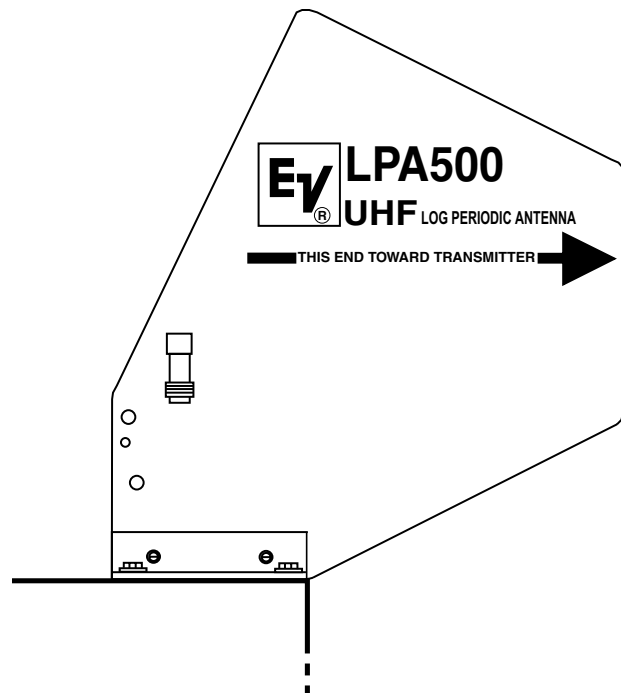
Mic Boom



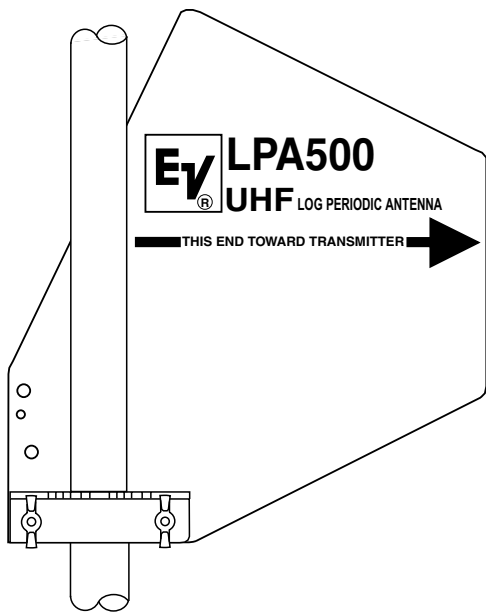
Mic Stand



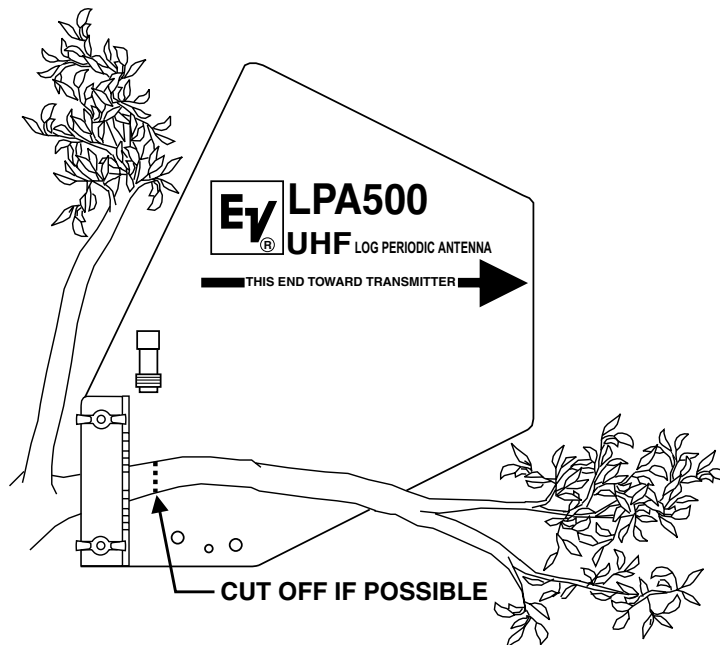
Wall



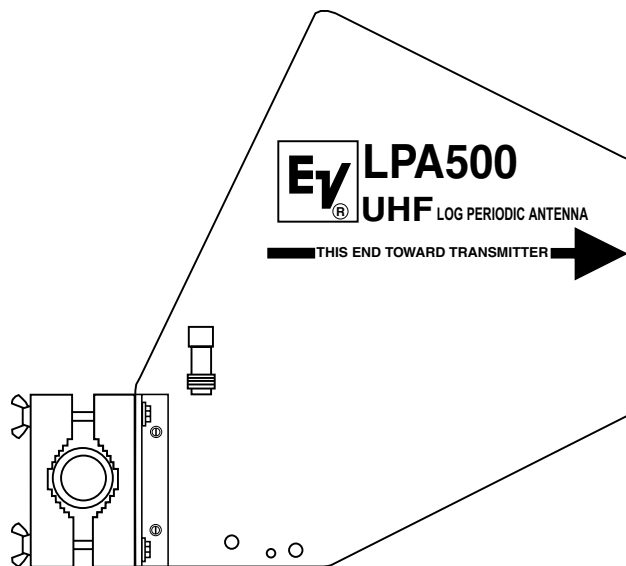
Top Surface



Pipe or Scaffold



Tree Limb



**Combination:
Bracket with Clamps**

Uniform Limited Warranty

Electro-Voice products are guaranteed against malfunction due to defects in materials or workmanship for a specified period, as noted in the individual product-line statement(s) below, or in the individual product data sheet or owner's manual, beginning with the date of original purchase. If such malfunction occurs during the specified period, the product will be repaired or replaced (at our option) without charge. The product will be returned to the customer prepaid.

Exclusions and Limitations: The Limited Warranty does not apply to: (a) exterior finish or appearance; (b) certain specific items described in the individual product-line statement(s) below, or in the individual product data sheet or owner's manual; (c) malfunction resulting from use or operation of the product other than as specified in the product data sheet or owner's manual; (d) malfunction resulting from misuse or abuse of the product; or (e) malfunction occurring at any time after repairs have been made to the product by anyone other than Electro-Voice or any of its authorized service representatives.

Obtaining Warranty Service: To obtain warranty service, the customer must deliver the product, prepaid, to Electro-Voice or any of its authorized service representatives together with proof of purchase of the product in the form of a bill of sale or receipted invoice. A list of authorized service representatives is available from Electro-Voice at 600 Cecil Street, Buchanan, MI 49107 (616/695-6831 or 800/234-6831).

Incidental and Consequential Damages Excluded: Product repair or replacement and return to the customer are the only remedies provided to the customer. Electro-Voice shall not be liable for any incidental or consequential damages including, without limitation, injury to persons or property or loss of use. Some states do not allow the exclusion or limitation of incidental or consequential damages so the above limitation or exclusion may not apply to you.

Other Rights: This warranty gives you specific legal rights and you may also have other rights which vary from state to state.

Electro-Voice Wireless Systems are guaranteed against malfunction due to defects in materials or workmanship for a period of one (1) year from the date of original purchase. The Limited Warranty does not extend to cables or cable connectors. Additional details are included in the Uniform Limited Warranty Statement.

Service and repair addresses for this product:

Electro-Voice, 12000 Portland Ave. South, Burnsville, MN 55337
(952) 884-4051, (800) 828-6107 FAX (952) 887-9212

and

Telex Communications, Inc.
8601 East Cornhusker Highway,
Lincoln, Nebraska 68507 (402/467-5321).

Electro-Voice®

12000 Portland Ave. South, Burnsville, MN 55337
(952) 884-4051, (800) 828-6107 FAX (952) 887-9212

MANUAL - LPA500

©Telex Communications, Inc. • July 2002 • Litho in U.S.A.

Part Number 801752

Free Manuals Download Website

<http://myh66.com>

<http://usermanuals.us>

<http://www.somanuals.com>

<http://www.4manuals.cc>

<http://www.manual-lib.com>

<http://www.404manual.com>

<http://www.luxmanual.com>

<http://aubethermostatmanual.com>

Golf course search by state

<http://golfingnear.com>

Email search by domain

<http://emailbydomain.com>

Auto manuals search

<http://auto.somanuals.com>

TV manuals search

<http://tv.somanuals.com>