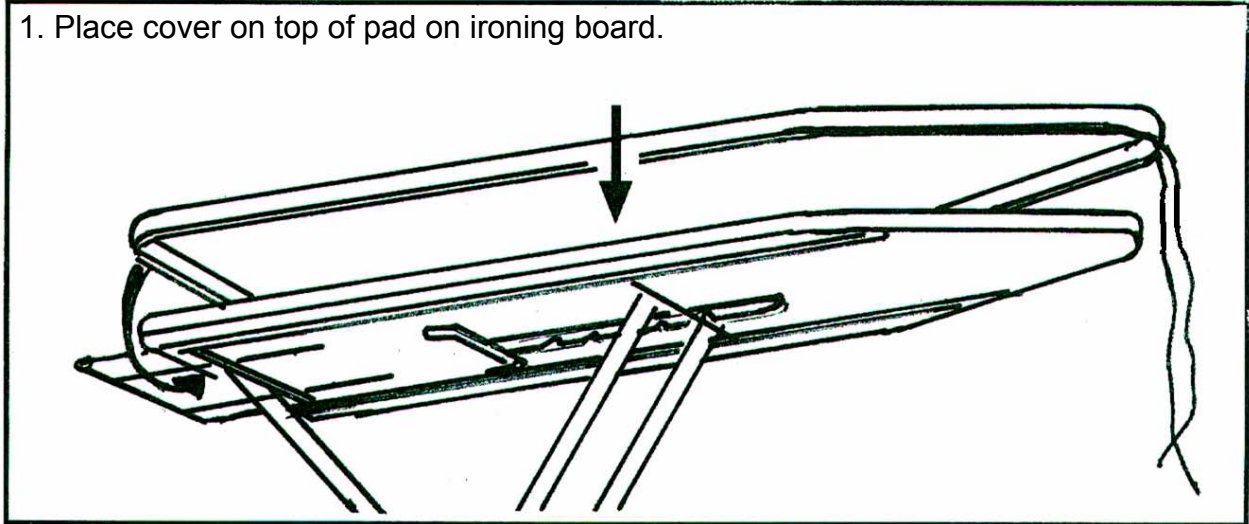


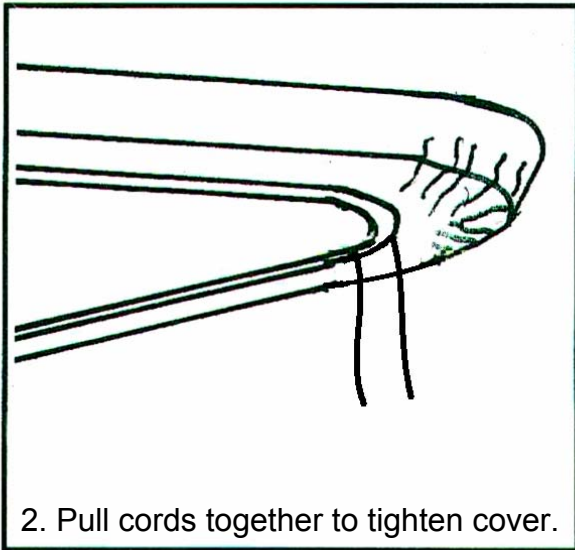
## Ironing Board Cover for EURO-PRO Extra-Wide European Ironing Tables

Models EP47, EP49, EP51, EP51A

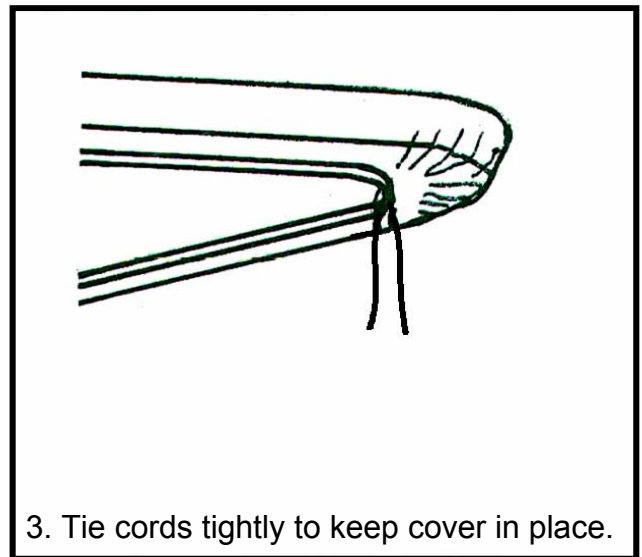
1. Place cover on top of pad on ironing board.



2. Pull cords together to tighten cover.

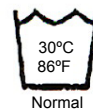


3. Tie cords tightly to keep cover in place.



Imported by:  
EURO-PRO Operating LLC  
94 Main Mill Street, Door 16  
Plattsburgh, NY 12901  
Tel.: 1 (800) 798-7398

Ironing Board Cover: 100% Cotton



**Made in Canada**

Rev. 09/04

## Free Manuals Download Website

<http://myh66.com>

<http://usermanuals.us>

<http://www.somanuals.com>

<http://www.4manuals.cc>

<http://www.manual-lib.com>

<http://www.404manual.com>

<http://www.luxmanual.com>

<http://aubethermostatmanual.com>

Golf course search by state

<http://golfingnear.com>

Email search by domain

<http://emailbydomain.com>

Auto manuals search

<http://auto.somanuals.com>

TV manuals search

<http://tv.somanuals.com>