




Specifications – RG6 Cable

Description Part No. (length) Model	UL NEC/ C(UL) CEC UL AWM Temp.	No. of Cond.	Standard Lengths		Shipping Weights		Conductor (stranding) Diameter Nom. DCR	Nominal Core OD		Shielding Materials (% coverage) Nom. DCR	Nominal OD		Nom. Imp. (ohms)	Nom. Vel. of Prop.	Nominal Capacitance		Nominal Attenuation		
			Ft.	m	Lbs.	kg		Inch	mm		Inch	mm			pF/ft	pF/m	MHz	dB/100 ft	dB/100 m
(1 or 5) 18 AWG Coax • Aluminum Foil (100%) + Tinned Copper Braid Shield																			
Nonplenum Cable • Gas-injected Foamed Polyethylene Insulation • Gray PVC Outer Jacket																			
22-098-02 (500') 22-098-03 (1000') RG6-1  Min. bend radius: 2.5"	NEC CM UL 1581 CSA FT-4 75 °C	1 coax	500	152.4	27	12.2	18 AWG (solid) 0.040" 1.02 mm, Solid Cu 6.6 ohms/ 1k ft, 22 ohms/ 1 km	0.180	4.57	Bonded Alum. Foil and Tinned Cu Braid (95%) 2.4 ohms/ 1k ft, 7.9 ohms/ 1 km	Overall: 0.264 6.70 gray		75	83%	16.2	53.1	1	-0.3	-1.0
			1000	304.8	58	26.3		5	-0.5		-1.8								
								10	-0.7		-2.3								
								20	-1.0		-3.3								
								50	-1.5		-5.0								
								71	-1.6		-5.2								
								100	-1.9		-6.2								
								135	-2.1		-6.9								
								180	-2.6		-8.5								
								200	-2.8		-9.2								
								270	-3.0		-9.8								
								400	-3.8		-12.5								
								750	-5.0		-16.4								
				1000	-5.9	-19.4													
				3000	-10.7	-35.1													
Sweep tested 5 MHz to 1 GHz.																			
Plenum Cable • Gas-injected Foamed FEP Insulation • Blue Fire-resistant PVC Outer Jacket																			
22-164-02 (500') 22-164-03 (1000') RG6-1P  Min. bend radius: 4.5"	NEC CMP UL 910 75 °C	1 coax	500	152.4	23	10.4	18 AWG (solid) 0.040" 1.02 mm, Solid Cu 6.4 ohms/ 1k ft, 21 ohms/ 1 km	0.170	4.32	Alum. Foil and Tinned Cu Braid (95%) 2.4 ohms/ 1k ft, 7.9 ohms/ 1 km	Overall: 0.234 5.9 reflex blue		75	83%	16.2	53.1	1	-0.2	-0.8
			1000	304.8	46	20.9		5	-0.5		-1.5								
								10	-0.8		-2.5								
								20	-1.2		-2.9								
								50	-1.5		-3.8								
								71	-1.8		-5.8								
								100	-2.1		-6.9								
								135	-2.4		-7.9								
								180	-2.5		-8.2								
								200	-2.7		-8.9								
								270	-3.1		-10.2								
								400	-4.8		-15.7								
								750	-7.3		-23.9								
				1000	-7.8	-25.6													
				3000	-13.7	-44.9													
Sweep tested 5 MHz to 1 GHz.																			
Nonplenum Cable • Gas-injected Foamed Polyethylene Insulation • PVC Inner Jackets • Gray PVC Outer Jacket																			
22-100-02 (500') RG6-5  Min. bend radius: 9.0"	NEC CM UL 1581 CSA FT-4 75 °C	5 coax	500	152.4	175	79.4	Same as above	0.180	4.57	Same as above	Single: 0.253 6.43 red, green, blue, black, yellow		75	83%	16.2	53.1	1	-0.3	-0.8
								5	-0.5		-1.8								
								10	-0.8		-2.5								
								20	-1.0		-3.3								
								50	-1.5		-5.0								
								71	-1.8		-5.8								
								100	-2.1		-6.8								
								135	-2.4		-7.8								
								180	-2.7		-9.0								
								200	-2.9		-9.5								
								270	-3.4		-11.2								
								400	-4.6		-15.0								
								750	-6.5		-21.2								
				1000	-7.5	-24.6													
				3000	-16.9	-55.4													
Sweep tested 5 MHz to 1 GHz.																			

Free Manuals Download Website

<http://myh66.com>

<http://usermanuals.us>

<http://www.somanuals.com>

<http://www.4manuals.cc>

<http://www.manual-lib.com>

<http://www.404manual.com>

<http://www.luxmanual.com>

<http://aubethermostatmanual.com>

Golf course search by state

<http://golfingnear.com>

Email search by domain

<http://emailbydomain.com>

Auto manuals search

<http://auto.somanuals.com>

TV manuals search

<http://tv.somanuals.com>