



POWERSHRED® 59Cb

THE WORLD'S **TOUGHEST** SHREDDERS™



Please read these instructions before use.
Do not discard: keep for future reference.

Fellowes

Quality Office Products Since 1917



KEY

- | | | |
|------------------|----------------------------|-------------------|
| A. Shredder head | E. Disconnect power switch | I. Bin full line |
| B. Handle | F. See safety instructions | J. Control switch |
| C. Window | G. Paper/Card entry | R 1. Reverse |
| D. Pull-out bin | H. Safety lock | O 2. OFF |
| | | I 3. Auto-On |



CAPABILITIES

Will shred: Paper, credit cards and staples

Will not shred: Continuous forms, adhesive labels, transparencies, newspaper, CD/DVDs, cardboard, paper clips, laminates, file folders, X-rays or plastic other than noted above

Paper shred size:

Cross-Cut 5/32 in. x 2 in. (3.9mm x 50mm)

Maximum:

Sheets per pass 9*
 Cards per pass 1*
 Paper width 9 in. (229mm)
 *8.5 in. x 11 in., 20lb., (75g) paper at 120V/60 Hz, 2.5Amps; heavier paper, humidity or other than rated voltage may reduce capacity. Recommended daily usage rates: 150 sheets; 10 credit cards. 9 sheets per pass.

ADVANCED PRODUCT FEATURES



Jam Blocker

Blocks jams before they start

WARNING IMPORTANT SAFETY INSTRUCTIONS — Read Before Using!



• Keep away from children and pets. Keep hands away from paper entry. Always set to off or unplug when not in use.



• Keep foreign objects – gloves, jewelry, clothing, hair, etc. – away from shredder openings. If object enters top opening, switch to Reverse (R) to back out object.



• Never use aerosol products, petroleum based lubricants or other flammable products on or near shredder. Do not use canned air on shredder.



• Do not use if damaged or defective. Do not disassemble shredder. Do not place near or over heat source or water.



• Operation, maintenance, and service requirements are covered in the instruction manual. Read the entire instruction manual before operating shredders.

• This shredder has a Disconnect Power Switch (E) that must be in the ON (I) position to operate shredder. In case of emergency, move switch to OFF (O) position. This action will stop shredder immediately.

• Avoid touching exposed cutting blades under shredder head.

• Do not put foreign objects in paper entry.

• Shredder must be plugged into a wall outlet or socket of the voltage and amperage designated on the label. The outlet or socket must be installed near the equipment and easily accessible. Energy converters, transformers, or extension cords should not be used with this product.

• FIRE HAZARD – Do NOT shred greeting cards with sound chips or batteries.

• For indoor use only.

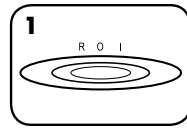
BASIC SHREDDING OPERATION



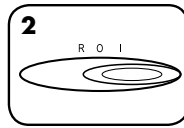
Continuous operation:
5 minute maximum

NOTE: Shredder runs briefly after each pass to clear entry. Continuous operation beyond 5 minutes will trigger a 20-minute cool down period.


PAPER



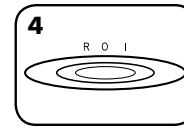
1
Set to Off (0)
and plug in



2
Set to Auto-On (I)

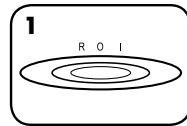


3
Feed into paper
entry and release

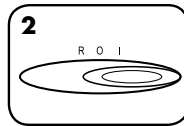


4
Set to Off (0)

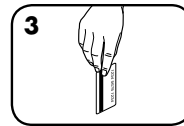
CARD



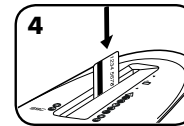
1
Set to Off (0)
and plug in



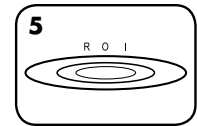
2
Set to Auto-On (I)



3
Hold card at edge



4
Feed into center of
entry and release





5
Set to Off (0)

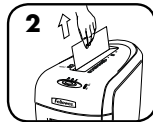


JAM BLOCKER SYSTEM OPERATION

Blocks jams before they start.



1
If Jam Blocker icon () is illuminated, there is too much paper for the shredder to power through



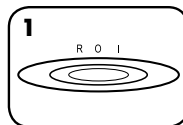
2
Reduce paper quantity to an acceptable amount and refeed into paper entry

BASIC PRODUCT MAINTENANCE

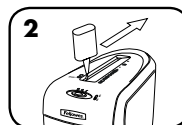


All cross-cut shredders require oil for peak performance. If not oiled, a machine may experience diminished sheet capacity, intrusive noise when shredding and could ultimately stop running. To avoid these problems, we recommend you oil your shredder each time you empty your waste bin.

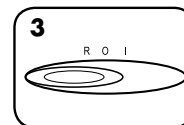
FOLLOW OILING PROCEDURE BELOW AND REPEAT TWICE



1
Set to Off (0)



2
*Apply oil
across entry



3
Set to Reverse (R)
2-3 seconds



CAUTION *Only use a non-aerosol vegetable oil in long nozzle container such as Fellowes 35250



LIMITED PRODUCT WARRANTY

Limited Warranty: Fellowes, Inc. ("Fellowes") warrants the parts of the machine to be free of defects in material and workmanship and provides service and support for 1 year from the date of purchase by the original consumer. Fellowes warrants the cutting blades of the machine to be free from defects in material and workmanship for 5 years from the date of purchase by the original consumer. If any part is found to be defective during the warranty period, your sole and exclusive remedy will be repair or replacement, at Fellowes' option and expense, of the defective part. This warranty does not apply in cases of abuse, mishandling, failure to comply with product usage standards, shredder operation using an improper power supply (other than listed on the label), or unauthorized repair. Fellowes reserves the right to charge the consumers for any additional costs incurred by Fellowes to provide

parts or services outside of the country where the shredder is initially sold by an authorized reseller. ANY IMPLIED WARRANTY, INCLUDING THAT OF MERCHANTABILITY OR FITNESS FOR A PARTICULAR PURPOSE, IS HEREBY LIMITED IN DURATION TO THE APPROPRIATE WARRANTY PERIOD SET FORTH ABOVE. In no event shall Fellowes be liable for any consequential or incidental damages attributable to this product. This warranty gives you specific legal rights. The duration, terms, and conditions of this warranty are valid worldwide, except where different limitations, restrictions, or conditions may be required by local law. For more details or to obtain service under this warranty, please contact us or your dealer.



POWERSHRED® 59Cb

THE WORLD'S **TOUGHEST** SHREDDERS™

Questions or Concerns?

www.fellowes.com

- Troubleshooting
- Registration
- Manuals

Customer Service & Support

- Troubleshooting
- Replacement parts
- General questions

Australia	+1-800-33-11-77
Canada	+1-800-665-4339
Europe	00-800-1810-1810
Mexico	+1-800-234-1185
United States	+1-800-955-0959

Free Manuals Download Website

<http://myh66.com>

<http://usermanuals.us>

<http://www.somanuals.com>

<http://www.4manuals.cc>

<http://www.manual-lib.com>

<http://www.404manual.com>

<http://www.luxmanual.com>

<http://aubethermostatmanual.com>

Golf course search by state

<http://golfingnear.com>

Email search by domain

<http://emailbydomain.com>

Auto manuals search

<http://auto.somanuals.com>

TV manuals search

<http://tv.somanuals.com>