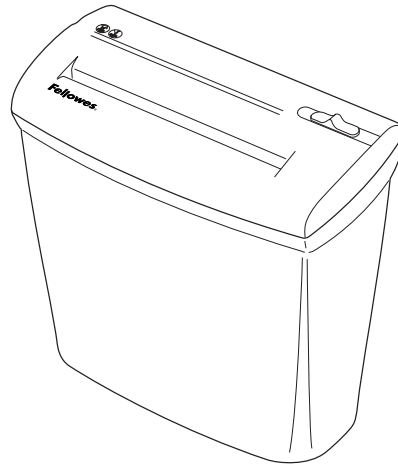




Paper Shredder
Destructeur de documents
Destructora de documentos
Aktenvernichter
Papiervernietiger
Distruggi documenti



Operating Instructions

Mode d'emploi

Instrucciones de funcionamiento

Bedienungsanleitung

Bedieningsinstructies

Istruzioni sul funzionamento

Models:

S40C
P400C
CC4

Safety Instructions

- Read and save these instructions.
- Follow all warnings and instructions marked on the product.
- Unplug this product from the wall outlet before cleaning. The housing can be cleaned with a cloth, dampened with a mild soap and water solution.
- Shredder should never be placed near or over a radiator, heat register or water.
- Operate shredder from the power source indicated on the serial label. If you are not sure of the type of power available, consult your dealer or a power company.
- Do not rest anything on the power cord. Do not place machine where persons may walk on the cord.
- If an extension cord is used, make sure that the total ampere ratings of the products plugged into the extension cord do not exceed the extension cord ampere rating and that the total of all products plugged into the wall outlet does not exceed 15 amperes.
- Power cord should be easily accessible because it serves as the disconnect switch. If the power cord is damaged, call the number listed under "Contact for Service".
- Do not service this product yourself. An opened cover may expose you to dangerous voltage points or other risks, and will void manufacturer's warranty.
- Keep loose objects (jewelry, ties, long hair) away from shredder.
- CAUTION: Do not insert aerosol cleaners or lubricants into or around the machine. Some agents may combust, causing serious injury.
- Empty wastebasket frequently.
- Always turn off and unplug the machine before moving, cleaning or any other conduct other than normal operation. Serious injury may result.
- Do not exceed recommended sheet capacity or usage. (See "Specifications").
- Do not shred continuous forms.
- Do not shred labels, transparencies, glossy paper, newsprint, plastic or cardboard.
- This compact shredder is intended for paper only. Do not attempt to shred paper clips and other hard materials as damage to the cutting system may result.
- Keep out of the reach of children and pets.
- Never insert your hand or fingers into feed opening.
- This shredder should be operated only with an operator in attendance.

Installation

- Use shredder only with basket provided
- Shredder must be seated towards rear of basket
- Tab in basket must make connection with slot in bottom of shredder

Duty Cycle:

3 minutes ON (I) and 10 minutes OFF

Operation

Prepare paper to be shredded. Remove staples and paper clips and make sure to feed no more than the recommended sheet capacity at one time.

- Slide the main switch to the AUTO position to activate the standby mode.
- The shredder automatically STARTS when paper is placed in entry and STOPS when finished shredding.

Important Note: If paper is wider than the entry and you fold it to fit, the paper thickness increases and the recommended capacity may be exceeded.

If the Paper Jams

Slide the switch to the REVERSE (R) position to clear the paper. Always unplug the unit before attempting manual removal of paper.

If the RED LED is lit

If the red LED is lit, the machine isn't properly sitting on the basket or the waste bin is full of paper. If the waste bin is full of paper, empty it, and replace the head. If the waste bin is empty, refer to illustrations.

Oil the cutters:

When...

- Every second or third time you empty the basket;
- If the shredder's cutting capacity is diminished;
- If the cutting cylinders stop with a squeak or a rubbing sound after power is removed.

How...

Use Powershred Lubricant #35250 or a suitable alternative with an extension nozzle. Alternatives can be 3 in 1 or Sewing Machine Oil. Oil must be non-flammable material and a non-degreaser! Do not use a can spray. Accelerants are combustible.

Squeeze the lubricant across the full width of the cutters and then turn the machine on and run the cutting system forward for a few seconds.

Then, depress the reverse button and run the cutting system for a few seconds. Repeat the procedure.

Specifications:

Power Source: 120V-60Hz (N. America)
 Power Cord: 6 Feet (1.9 meters)
 Recommended Daily Use 50-75

Sheet Capacity	Entry Width	Shredding Speed	Shred Size	Dimensions	Weight
S40C	4 9-1/2" 240mm	12 fpm 3.7mpm	7/32 x 1-1/2" 5.8 x 38mm	14-1/2 x 13-1/2 x 6-3/4" 368 x 343 x 172mm	9 lbs. 4.1kg
P400C	4 9-1/2" 240mm	12 fpm 3.7mpm	7/32 x 1-1/2" 5.8 x 38mm	14-1/2 x 13-1/2 x 6-3/4" 368 x 343 x 172mm	9 lbs. 4.1kg

* Sheet capacity measured with 20 lb., 8-1/2 x 11" paper. Different paper weights and electrical currents will affect capacity.

Overload Protection

This shredder is protected by a built-in thermal overload device that serves to protect the motor from overuse. When continuous shredding is conducted for an extended period of time, the shredder will automatically turn itself off to cool down. When shredding is automatically stopped, allow the unit to stand for about 30 minutes before using it again.

Important Note

This paper shredder is not intended to shred high volumes of paper. Please refer to the specifications for the recommended daily usage and sheet capacity of this shredder. Please note that if the paper is wider than the entry, and you fold it to fit, the paper thickness increases and the recommended capacity may be exceeded.

Limited Warranty

Fellowes Manufacturing Company warrants the cutting cylinders of all Fellowes shredders to be free from defects in material and workmanship for 5 year from the date of purchase by the original consumer. Fellowes warrants all other parts of the machine to be free of defects in material and workmanship for 1 year from the date of purchase by the original consumer. If any part is found to be defective during the warrant period, your sole and exclusive remedy will be repair or replacement, at Fellowes' option and expense, of the defective part. This warranty does not apply in cases of abuse, mishandling or unauthorized repair. ANY IMPLIED WARRANTY, INCLUDING THAT OF MERCHANTABILITY OR FITNESS FOR A PARTICULAR PURPOSE, IS HEREBY LIMITED IN DURATION TO THE APPROPRIATE WARRANTY PERIOD SET FORTH ABOVE. In no event shall Fellowes be liable for any consequential or incidental damages attributable to this product. This warranty gives you specific legal rights. You may have other legal rights that vary from state to state. For more detail or to obtain service under this warranty, please contact Fellowes Customer Service at 1-800-955-0959, Monday through Friday, 8 AM - 5 PM (Central Standard Time). For specific instructions on obtaining service under this warranty on machines purchased outside the USA, contact the appropriate location listed in the Contact for Service section of this instruction manual. Warrantor: Fellowes Manufacturing Company.

Declaration of Conformity

Fellowes Manufacturing Company
 Doncaster Road, Kirk Sandall
 Doncaster, South Yorkshire, DN31H England

declares that the product
 Models S40C, P400C, CC4

conforms with the requirements of the Low Voltage Directive (73/23 EEC) and the Electromagnetic Compatibility Directive (89/336 EEC) and the following harmonized European Norms (EN Standards) and IEC Standards.

Safety: EN60950 'Information Technology Equipment'
 EMC:

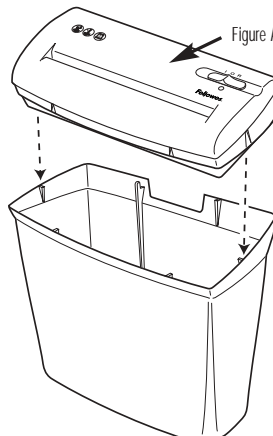

Standard	Severity Level
EN 55014-2:1997	Category I device
EN 55014-1:1993 +A1:1997	Household limits
EN 61000-3-2:1995	Class A
EN 61000-3-3:1995	Section 5

Itasca, Illinois, USA
 April 25, 2000

Performance

Criteria
NA
NA
NA
NA

Anthony Storrie
 Anthony Storrie



I=Auto
 O=Off
 R=Reverse



Order Toll Free

1-888-777-6017*

or mail your check or money order to: FELLOWES CONSUMER SERVICES,
50 Commerce Drive, Trumbull, CT 06611-5403

Subtotal Shipping & Handling*	
\$00.00 - 9.99	\$3.00
\$10.00 - 19.99	\$4.00
\$20.00 - 29.99	\$5.00
\$30.00 - 39.99	\$6.00
\$40.00 - 49.99	\$7.00
\$50.00 +	\$9.00

Item	Description	Fits Model	Qty	Unit Price (USD)	Ext. Price
36052	Wastebags	S40C/P400C		\$30.38	
35250	12 oz. Oil	PS55CC, 60CC, 80, DM-C		\$8.95	

Subtotal: _____

Name _____

Address _____

City _____ State _____ Zip Code _____

Phone Number _____

Shipping See chart _____

6% CT sales tax _____
(if applicable)

Total: _____

Enclosed is my check M/O or charge to: VISA/MC AMEX Discover

(Please make check payable to: Fellowes Consumer Services)

For VISA/MASTERCARD/AMEX/DISCOVER orders, fill out card number

Exp Date: Mo _____ Yr _____

Signature:

* Outside of U.S. and Canada, call (203) 385-5700 for pricing and shipping costs.

Prices effective 2/99

Call for current pricing.

FEL 100

Contact For Service
Vos Contacts Fellowes
Sus Contactos Fellowes
Ihre Fellowes Berater
Uw Fellowes Contacten
Vostrì Contatti Fellowes

United States	1-800-955-0959
Australia	(In Melbourne) (03) 9330-3211 (Outside Melbourne) 1-800-331-177
Canada	1-800-665-4339
United Kingdom	01302-885 331
Japan	+81-3-5496-2401
Benelux	+31-(0)347-377988
Italy	+39-071730041
Germany	+49-5131-49770
France	+33-(0)4-72-08-25-45



1789 Norwood Avenue • Itasca, Illinois 60143-1095

630-893-1600 • Customer Service 1-800-955-0959

<http://www.fellowes.com>

Australia	Benelux	Canada	France	Germany	Italy	Japan	Poland	United Kingdom
Tullamarine, Vic	Vianen, NL	Markham, Ont.	Rennes, I-V	Garbsen, Han.	Camerano, AN	Tokyo	Warsaw	Doncaster, S. Yorks.

© 2000 Fellowes Printed in China Form No. 32697

Free Manuals Download Website

<http://myh66.com>

<http://usermanuals.us>

<http://www.somanuals.com>

<http://www.4manuals.cc>

<http://www.manual-lib.com>

<http://www.404manual.com>

<http://www.luxmanual.com>

<http://aubethermostatmanual.com>

Golf course search by state

<http://golfingnear.com>

Email search by domain

<http://emailbydomain.com>

Auto manuals search

<http://auto.somanuals.com>

TV manuals search

<http://tv.somanuals.com>