

Fender

MICRO

ABY

Owner's Manual

Precautions

PLEASE READ CAREFULLY BEFORE PROCEEDING

Power Supply

Please connect the designated AC adapter to an AC outlet of the correct voltage. Please be sure to use only an AC adapter which supplies 9V (±10%) DC, center minus. The maximum working voltage shall not exceed 12V, otherwise may be dangerous equipment damage, fire or other problems. Unplug the AC power adapter when not using or during electrical storms.

Connections

Always turn off the power of this and all other equipment before connecting or disconnecting, this will help prevent malfunction and / or damage to other devices. Also make sure to disconnect all connection cables and the power cord before moving this unit.

Handling

Do not apply excessive force to the switches or controls. Do not let paper, metallic, or other objects into this unit. Take care not to drop the unit, and do not subject it to shock or excessive pressure.

Cleaning

Clean only with a soft, dry cloth. If necessary, slightly moisten the cloth. Do not use abrasive cleanser, cleaning alcohol, paint thinners, wax, solvents, cleaning fluids, or chemical-impregnated wiping cloths.

Interference with other electrical devices

Radios and televisions placed nearby may experience reception interference. Operate this unit at a suitable distance from radios and televisions.

Location

To avoid deformation, discoloration, or other serious damage, do not expose this unit to the following conditions:

- Direct sunlight
- Magnetic fields
- Excessive dusty or dirty location
- Strong vibrations or shocks
- Heat sources
- Extreme temperature or humidity
- High humidity or moisture

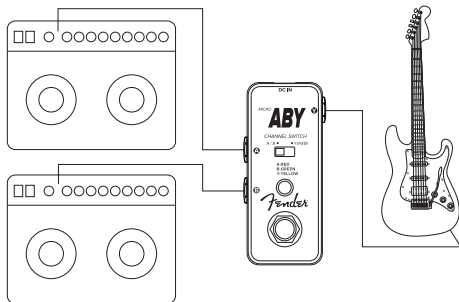
Main Features

- The comprehensive channel switch pedal, can switch the one way signal to two different outputs, applicable for the circuit of instrument, amplifier, speaker (be sure to use speaker cable) and pedalboard
- The design of mode-choosing switch, which enables A, B channels transfer from respectively to simultaneously

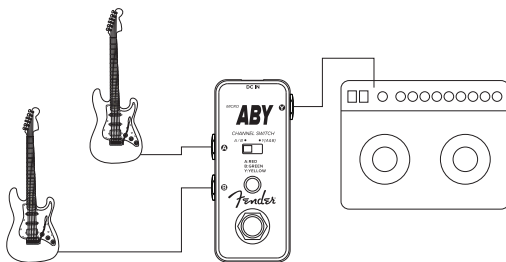
- In both modes, Micro ABY can be used in both positive and negative directions, the signal path can flow from A/B to Y, or from Y to A/B
- Can work without power supply (LED will not light up)
- Full metal shell
- Very small and compact design
- True bypass switch
- DC 9V adapter power supply

Diagrams

- **A/B Mode:** Y(instrument) → A/B(amplifier A / amplifier B), stepped on the foot switch to select the amplifier

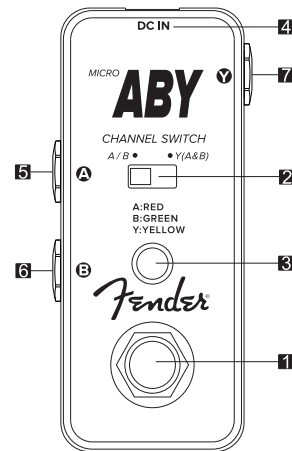


A(instrument A)/B(instrument B) → Y(amplifier) Stepped on the foot switch to select the instrument



- **A&B Mode:** In this mode, can connect any A, B, Y connector according to personal demand
- Download from www.Somanuals.com. All Manuals Search And Download.

Panel Instruction



- 1. CHANNEL SELECT Footswitch:** Push down the footswitch to toggle between channel A and channel B (in A&B mode, footswitch is invalid).
- 2. MODE SELECT Switch:** Select A/B mode or A&B mode.
- 3. LED Light:** In A/B mode, indicates in A channel or B channel; the red lights mean in A channel, the blue lights mean in B channel; In A&B mode, LED lights turn into pink.
- 4. DC IN Power Jack:** For power supply, use a 9-volt DC regulated AC adapter (plug polarity is positive on the barrel and negative in the center).
- 5. A Jack:** 1/4" mono audio jack, connect instruments or speakers and other devices.
- 6. B Jack:** 1/4" mono audio jack, connect instruments or speakers and other devices.
- 7. Y Jack:** 1/4" mono audio jack, connect instruments or speakers and other devices.

Specification

- A/B/Y Jack:** 1/4" monaural jack
- Power Requirements:** AC adapter 9V DC (center minus plug), can work without power (LED doesn't work)
- Current Draw:** 8 mA
- Dimensions:** 93.5mm (D) × 42mm (W) × 52mm (H)
- Weight:** 145g
- Accessories:** Owner's Manual

* Disclaimer: Any specification's update won't be amended in this manual.

Free Manuals Download Website

<http://myh66.com>

<http://usermanuals.us>

<http://www.somanuals.com>

<http://www.4manuals.cc>

<http://www.manual-lib.com>

<http://www.404manual.com>

<http://www.luxmanual.com>

<http://aubethermostatmanual.com>

Golf course search by state

<http://golfingnear.com>

Email search by domain

<http://emailbydomain.com>

Auto manuals search

<http://auto.somanuals.com>

TV manuals search

<http://tv.somanuals.com>