

# UV-AIRE® AIR PURIFYING SYSTEM

Model: UV-16R

## Duct Board Mounting Instructions

1. Mount the supplied metal mounting plate onto the duct with duct tape in either a vertical or horizontal position as shown in Figure 2 of main instruction sheet. (See Figure 1)
2. Bend tabs outward as shown in Figure 2.
3. Using a knife or blade, cut out a rectangle opening in the duct using the mounting plate as a template. (See Figure 3)
4. Remove the cut piece of duct. (See Figure 4)
5. Bend both tabs down and through duct at first bend point. (See Figures 5 & 6)
6. Bend both tabs at the second bend point up or down to pinch the duct material and grip the duct material. (See Figures 7 & 8)
7. Using a screwdriver or pointed object, locate mounting holes by poking holes through the duct tape. (See Figure 9)
8. Continue installation using main instruction sheet beginning at step 5 on page 3.



Figure 1



Figure 2



Figure 3




Figure 4




Figure 5



Figure 6



Figure 7



Figure 8




Figure 9



**WARNING:** Never expose eyes or skin to UVC light from any source. Looking directly at the UVC light may cause permanent eye damage or blindness. Never operate the UV-Aire Air Purifying System out of the plenum. Avoid touching the glass portion of the lamp with your hands.

### READ THESE INSTRUCTIONS CAREFULLY AND COMPLETELY BEFORE PROCEEDING WITH THE INSTALLATION.

This device MUST be installed by a qualified agency in accordance with the manufacturer's installation instructions. The definition of a qualified agency is: any individual, firm, corporation or company which either in person or through a representative is engaged in, and is responsible for, the installation and operation of HVAC appliances, who is experienced in such work, familiar with all the precautions required, and has complied with all the requirements of the authority having jurisdiction.

Please retain these instructions after installation.

Installed By: \_\_\_\_\_ Phone: \_\_\_\_\_ Installation Date: \_\_\_\_\_



**FIELD CONTROLS**

www.fieldcontrols.com

## Free Manuals Download Website

<http://myh66.com>

<http://usermanuals.us>

<http://www.somanuals.com>

<http://www.4manuals.cc>

<http://www.manual-lib.com>

<http://www.404manual.com>

<http://www.luxmanual.com>

<http://aubethermostatmanual.com>

Golf course search by state

<http://golfingnear.com>

Email search by domain

<http://emailbydomain.com>

Auto manuals search

<http://auto.somanuals.com>

TV manuals search

<http://tv.somanuals.com>