


# First Alert®

## USER'S MANUAL MOTION SENSING HANDS-FREE SOCKET Cat. PIR 720



120VAC, 60 Hz, 100W Max.



Model  
PIR 720RN

US Patents D320,595; 4,823,051

All Rights Reserved. ©2001 BRK Brands, Inc.

M06-9007-001 5/01

### IMPORTANT! PLEASE READ CAREFULLY AND SAVE.

This user's manual contains important information about your Motion Sensing Hands Free Socket's operation. If you are installing this unit for use by others, you must leave this manual—or a copy of it—with the end user.

**BRK Brands, Inc., 3901 Liberty Street Road, Aurora, IL 60504-8122**  
Consumer Affairs: Monday-Friday, 7:30am-5pm (Central Time):  
(800) 323-9005. Internet: [www.firstalert.com](http://www.firstalert.com)

The First Alert® Motion Sensing Hands Free Socket senses your approach and automatically turns on the light. The light remains on as long as the motion sensor detects activity in the room, turning the light off approximately 4 minutes after you leave the area.

The Motion Sensing Hands Free Socket is ideal for walk-in closets, laundry room, utility room or basement. It offers the convenience of automatic lighting where you might otherwise have to search for a wall switch or pull string.

Use the Motion Sensing Hands Free Socket in any area or room that is equipped with a ceiling-mounted, bare bulb light socket.

### CAUTION!

The motion sensor is not designed for use with an enclosed or shaded bulb of any kind. Use only with a ceiling-mounted, bare bulb light socket. DO NOT use with halogen bulbs.

### SPECIAL FEATURES

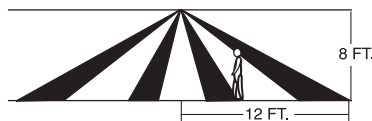
#### The Motion Sensing Hands Free Socket:

- Detects motion in all directions—approximately 360°.
- Senses activity at a distance of 12 feet (when mounted at a height of 8 feet above the floor).
- Turns the light off automatically approximately 4 minutes after movement in the area stops.
- Works in full daylight, in darkness, and at any light level in between.
- Uses a standard 25 to 100 watt incandescent bulb.

### WHERE TO MOUNT THE UNIT

Be sure the socket selected is at least 12 inches from any wall or door. Choose any ceiling-mounted, bare bulb light socket. Mounted at a height of 8 feet, the Motion Sensing Hands Free Socket will sense the approach of a person five feet tall at a distance of 12 feet. If the Motion Sensing Hands Free Socket is mounted higher than 8 feet, it will "see" somewhat farther. If it is

mounted lower than 8 feet, it will not "see" quite as far. Do not mount the Motion Sensing Hands Free Socket higher than 10 feet from the floor.



### LIMITATIONS OF MOTION SENSING HANDS FREE SOCKET

#### This Motion Sensing Hands Free Socket:

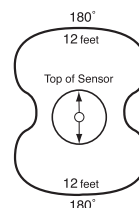
- Is for indoor use only.
- Requires AC power to function properly. If AC power to the unit is cut off, it will not work.
- Is NOT intended to serve as a safety or security device. It is designed for convenience only.

#### This Motion Sensing Hands Free Socket will not work properly if:

- The socket to which it is connected is defective or if the bulb is burned out.
- It is used with anything other than a ceiling-mounted, bare bulb light socket.

Although the Motion Sensing Hands Free Socket detects changes in temperature, it is not intended to be used as a heat and/or fire detector. Consult NFPA Standard 72, National Fire Alarm Code, for residential smoke detection and fire protection guidelines.

Although this Motion Sensing Hands Free Socket detects motion 360°, the unit responds more effectively at each 180° point. (See figure right.) The 180° points are marked on the top of the unit by arrows. After installing the unit, rotate it until either arrow faces the general direction of the path people will most likely cross.



### WARNING!

This device is designed for INDOOR USE ONLY. Do not allow it to get wet.

### CAUTION!

Infrared cannot penetrate glass or plastic. Do not use in a glass-enclosed light or shaded lamp. USE ONLY WITH A CEILING-MOUNTED, BARE BULB LIGHT SOCKET.



### INSTALLING THE MOTION SENSOR

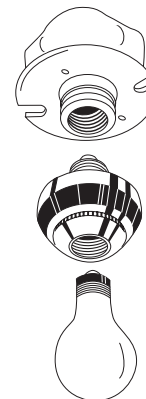
#### WARNING!

Never touch the Motion Sensing Hands Free Socket, bulb, or socket with wet hands or when the floor is damp or wet.

#### CAUTION!

Turn the light OFF when installing the unit.

1. Turn the power to the light socket you have chosen OFF.
2. Remove the light bulb from the socket.
3. Screw the Motion Sensing Hands Free Socket directly into the empty socket.
4. Screw the light bulb into the Motion Sensing Hands Free Socket.
5. Turn the power ON. After several seconds, the light will turn on. The light will remain on for approximately 4 minutes after you leave the area. (A built-in delay of several seconds allows the light bulb to cool before the motion sensor is able to detect motion again.)



The unit is now ready to operate automatically.

### CAUTION!

It is possible that the light may turn off while you are within the sensing area. For example, you may have been standing still.

Download from [Www.Somanuals.com](http://Www.Somanuals.com). All Manuals Search And Download.

### TROUBLESHOOTING

#### CONSUMER AFFAIRS 1-800-323-9005

The lights do not turn on when movement is detected	<ol style="list-style-type: none"> <li>1. Bulb is burned out</li> <li>2. Power switch is OFF</li> <li>3. Bulb is less than 25 watts</li> <li>4. Rotate directional alignment arrows</li> </ol>
The lights turn on and off repeatedly	<ol style="list-style-type: none"> <li>1. Bulb is more than 100 watts</li> <li>2. Motion Sensing Hands Free Socket must be mounted at least 12 inches from any wall or door</li> <li>3. Heat sources in target area</li> </ol>
The light stays on continuously	<ol style="list-style-type: none"> <li>1. Bulb is more than 100 watts</li> <li>2. Motion Sensing Hands Free Socket must be mounted at least 12 inches from any wall or door</li> <li>3. Heat sources in target area</li> <li>4. Temporary power failure—turn light off and on again</li> </ol>
Sensing range is reduced	<ol style="list-style-type: none"> <li>1. Very warm temperatures can temporarily reduce the sensing range of the Motion Sensing Hands Free Socket</li> </ol>

**NOTE:** If the Motion Sensing Hands Free Socket is less than 12 inches away from a door or wall, reduce bulb wattage or apply masking or electrical tape over a portion of the sensor lens in direct line with the wall or door to reduce reflection.

### CLEANING AND REPAIRING

#### To clean the Motion Sensing Hands Free Socket:

1. Turn the light OFF.
2. Remove the Motion Sensing Hands Free Socket and bulb from the light socket.
3. Wipe the unit with a soft cloth. Do not use harsh cleaners of any kind. Do not allow the unit to get wet or be submerged in water.

#### WARNING!

Never touch the Motion Sensing Hands Free Socket, bulb, or socket with wet hands or when the floor is damp or wet.

#### WARNING!

Always turn the light OFF when cleaning.

Do not attempt to repair your Motion Sensing Hands Free Socket yourself. If it does not appear to be working properly and it is still under warranty, return it to BRK Brands, Inc. If the unit is no longer under warranty, please discard it and replace it with a new unit.

### LIMITED WARRANTY

**Coverage:** BRK Brands, Inc. warrants its enclosed Motion Sensing Hands Free Socket to be free from defects in materials and workmanship under normal use for a period of three years from the date of purchase. During the first year after the date of purchase, BRK Brands, Inc. will replace any defective Motion Sensing Hands Free Socket without charge. During the next two years, BRK Brands, Inc. will replace any defective Motion Sensing Hands Free Socket at a charge to you not to exceed BRK Brands, Inc.'s cost. This is your exclusive warranty.

This warranty is valid for the original retail purchaser from the date of initial retail purchase and is not transferable. Keep the original sales receipt. Proof of purchase is required to obtain warranty performance. Dealers, service centers, or retail stores selling this product do not have the right to alter, modify or any way change the terms and conditions of this warranty. In new construction, if your Motion Sensing Hands Free Sockets were installed by a contractor, this warranty is valid for the homeowner at the time of installation from the date of original installation and is not transferable.

This warranty does not cover normal wear of parts or damage resulting from any of the following: negligent use or misuse of the product, use on improper voltage or current, or use contrary to the operating instructions, disassembly, repair or alteration by anyone other than BRK Brands, Inc. Further, the warranty does not cover acts of God, such as fire, flood, hurricanes and tornadoes.

BRK Brands, Inc. shall not be liable for any incidental or consequential damages caused by the breach of any express or implied warranty. Except to the extent prohibited by applicable law, any implied warranty of merchantability or fitness for a particular purpose is limited in duration for 3 years. Some states, provinces, or jurisdictions do not allow the exclusion or limitation of incidental or consequential damages or limitations on how long an implied warranty lasts, so the above limitations or exclusions may not apply to you. This warranty gives you specific legal rights, and you may also have other rights that vary from state to state, or province to province.

**Service:** Units under warranty and in need of repair should be returned, shipping prepaid, to BRK Brands, Inc., Attn.: Consumer Affairs, 3920 Enterprise Court, Aurora, IL 60504-8132.

First Alert® is a registered trademark of The First Alert Trust.

Made in China

M06-9007-001 5/01

## Free Manuals Download Website

<http://myh66.com>

<http://usermanuals.us>

<http://www.somanuals.com>

<http://www.4manuals.cc>

<http://www.manual-lib.com>

<http://www.404manual.com>

<http://www.luxmanual.com>

<http://aubethermostatmanual.com>

Golf course search by state

<http://golfingnear.com>

Email search by domain

<http://emailbydomain.com>

Auto manuals search

<http://auto.somanuals.com>

TV manuals search

<http://tv.somanuals.com>