

Fisher-Price®

My First Skates™



Model Number: B1973

Please keep this instruction sheet for future reference, as it contains important information. Wheel and size adjustments should be done by an adult.

For ages 2 years and up, shoe sizes 6-12.

My First Skates are designed to be worn on either foot.

Safety equipment is not included.



Discover what's possible... www.fisher-price.com

⚠ WARNING

To prevent injury, protective equipment should be worn. Not for children with a body weight of more than 44 lbs. (20 kg). Use helmet, wrist guards, knee pads, and elbow pads.

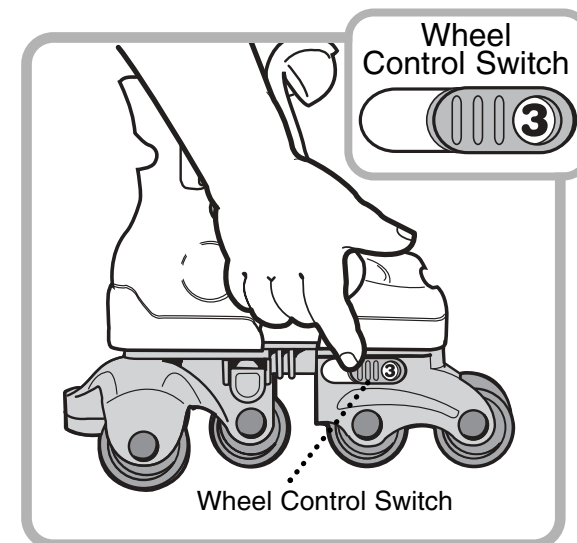
Message to Parents

Learning to skate is easy and fun with Fisher-Price® My First Skates. With three-way control, they make learning a breeze and provide hours of fun and exercise. Take a moment to review the warning statement and safety tips in these instructions with your child so your child knows how to use My First Skates correctly and safely.


Safety Tips


- Wear a helmet, knee pads, wrist guards and elbow pads to guard against bumps and bruises.
- Supervise a beginner skater. It helps to hold the beginner's hand and to guide the skater along a smooth, level surface.
- Wear shoes or sneakers, not open-toe shoes.
- Keep loose laces and pant legs away from the wheels.
- Select areas for skating which are free from obstacles.
- Avoid skating on streets, roadways and driveways which enter vehicle traffic routes.
- Never hitch a ride behind a bicycle or car.

Wheel Control Adjustment



- Locate the wheel control switch on the side of the skate.
- Press and slide the wheel control switch to:

 **FULL STOP (WALK)**
The second wheel completely locks. Your skater can walk on the skates to get used to them.

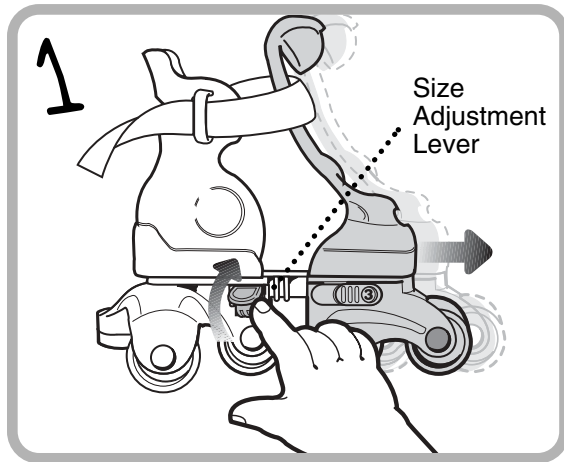
 **FORWARD ONLY**
The second wheel locks to prevent the wheel from rolling backward. Your skater can roll forward. It is normal to hear a clicking sound in this mode.

 **FREE WHEELING**
Your skater can roll forward and backward unrestricted.

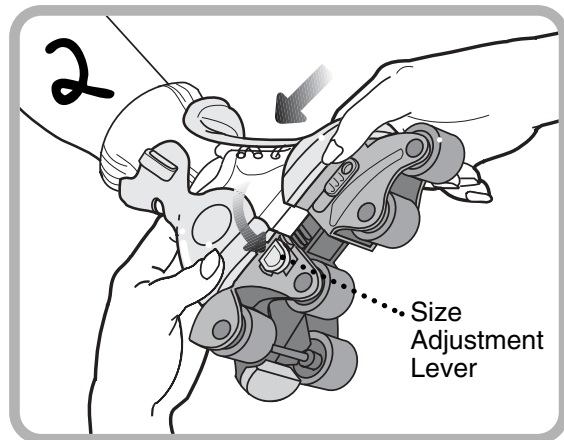
Important!

- Make sure both skates are set to the same wheel control position.
- The wheel control function works only when your child is wearing and putting weight on the skates.

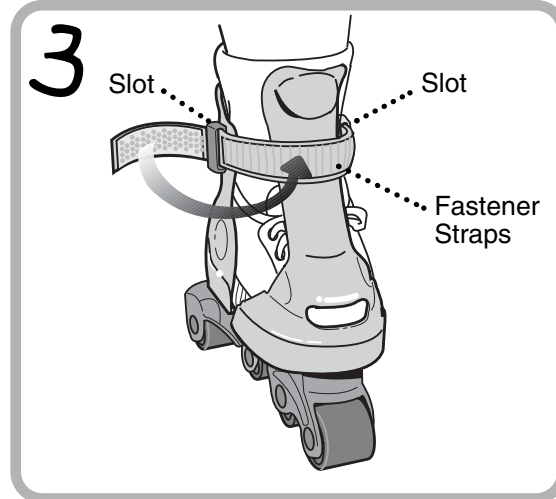
Fitting the Skates



- Lift the size adjustment lever.
- Pull the front of the skate to the fully extended position.
- Repeat this procedure to open the other skate to the fully extended position.



- Make sure your child is seated.
- Place your child's foot in the skate.
- Push the front of the skate to shorten it to the appropriate size for your child.
- Press the size adjustment lever down until it "snaps" into place.
- Adjust the size of the other skate to your child's other foot.



- Insert the fastener straps into the slots on the side of each skate.
- Pull the fastener straps tight and fold them back on themselves for a secure fit.

Care

- Periodically lubricate the rear axle on each skate with a little petroleum jelly.

Consumer Information

Questions? We'd like to hear from you!

Call Fisher-Price® Consumer Relations, toll-free at **1-800-432-5437**, 8 AM - 6 PM EST Monday through Friday. Hearing-impaired consumers using TTY/TDD equipment, please call 1-800-382-7470.

Or, write to: Fisher-Price® Consumer Relations, 636 Girard Avenue, East Aurora, New York 14052.

For other countries, outside the United States:

Canada: call **1-800-567-7724**, or write to: Mattel Canada Inc., 6155 Freemont Blvd., Mississauga, Ontario L5R 3W2.

Great Britain: telephone 01628 500302.

Australia: Mattel Australia Pty. Ltd., 658 Church Street, Locked Bag #870, Richmond, Victoria 3121 Australia.

Consumer Advisory Service 1300 135 312.

New Zealand: 16-18 William Pickering Drive, Albany 1331, Auckland.

Fisher-Price, Inc., a subsidiary of Mattel, Inc. East Aurora, New York 14052, U.S.A.
©2002 Mattel, Inc. All Rights Reserved. © and ™ designate U.S. trademarks of Mattel, Inc.

Printed in China

B1973a-0920

Free Manuals Download Website

<http://myh66.com>

<http://usermanuals.us>

<http://www.somanuals.com>

<http://www.4manuals.cc>

<http://www.manual-lib.com>

<http://www.404manual.com>

<http://www.luxmanual.com>

<http://aubethermostatmanual.com>

Golf course search by state

<http://golfingnear.com>

Email search by domain

<http://emailbydomain.com>

Auto manuals search

<http://auto.somanuals.com>

TV manuals search

<http://tv.somanuals.com>