


# Melody Friend

## Instructions

PLEASE KEEP THESE INSTRUCTIONS FOR FUTURE REFERENCE AS THEY CONTAIN IMPORTANT INFORMATION



27750  
Baby Donald

27748  
Baby Mickey

27749  
Baby Minnie

Each sold separately and subject to availability.

**3+**  
months

### ADULTS NOTE:

- Batteries included are for demonstration purposes only.
- Requires 2 "AAA" batteries.
- For longer life use only alkaline batteries.
- Replace batteries when sounds distort or lights dim.
- Non-replaceable light bulbs included.
- Surface Washable only.

#### 2 YEAR LIMITED WARRANTY

Mattel, Inc. warrants to the original consumer purchaser that this product will be free from defects in materials or workmanship for 2 years (unless otherwise specified in alternate warranties) from the date of purchase. If defective, return the product along with proof of the date of purchase, postage prepaid, to Consumer Adjustment Center, 15930 E. Valley Boulevard, City of Industry, CA 91744 for replacement or refund at our option. This warranty does not cover damage resulting from unauthorized modification, accident, misuse or abuse. **VALID ONLY IN U.S.A.** This warranty gives you specific legal rights and you may also have other rights which vary from state to state.

27747

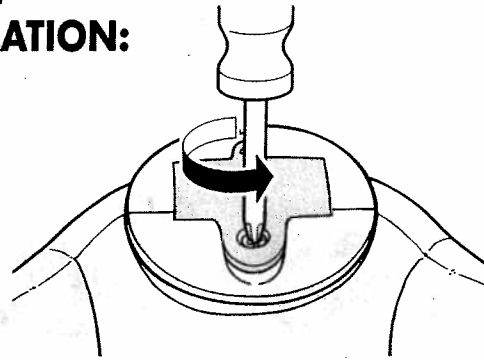
**Fisher-Price**

Fisher-Price, Inc., a subsidiary of Mattel, Inc.,  
New York, New York 10010 U.S.A.  
Manufactured for Fisher-Price.  
© 2000 Mattel, Inc. All Rights Reserved.  
Fisher-Price, the Fisher-Price logo are U.S.  
trademarks of Mattel, Inc.

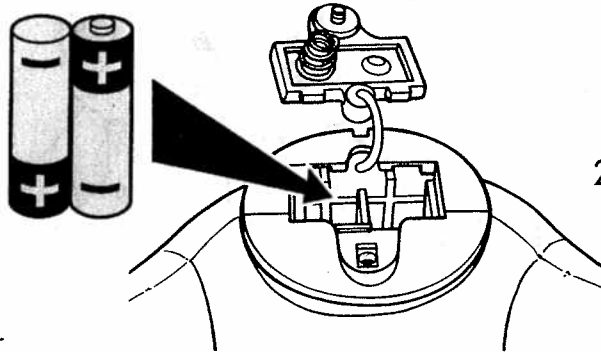
Retain this address for future reference:  
Mattel U.K., Ltd., Vanwall Business Park, Maidenhead SL6 4UB.  
Mattel Australia Pty., Ltd., Richmond, Victoria 3121-  
Consumer Advisory Service 1800 800 812 (Valid only in Australia).  
Mattel East Asia Limited, 930 Ocean Centre, Harbour City, HK, China.  
Helpline 01628500303

If light and sounds play slowly or distort, replace with alkaline batteries.

### BATTERY INSTALLATION:



1. Using Phillips head screwdriver (not included), unscrew door and remove.



2. Take out the old batteries, replace with 2 "AAA" alkaline batteries (not included) as shown. Replace door.

### BATTERY SAFETY INFORMATION

1. Non-rechargeable batteries are not to be recharged.
2. Do not mix alkaline, standard (carbon-zinc), or rechargeable (nickel-cadmium) batteries.
3. Do not mix old and new batteries.
4. Only batteries of the same or equivalent type as recommended are to be used.
5. Batteries are to be inserted with the correct polarity.
6. Exhausted batteries are to be removed from the toy.
7. The supply terminals are not to be short-circuited.
8. Dispose of batteries safely.
9. Rechargeable batteries are to be removed from the toy before being charged.
10. Rechargeable batteries are only to be charged under adult supervision.

### TO PLAY:



Press tummy for lights and melody!

## Free Manuals Download Website

<http://myh66.com>

<http://usermanuals.us>

<http://www.somanuals.com>

<http://www.4manuals.cc>

<http://www.manual-lib.com>

<http://www.404manual.com>

<http://www.luxmanual.com>

<http://aubethermostatmanual.com>

Golf course search by state

<http://golfingnear.com>

Email search by domain

<http://emailbydomain.com>

Auto manuals search

<http://auto.somanuals.com>

TV manuals search

<http://tv.somanuals.com>