



Come Here Blue

INSTRUCTION SHEET

Please keep these instructions for future reference as they contain important information.

Cuddly Blue bounces and barks when you call her name!

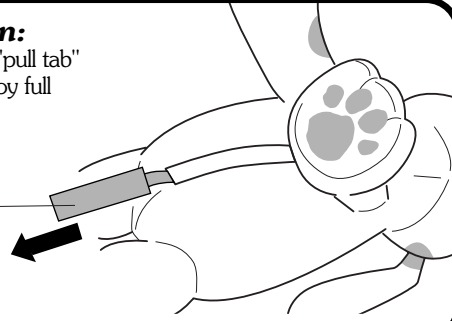
The more you call Blue's name or clap your hands, the happier and more excited she gets!

HOW TO BEGIN PLAY

Before You Begin:

- Please remove Try Me "pull tab" from battery box to enjoy full benefits of this toy.

Try Me
"pull tab"



- Pat BLUE'S head and the toy turns ON.
- BLUE barks 'Hello.'
- If a few seconds pass and your child does not call BLUE'S name, BLUE will respond with a questioning bark, and raise her ears.



Calling BLUE'S name the first time:


- Call BLUE or clap and BLUE barks back.
- Her ears raise up, her tail wags and a slide whistle sound will be heard.
- BLUE responds by bouncing forward 3 times to fun sound effects.

Calling BLUE'S name a second time:

- Call BLUE or clap and BLUE barks back.
- Her ears raise up, her tail wags and a slide whistle sound will be heard.
- BLUE responds by bouncing forward 3 times to fun sound effects.

Calling BLUE'S name a third or fourth time:

- Call BLUE or clap and BLUE barks back.
- Her ears raise up, her tail wags and a slide whistle sound will be heard.
- BLUE responds by bouncing around to and barking along with the BLUE'S Clues Theme Song just like on the Blue's Clues show.



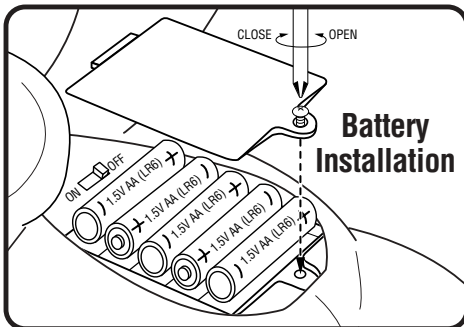
NOTE:

- If a few seconds pass and your child does not call BLUE'S name, BLUE will respond with a questioning bark and raise her ears.
- BLUE must be within a 5 to 10 foot range for sound recognition to occur.

Sleep Mode:

- If the toy remains inactive for 20 seconds, it will automatically turn off to preserve battery life.
- Pat BLUE'S head and the toy turns ON.

BATTERY INSTALLATION



CAUTION

- Non-rechargeable batteries are not to be recharged.
- Rechargeable batteries are to be removed from the product before they are charged.
- If removable rechargeable batteries are used, they are only to be charged under adult supervision.
- Do not mix alkaline, standard (carbon-zinc) or rechargeable (nickel-cadmium) batteries.
- Do not mix old and new batteries.
- Only batteries of the same or equivalent type as recommended are to be used.
- Be sure to insert batteries with the correct polarities and always follow the toy and battery manufacturers' instructions.

- Exhausted batteries are to be removed from the product.
- The supply terminals are not to be short-circuited.
- Dispose of batteries safely.

Should this product cause local electrical interference we recommend moving it away from other equipment.

©2000 Viacom International Inc.
All Rights Reserved. Nickelodeon, Nick Jr., Blue's Clues and all related titles, logos and characters are trademarks of Viacom International Inc.
Fisher-Price, Inc., a subsidiary of Mattel, Inc., New York, New York 10010 U.S.A.
Manufactured for Fisher-Price. ©2000 Mattel, Inc. All Rights Reserved.
Fisher-Price and the Fisher-Price logo are U.S. trademarks of Mattel, Inc.
Packing and address should be retained for future reference.

Questions or Comments?
1-800-432-5437

Fisher-Price
ITEM NO. 90197

ENGLISH VERSION MAY 2001

Item No : 90197
Version : English
Size : 8.5 x 11"
Paper : Woodfree paper 80 gsm
Color : Black
Date : May 25, 2001 (EN)

Free Manuals Download Website

<http://myh66.com>

<http://usermanuals.us>

<http://www.somanuals.com>

<http://www.4manuals.cc>

<http://www.manual-lib.com>

<http://www.404manual.com>

<http://www.luxmanual.com>

<http://aubethermostatmanual.com>

Golf course search by state

<http://golfingnear.com>

Email search by domain

<http://emailbydomain.com>

Auto manuals search

<http://auto.somanuals.com>

TV manuals search

<http://tv.somanuals.com>