



# Magic Hair™ Fairytale Dora

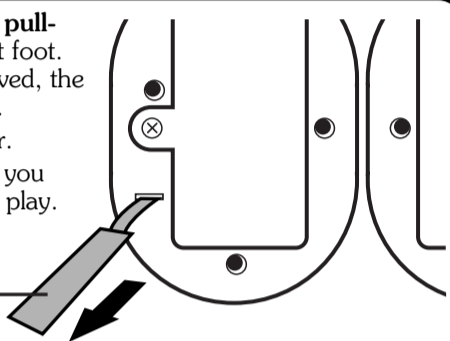
## INSTRUCTION SHEET

Please keep these instructions for future reference as they contain important information.

### BEFORE YOU BEGIN

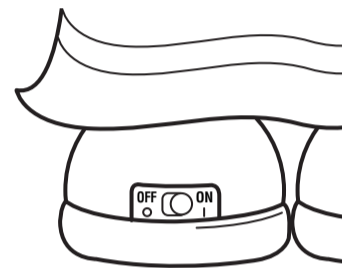
- Remove and discard the "Try Me" pull-tab from the bottom of Dora's right foot. Once the TRY ME pull-tab is removed, the toy will perform its full play pattern.
- Remove the ties around Dora's hair.
- For best results, it is suggested that you brush the hair out before you begin play.

Try Me  
"pull tab"



### TO BEGIN PLAY

- Be sure the ON/OFF switch is in the ON position.
- The ON/OFF switch is located on the back of Dora's left foot.



### HOW TO PLAY

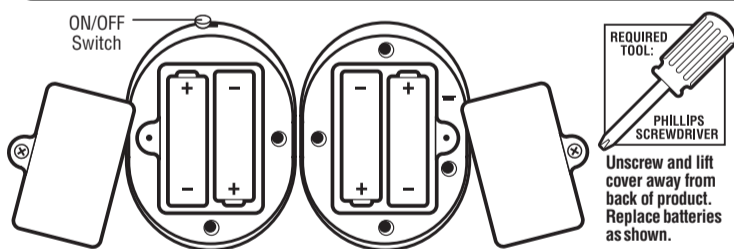
- Touch the center of the butterfly wand's body to the center of the large jewel on Dora's crown. Her hair magically grows as long as the wand is touching the large jewel.
- Once the hair is fully extended, remove the wand. Then touch the wand to the center of the large jewel again to make the hair shorten.
- As the hair grows and shortens, the large jewel lights up and Dora talks!
- You can also make Dora's hair grow and shorten by pressing on the large jewel.
- There is also a small jewel on Dora's crown that you can press to make Dora speak without her hair growing.



### PARENTS NOTE

- You can style Dora's hair with her brush and barrettes. However, the hair must be brushed smooth with no accessories attached in order for the hair-growing function to work properly.
- Be sure not to allow barrettes, hair ties, clips, or any other small objects to enter the hair-growing tube.
- If the hair-growing mechanism jams, gently pull on the hair in order to clear the hair out of the mechanism.
- For best performance and longest life, brush the hair regularly.

### BATTERY INSTALLATION



#### Requires 4 "AA" (LR6) batteries.

It is recommended that all four batteries be replaced at the same time. There are 2 battery compartments that hold (2) "AA" (LR6) batteries each. The battery compartments are located on the bottom of the doll's feet. Replace the batteries as shown and replace the battery compartment covers.



Unscrew and lift cover away from back of product. Replace batteries as shown.

#### BATTERY SAFETY INFORMATION

In exceptional circumstances batteries may leak fluids that can cause a chemical burn injury or ruin your toy (product). To avoid battery leakage:

- Non-rechargeable batteries are not to be recharged.
- Rechargeable batteries are to be removed from the product before being charged (if designed to be removable).
- Rechargeable batteries are only to be charged under adult supervision (if designed to be removable).
- Do not mix alkaline, standard (carbon-zinc), or rechargeable (nickel-cadmium) batteries.
- Do not mix old and new batteries.
- Only batteries of the same or equivalent type as recommended are to be used.
- Batteries are to be inserted with the correct polarity.
- Exhausted batteries are to be removed from the product.
- The supply terminals are not to be short-circuited.
- Dispose of battery(ies) safely.
- Do not dispose of this product in a fire. The batteries inside may explode or leak.

©2003 Viacom International Inc.  
All Rights Reserved. Nickelodeon, Nick Jr., Dora the Explorer and all related titles, logos and characters are trademarks of Viacom International Inc.  
Fisher-Price, Inc., a subsidiary of Mattel, Inc., New York, New York 10010 U.S.A.  
**PRINTED IN CHINA.**

Manufactured for Fisher-Price. ©2003 Mattel, Inc. All Rights Reserved.  
Fisher-Price and the Fisher-Price logo are U.S. trademarks of Mattel, Inc.  
Packaging and address should be retained for future reference.

Mattel Canada Inc., Mississauga, Ontario L5R 3W2. You may call us free at 1-800-665-6288.  
Mattel U.K. Ltd., Vanwall Business Park, Maidenhead SL6 4UB. Helpline: 01628500303.



Questions or Comments?  
**1-888-892-6123**

Mattel Australia Pty. Ltd., Richmond, Victoria, 3121. Consumer Advisory Service - 1300 135 312.  
Mattel East Asia Ltd, Room 1106, South Tower, World Finance Centre, Harbour City, Tsimshatsui, HK, China.  
Diimport & Didarkan Oleh: Mattel SEA Ptd Ltd.(993532-P) Lot 13.5, 13th Floor, Menara Lien Hoe,  
Persiaran Tropicana Golf Country Resort, 47410 P.J. Tel:03-78803817, Fax:03-78803867.  
Mattel, Inc., El Segundo, CA 90245 U.S.A. Consumer Affairs 1 (800) 524-Toys.

**Fisher-Price**

ITEM NO. B8078

Item No : B8078  
Version : English  
Size : 8.5 x 11"  
Paper : Woodfree paper 80 gsm  
Color : Black  
Date : Feb 13, 2004 (VL)

## Free Manuals Download Website

<http://myh66.com>

<http://usermanuals.us>

<http://www.somanuals.com>

<http://www.4manuals.cc>

<http://www.manual-lib.com>

<http://www.404manual.com>

<http://www.luxmanual.com>

<http://aubethermostatmanual.com>

Golf course search by state

<http://golfingnear.com>

Email search by domain

<http://emailbydomain.com>

Auto manuals search

<http://auto.somanuals.com>

TV manuals search

<http://tv.somanuals.com>