

Fisher-Price® INTERACTV™

DVD BASED LEARNING SYSTEM

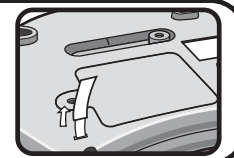


QUICK SET-UP INSTRUCTIONS

IMPORTANT: Please keep these instructions and the Set-Up disc for future reference as they contain important information.

BEFORE YOU BEGIN:

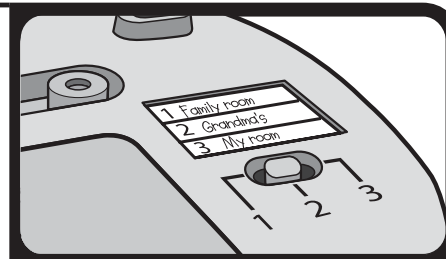
- Make sure you have removed the TRY ME pull-tab from the back of the InteractTV controller.
- Insert the SET-UP disc into your DVD player and press play. You will see a brief overview of the set-up process.



SETTING UP YOUR CONTROLLER

1 Turn off your DVD player when setting up your InteractTV controller.

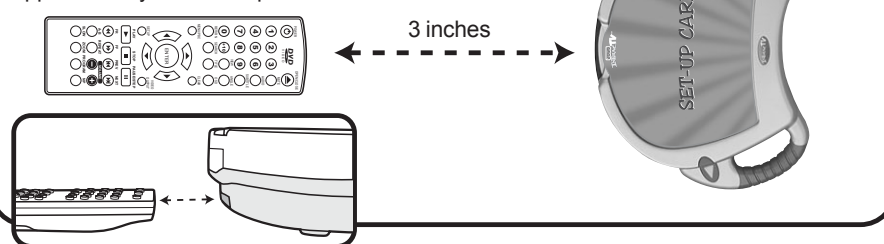
2 Set the 3 position switch on the back of your InteractTV controller to the desired setting. See **USER'S MANUAL** for details.



3 Insert the SET-UP card into your InteractTV controller.

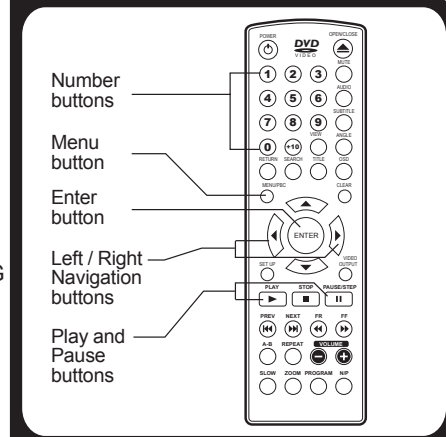


4 Place the InteractTV controller on a flat surface facing your DVD Player's remote, approximately 3 inches apart.



5 Follow the step-by-step audio instructions from the InteractTV controller, pressing the buttons on your DVD player's remote when prompted by the voice from the controller.

6 Once you've entered all the buttons as instructed, remove the SET-UP card from the InteractTV controller and proceed to TESTING YOUR CONTROLLER.



TESTING YOUR CONTROLLER

- 1** Turn your DVD player back on and insert the SET-UP disc.
- 2** Using your DVD player's remote, select "Test Your Controller" from the main menu.
- 3** Insert the TEST card into your InteractTV controller and follow the "Test Your Controller" instructions to make sure your InteractTV controller has been set up correctly.



- 4** If all the buttons light up on your TV screen properly during the TEST, then your controller is now set up for this DVD player. Insert any InteractTV DVD to start playing.
- 5** If all the buttons do **NOT** light up on your TV screen properly during the TEST, begin the SET-UP procedure again by returning to STEP 1 of SETTING UP YOUR CONTROLLER.
- 6** If after a second set-up attempt your DVD player is still not responding properly to your InteractTV controller, refer to the **USER'S MANUAL** for two alternate methods for setting up your InteractTV controller.

- For additional instructions and troubleshooting tips, refer to the **USER'S MANUAL**.
- If you continue to experience trouble programming your InteractTV controller, do not return the product to the store. We're just a phone call away. Call our consumer affairs hotline toll free at **1-888-892-6123** or visit us online at www.fisher-price.com/us/interactv

InteractTV is a mark of Beep Telecommunications and Computing, L.L.C. Used under license. Fisher-Price, Inc., a subsidiary of Mattel, Inc., East Aurora, NY 14052 U.S.A. PRINTED IN CHINA. Manufactured for Fisher-Price. ©2005 Mattel, Inc. All Rights Reserved. Fisher-Price and the Fisher-Price logo are U.S. trademarks of Mattel, Inc. Packaging and address should be retained for future reference. Mattel Canada Inc., Mississauga, Ontario L5R 3W2. You may call us free at 1-888-892-6123. Mattel U.K. Ltd., Vanwall Business Park, Maidenhead SL6 4UR. Helpline: 01628500303. Mattel Australia Pty. Ltd., Richmond, Victoria, 3121. Consumer Advisory Service - 1300 135 312. Mattel East Asia Ltd., Room 1106, South Tower, World Finance Centre, Harbour City, Tsimshatsui, HK, China. Dlimport & Diedarkan Oleh: Mattel SEA Ptd Ltd. (993532-P) Lot 13.5, 13th Floor, Menara Lien Hoe, Persiaran Tropicana Golf Country Resort, 47410 P.J. Tel:03-78803817, Fax:03-78803867. Mattel, Inc., 333 Continental Blvd., El Segundo, CA 90245 U.S.A. Consumer Affairs 1 (800) 524-Toys.

Questions?
www.fisher-price.com/us/interactv
In US and Canada
1-888-892-6123

ITEM NO. B9376

Item No : B9376-G4
Version : English
Size : 17 x 11"
Paper : Woodfree paper 80 gsm
Color : Black
Date : Jul, 7, 2005 (AW)

Free Manuals Download Website

<http://myh66.com>

<http://usermanuals.us>

<http://www.somanuals.com>

<http://www.4manuals.cc>

<http://www.manual-lib.com>

<http://www.404manual.com>

<http://www.luxmanual.com>

<http://aubethermostatmanual.com>

Golf course search by state

<http://golfingnear.com>

Email search by domain

<http://emailbydomain.com>

Auto manuals search

<http://auto.somanuals.com>

TV manuals search

<http://tv.somanuals.com>