

BEAM TEAM™



Rock Miner™

Model Number G6539



Please keep this instruction sheet for future reference,
as it contains important information.

Requires three (LR44) button cell batteries (included).

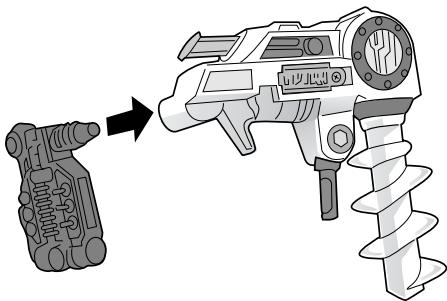
Adult assembly is required.

Tool needed for battery replacement:
Phillips screwdriver (not included).

Fisher-Price®


www.rescueheroes.com

ASSEMBLY



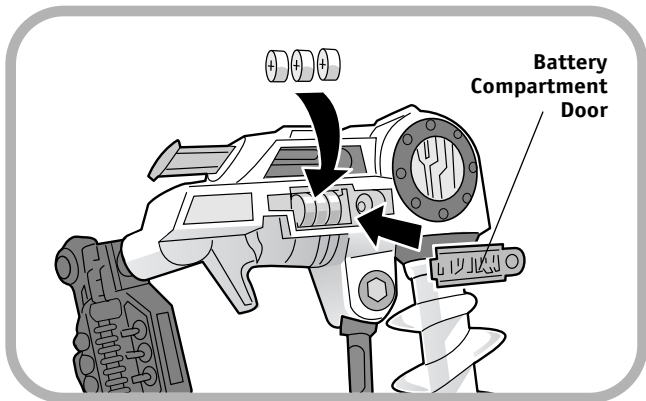
- "Snap" the peg on the backpack into the socket in the tool arm.

LIGHTING THE WAY TO RESCUE!



- Press plunger on the backpack to see the drill spin and glow!

BATTERY REPLACEMENT



- Locate the battery compartment door on the tool arm.
- Loosen the screw in the battery compartment door with a Phillips screwdriver. Remove the battery compartment door.
- Insert three, new, button cell (LR44) **alkaline** batteries.

Hint: We recommend using **alkaline** batteries for longer battery life.

- Replace the battery compartment door and tighten the screw with a Phillips screwdriver. Do not over-tighten.
- When lights or motions become faint or stop, it's time for an adult to change the batteries!

CARE

- Wipe the toy with a clean cloth dampened with a mild soap and water solution.
- Do not immerse the toy.

©2005 Mattel, Inc. All Rights Reserved. ® and ™ designate U.S. trademarks of Mattel, Inc. Fisher-Price, Inc., a subsidiary of Mattel, Inc. East Aurora, New York 14052, U.S.A.

PRINTED IN CHINA

G6539a-0920

Download from Www.Somannuals.com 3 All Manuals Search And Download.

BATTERY SAFETY INFORMATION

For best results, use only alkaline batteries.



1.5V x 3

LR44 or Equivalent

SHOWN ACTUAL SIZE

Batteries may leak fluids that can cause a chemical burn injury or ruin your toy. To avoid battery leakage:

- Do not mix old and new batteries or batteries of different types: alkaline, standard (carbon-zinc) or rechargeable (nickel-cadmium).
- Insert batteries as indicated inside the battery compartment.
- Remove batteries during long periods of non-use. Always remove exhausted batteries from the toy. Dispose of batteries safely. Do not dispose of batteries in a fire. The batteries may explode or leak.
- Never short-circuit the battery terminals.
- Use only batteries of the same or equivalent type as recommended.
- Do not charge non-rechargeable batteries.
- Remove rechargeable batteries from the toy before charging.
- If removeable, rechargeable batteries are used, they are only to be charged under adult supervision.

RECYCLE INFORMATION (U.S.A. ONLY)



- If your product contains replaceable button cell batteries, please remove and recycle the battery(ies). If the batteries in your product are not replaceable, please recycle your product.
- Visit your nearest recycling center. For the location of the nearest recycling center, visit us online at **www.service.mattel.com**.
- If a recycling center is not available in your area, contact us for a pre-paid mailing label. Visit us online at **www.service.mattel.com** or call us toll-free, **1-800-432-5437**.

GET THE REST OF THE BEAM TEAM™!

Each sold separately and subject to availability.



Sergeant Siren™

G6534



Jack Hammer™

G6540



Cole Burns™

G6542

Questions? We'd like to hear from you!

Call Fisher-Price® Consumer Relations, toll-free at **1-800-432-5437**, 8 AM - 6 PM EST Monday through Friday. Hearing-impaired consumers using TTY/TDD equipment, please call 1-800-382-7470.

Or, visit us on line at www.service.mattel.com.

Write to us at:

Fisher-Price® Consumer Relations
636 Girard Avenue
East Aurora, New York 14052

For countries outside the United States:

CANADA: Questions? 1-800-432-5437. Mattel Canada Inc., 6155 Freemont Blvd., Mississauga, Ontario L5R 3W2; www.service.mattel.com.

GREAT BRITAIN: [Mattel UK Ltd, Vanwall Business Park, Maidenhead SL6 4UB](http://MattelUKLtd.VanwallBusinessPark.MaidenheadSL64UB). Helpline: 01628 500302.

AUSTRALIA: Mattel Australia Pty. Ltd., 658 Church Street, Locked Bag #870, Richmond, Victoria 3121 Australia. Consumer Advisory Service 1300 135 312.

NEW ZEALAND: 16-18 William Pickering Drive, Albany 1331, Auckland.

ASIA: Mattel East Asia Ltd, Room 1106, South Tower, World Finance Centre, Harbour City, Tsimshatsui, HK, China.

Download from Www.Somanuals.com. All Manuals Search And Download.

Free Manuals Download Website

<http://myh66.com>

<http://usermanuals.us>

<http://www.somanuals.com>

<http://www.4manuals.cc>

<http://www.manual-lib.com>

<http://www.404manual.com>

<http://www.luxmanual.com>

<http://aubethermostatmanual.com>

Golf course search by state

<http://golfingnear.com>

Email search by domain

<http://emailbydomain.com>

Auto manuals search

<http://auto.somanuals.com>

TV manuals search

<http://tv.somanuals.com>