

Fisher-Price®

H6319
Instructions

Nursery Rhymes CD Player



Please keep this instruction sheet for future reference, as it contains important information.

Requires three "AA" batteries (included).

Adult assembly is required for battery replacement.

Tool required for battery replacement:
Phillips screwdriver (not included).



Laugh & Learn™


www.fisher-price.com

Learning Fun for Baby!

Press to hear the animal identified.

Press to hear a nursery rhyme.

Press to hear the animal's sound.



Power/Volume Switch

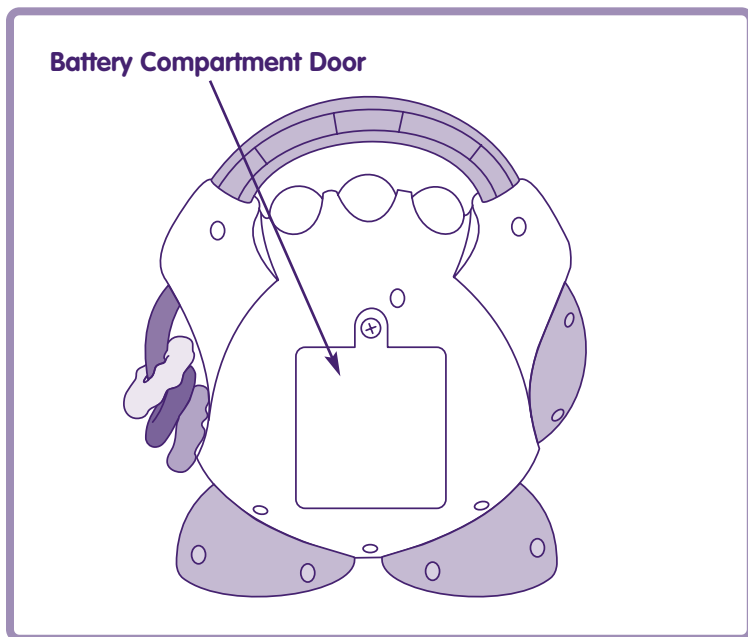
- Slide the power/volume switch to any of three positions: off **O**; on with low volume **🔊**, or on with high volume **🔊🔊**.

Hint: If your child is not actively playing with this toy, it turns off automatically (sleep mode).

- When your child is finished playing with this toy, slide the power/volume switch to the off position **O**.

Press to spin the "CD" and change the animal in the window. Hear the animal identified, a nursery rhyme and the animal's sound.

Battery Replacement



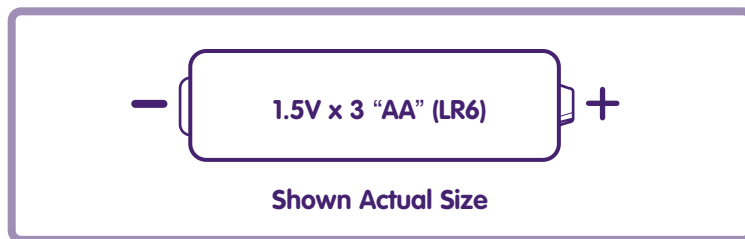
For best performance, we recommend replacing the batteries that came with this toy with three, new "AA" (LR6) alkaline batteries.

- Locate the battery compartment on the bottom of the toy.
- Loosen the screws in the battery compartment door with a Phillips screwdriver. Remove the battery compartment door.
- Insert three "AA" (LR6) **alkaline** batteries.

Hint: We recommend using **alkaline** batteries for longer life.

- Replace the battery compartment door and tighten the screws with a Phillips screwdriver. Do not over-tighten.
- When lights or sounds from this toy become faint or stop, it's time for an adult to change the batteries!

Battery Safety Information



Batteries may leak fluids that can cause a chemical burn injury or ruin your toy. To avoid battery leakage:

- Do not mix old and new batteries or batteries of different types: alkaline, standard (carbon-zinc) or rechargeable (nickel-cadmium).
- Insert batteries as indicated inside the battery compartment.
- Remove batteries during long periods of non-use. Always remove exhausted batteries from the toy. Dispose of batteries safely. Do not dispose of batteries in a fire. The batteries may explode or leak.
- Never short-circuit the battery terminals.
- Use only batteries of the same or equivalent type, as recommended.
- Do not charge non-rechargeable batteries.
- Remove rechargeable batteries from the toy before charging.
- If removable, rechargeable batteries are used, they are only to be charged under adult supervision.

FCC Note (United States Only)

Note: This equipment has been tested and found to comply with the limits for a Class B digital device, pursuant to Part 15 of the FCC Rules. These limits are designed to provide reasonable protection against harmful interference in a residential installation. This equipment generates, uses and can radiate radio frequency energy and, if not installed and used in accordance with the instructions, may cause harmful interference to radio communications. However, there is no guarantee that interference will not occur in a particular installation. If this equipment does cause harmful interference to radio or television reception, which can be determined by turning the equipment off and on, the user is encouraged to try to correct the interference by one or more of the following measures:

- Reorient or relocate the receiving antenna.
- Increase the separation between the equipment and receiver.
- Consult the dealer or an experienced radio/TV technician for help.

Note: Changes or modifications not expressly approved by the manufacturer responsible for compliance could void the user's authority to operate the equipment.

Care

- Wipe this toy with a clean cloth dampened with a mild soap and water solution. Do not immerse this toy.
- This toy has no consumer serviceable parts. Do not take this toy apart.

Consumer Information

Questions? We'd like to hear from you! Call Fisher-Price® Consumer Relations, toll-free at 1-800-432-5437, 8 AM - 6 PM EST Monday through Friday. Hearing-impaired consumers using TTY/TDD equipment, please call 1-800-382-7470. Or, visit us on line at www.service.mattel.com. Write to us at: Fisher-Price® Consumer Relations, 636 Girard Avenue, East Aurora, New York 14052.

Learn every day - through fun, familiar play!

Make learning more fun with the whole collection of **Laugh & Learn™** toys. With rich music, lyrics and lots of activities, they combine early academics and everyday experiences, for the way kids really learn.

Each sold separately and subject to availability.



Learning Home™
C6327



Musical Learning Chair™
H4609



Learning Toolbench™
G6167



Learning Puppy™
C6325



Learning Keys
G9452



Learning Pots & Pans™
G6685



Learning Phone™
C6324



Learning Birdbath™
C6513



Learning Table™
C5522



Stride-to-Ride Learning Walker™
H6372

For countries outside the United States:

CANADA: Questions? 1-800-432-5437. Mattel Canada Inc., 6155 Freemont Blvd., Mississauga, Ontario L5R 3W2; www.service.mattel.com.

GREAT BRITAIN: Mattel UK Ltd, Vanwall Business Park, Maidenhead SL6 4UB. Helpline: 01628 500302.

AUSTRALIA: Mattel Australia Pty. Ltd., 658 Church Street, Locked Bag #870, Richmond, Victoria 3121 Australia. Consumer Advisory Service 1300 135 312.

NEW ZEALAND: 16-18 William Pickering Drive, Albany 1331, Auckland.

ASIA: Mattel East Asia Ltd, Room 1106, South Tower, World Finance Centre, Harbour City, Tsimshatsui, HK, China.

Free Manuals Download Website

<http://myh66.com>

<http://usermanuals.us>

<http://www.somanuals.com>

<http://www.4manuals.cc>

<http://www.manual-lib.com>

<http://www.404manual.com>

<http://www.luxmanual.com>

<http://aubethermostatmanual.com>

Golf course search by state

<http://golfingnear.com>

Email search by domain

<http://emailbydomain.com>

Auto manuals search

<http://auto.somanuals.com>

TV manuals search

<http://tv.somanuals.com>