


Fisher-Price®

N1128

Color Me  
**Gemz™**  
Belt Set

Please keep this instruction sheet for future reference,  
as it contains important information.




**⚠ WARNING**

**CHOKING HAZARD – Small Parts**  
Not suitable for children  
under 3 years.

**IMPORTANT!** The ink in Color Me Gemz™ pens is intended to be **permanent** and will **stain** fabrics, carpet, clothing, walls and furniture. Cover all work surfaces **BEFORE** coloring the gem sliders and buckles. Adult supervision is recommended.

- To remove markings from skin, use soap and water.
- For best results, use only the Color Me Gemz™ pens to decorate the buckles and sliders.
- The belt is surface wash only. Wipe with a clean, damp cloth.
- Replace the caps on Color Me Gemz™ pens after each use.



- Place newspaper or another protective material on your work surface.

**CONSUMER ASSISTANCE**  
Call toll free: 1-800-432-5437 (US & Canada only)  
M-F 9AM to 7PM / SAT 11AM to 5PM (EST)

**service.fisher-price.com**

Write to us at: Fisher-Price® Consumer Relations,  
636 Girard Avenue, East Aurora, New York 14052.

Hearing-impaired consumers using TTY/TDD equipment,  
please call 1-800-382-7470.

For countries outside the United States:

Canada: Mattel Canada Inc., 6155 Freemont Blvd.,  
Mississauga, Ontario L5R 3W2; [www.service.mattel.com](http://www.service.mattel.com).

Great Britain: [Mattel UK Ltd, Vanwall Business Park,  
Maidenhead SL6 4UB](http://MattelUKLtd.VanwallBusinessPark.MaidenheadSL64UB), Helpline: 01628 500303,  
[www.service.mattel.com/uk](http://www.service.mattel.com/uk)

Australia: Mattel Australia Pty. Ltd., 658 Church Street,  
Locked Bag #870, Richmond, Victoria 3121 Australia.  
Consumer Advisory Service 1300 135 312.


New Zealand: 16-18 William Pickering Drive,  
Albany 1331, Auckland.

Asia: Mattel East Asia Ltd, Room 1106, South Tower,  
World Finance Centre, Harbour City, Tsimshatsui, HK, China.

Fisher-Price, Inc., a subsidiary of Mattel, Inc.,  
East Aurora, New York 14052, U.S.A.  
©2008 Mattel, Inc. All Rights Reserved. © and ™  
designate U.S. trademarks of Mattel, Inc.


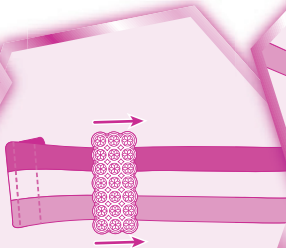
PRINTED IN CHINA

N1128pr-0920





- 1.** Use the tip of the Color Me Gemz™ pen to color the facets on a gem slider or buckle. For best results, only color the faceted areas on each gem.

- 2.** Fit the end of the belt through the slot on the back of each slider.



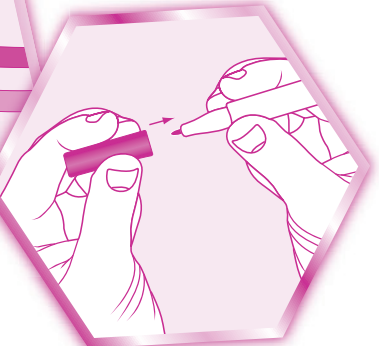
- 3.** Wrap the belt around your waist. Fit the end of the belt through the slot in the buckle base. Lower the top of the buckle to fasten the belt in place.

- 4.** Fit the pegs on the back of a buckle into the wider end of each slot in the buckle base.



- 5.** Turn the buckle to lock in place! If you'd like to remove the buckle, simply turn and lift the buckle from the base.

- 6.** When finished, be sure to replace the cap on each Color Me Gemz™ pen.



## Free Manuals Download Website

<http://myh66.com>

<http://usermanuals.us>

<http://www.somanuals.com>

<http://www.4manuals.cc>

<http://www.manual-lib.com>

<http://www.404manual.com>

<http://www.luxmanual.com>

<http://aubethermostatmanual.com>

Golf course search by state

<http://golfingnear.com>

Email search by domain

<http://emailbydomain.com>

Auto manuals search

<http://auto.somanuals.com>

TV manuals search

<http://tv.somanuals.com>