



LC125 MEATWELL FREEZER



SERVICE MANUAL

Foster Refrigerator
Oldmedow Road
Kings Lynn
Norfolk
PE30 4JU

Tel: 01553 691122
Fax: 01553 691447
Website: www.fosterrefrigerator.co.uk
Email: sales@foster-uk.com

a Division of 'ITW (UK) Ltd'

LC125 /SM/07/04

DISPOSAL REQUIREMENTS

If not disposed of properly all refrigerators have components that can be harmful to the environment. All old refrigerators must be disposed of by appropriately registered and licensed waste contractors, and in accordance with UK laws and regulations.

Contents	Page
Introduction	1
Technical Information	1
Temperature Controller	1
Controller Parameters	2
Alarms and Warnings	2
Electrical Connections	2
Wiring Diagram	3

Introduction

Top loading meatwell for the storage of frozen products
 One piece foam shell with skin evaporator and bottom
 mount condensing system.
 R 134A refrigerant
 Fitted with corner bumpers to each side.
 Front smash bar as an option, fitted as standard for Burger King.
 Fitted with 4 x 60mm castors.

Technical Information

Temperature Set Point	-21°C
Refrigerant	R134A
Refrigerant Charge	180 gms
Capillary	4.5mts x 042
Power supply	230/50/1

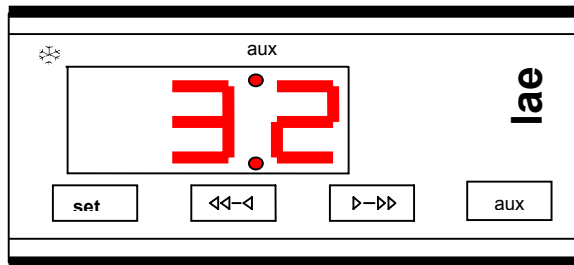
Temperature Controller

When the controller is switched on a single line appears on the display for 3 seconds to indicate the autotest period.


After this period the air temperature measured by the T1 probe is displayed.



It is strongly advised that before adjusting any Service Parameters a thorough understanding of the following instructions should be obtained.

LDU 15 Controller



Check temperature set point.

Check set point by pressing the  button




To increase set point press  + 

To decrease set point press  + 

Factory Temperature Set Point -21°C.


Exit from set up occurs after 10 seconds if no button is pressed.





Controller Set Up.

The parameters are accessed by pressing the following keys in succession  +  + 

Access to the parameters has been achieved with the first parameter **SCL** being displayed.

To pass from one parameter to the next press either the  or  key.

To display the value press. 

To change the value press  +  to increase, or  +  to decrease.

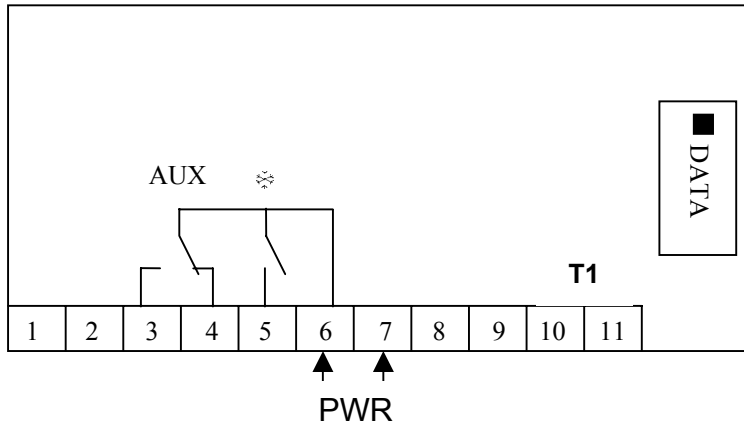
Controller Parameters

Display	Parameter	LDU151E-B Default Values	LC 125
SCL	Readout Scale	2°C	2°C
SPL	Minimum Temperature Set Point	05	-25
SPH	Maximum Temperature Set Point	01	-15
SP	Effective Temperature Set Point	03	-21
HYS	Hysteresis	3	+3
CRT	Compressor Rest Time (minutes)	10	0
CDC	Compressor Regulation with T1 Fail	20	7
DFR	Defrosting Frequency (/24 hours)	4	0
DTO	Defrosting Duration (minutes)	20	20
DDY	Defrost Display Control	1	1
ATL	Low Alarm Differential	-5	-10
ATH	High Alarm Differential	5	10
ATD	Temperature Alarm Delay (minutes)	60	90
ACC	Condenser Clean Interval	05	0
OAU	Auxiliary Output Mode of Operation	30	NON
BAU	Auxiliary Button Mode of Operation	05	NON
OS1	T1 Offset	00	00
SIM	Display Slowdown	00	00
ADR	Address	01	01

Alarms and Warnings

HI	High Temperature Alarm
LO	Low Temperature Alarm
E1	T1 Probe Failure
DF	Defrosting in Progress
CLN	Condenser

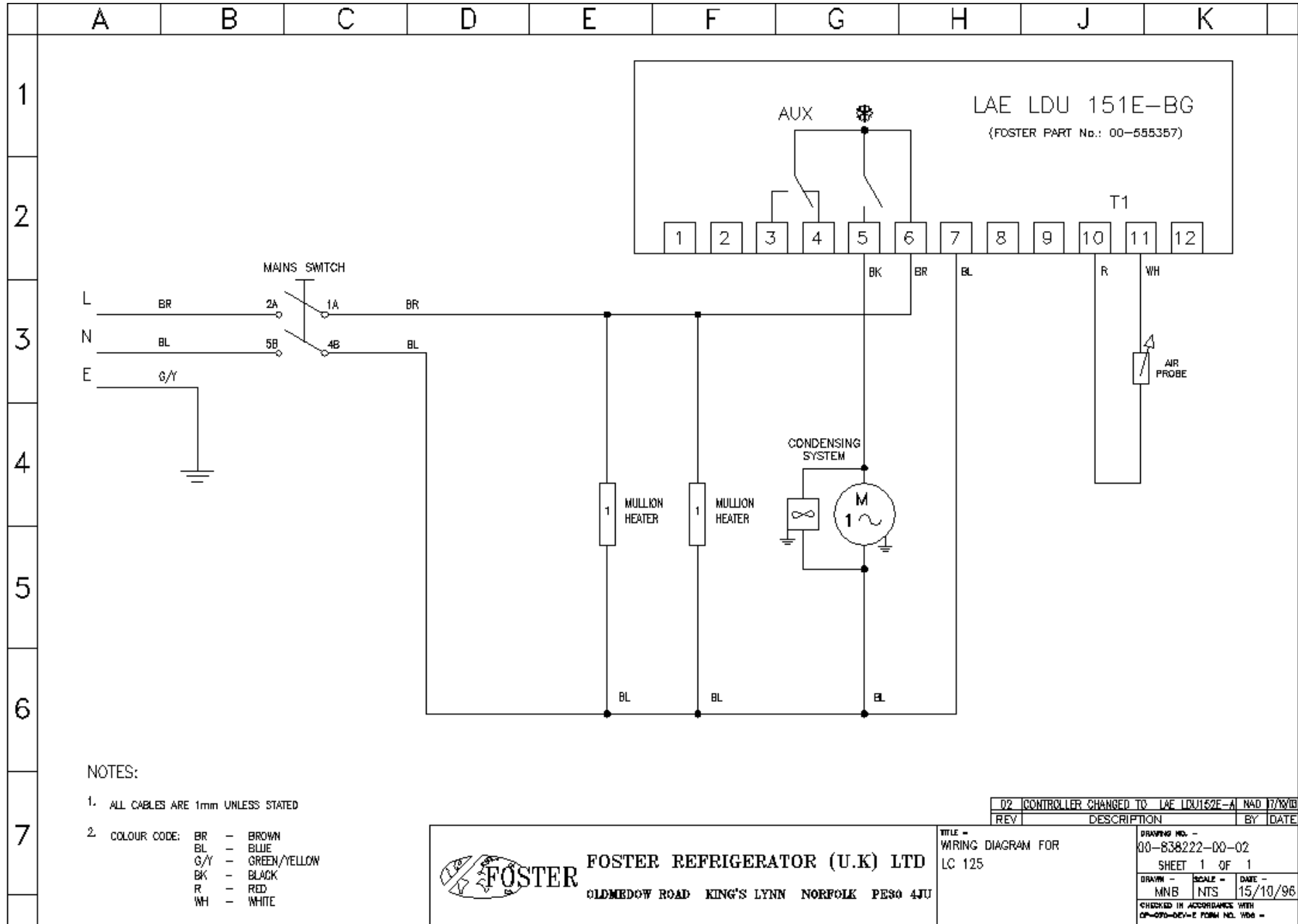
LDU 151E-BG Electrical Connections



PARTS LIST

ITEM	Description	Part Number
Temperature Controller	LDU 151E-BG	00-555357
Air Probe	T1	POA
Rocker Switch		15243562
Rocker Switch Cover		15243609
Capillary	4.5 mts X .042"	16010654 (sold in 5m lengths)
Compressor	GL60AA	15427002
Drier	1/4 DBL ENT1/4 OUT R134	15480908
Condenser		15432001
Condenser Fan Motor	Grid Mount 5W	15470032
Corner Bumpers		15260653
Front Smash Bar		00-744880-01
Castor	60mm Swivel	00-555335
Castor	60mm Swivel Braked	00-555336

Wiring Diagram



Free Manuals Download Website

<http://myh66.com>

<http://usermanuals.us>

<http://www.somanuals.com>

<http://www.4manuals.cc>

<http://www.manual-lib.com>

<http://www.404manual.com>

<http://www.luxmanual.com>

<http://aubethermostatmanual.com>

Golf course search by state

<http://golfingnear.com>

Email search by domain

<http://emailbydomain.com>

Auto manuals search

<http://auto.somanuals.com>

TV manuals search

<http://tv.somanuals.com>