

PRODUCT INFORMATION BULLETIN

FUJICOLOR QuickSnap Marine

(EC)

1. INTRODUCTION

FUJICOLOR QuickSnap Marine is certain to make a "splash" with marine sports fans. Loaded with high-speed, fine-grain SUPERIA X-TRA 800 film, this waterproof camera lets you take photographs in and on water or elsewhere, even on overcast days. The perfect companion for beach, field and stream activities — anywhere an ordinary camera might be damaged by sand, water or excess humidity. QuickSnap Marine lets you enjoy water sports, skiing, fishing or climbing.

2. FEATURES

(1) Can be used at depths of up to 10m underwater

Completely waterproof, QuickSnap Marine takes great photos at depths of up to 10m. And the added sensitivity of SUPERIA X-TRA 800 lets you shoot in clear water even when the sky is overcast.

(2) Easy to hold and very easy to operate

A big-size lever-type shutter release on the front of the camera and a top-mounted film advance knob makes it very easy to operate QuickSnap Marine even with gloved hands — something you will appreciate underwater or on the slopes. A rubber wrist strap makes sure you and your QuickSnap stay together whenever the going gets tough.

(3) Exceptional image quality

Loaded with 27 exposures of fine-grain SUPERIA X-TRA 800 film, QuickSnap Marine produces crisp, vivid colors and excellent sharpness, setting a new standard for one-time-use camera image quality.

(4) Waterproof seal

QuickSnap Marine comes in a sturdy transparent O-ring-sealed case which protects the film and mechanism from water, humidity, dust, dirt and sand.

3. SPECIFICATIONS

Item	FUJICOLOR QuickSnap Marine
• Film	FUJICOLOR SUPERIA X-TRA 800 (ISO 800/30°) 135 - 27 exp.
• Lens	32 mm f/10, fixed-focus lens
• Shutter Speed	1/125 second
• Exposure Conditions	Outdoors on sunny or overcast days
• Subject-to-Lens Distance	Open air: Beyond 1 meter (Outdoor daylight bright or cloudy-bright) Submerged: Between 1 to 3 meters (Outdoor bright daylight clear water)
• Finder (of the main unit)	Inverted Galilean-type plastic lens finder
• Water Resistance (Pressure)	Depth of up to 10 meters
• Size	73 (H) x 133 (W) x 42 (D) mm
• Weight	170 g

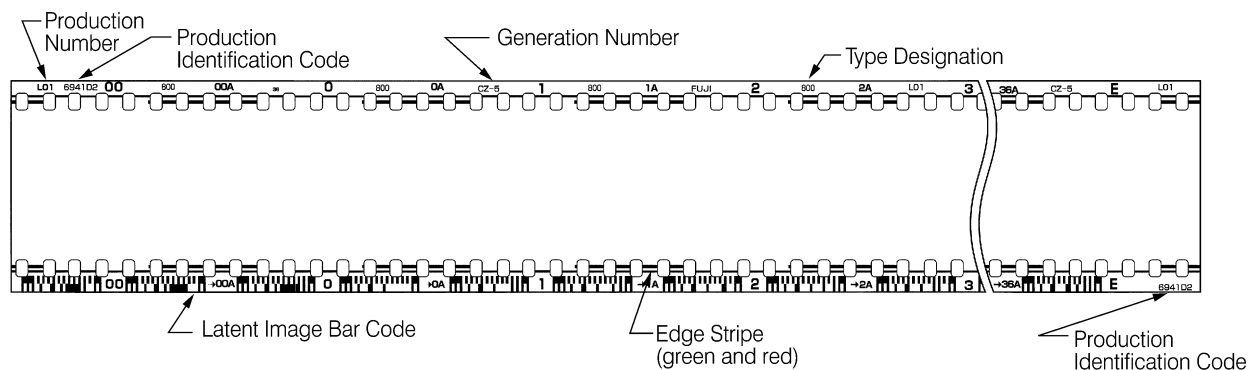
FUJICOLOR SUPERIA X-TRA 800 Specifications and Edge Markings

(Specifications)

Item	
• Code	CZ
• Speed	ISO 800/30°
• Type	Daylight
• Process	CN-16, CN-16Q, CN-16FA, CN-16L, CN-16S, C-41 or equivalent chemicals
• Size	135 – 27 exp.
• Production Number	L01 and above

(Edge Markings)

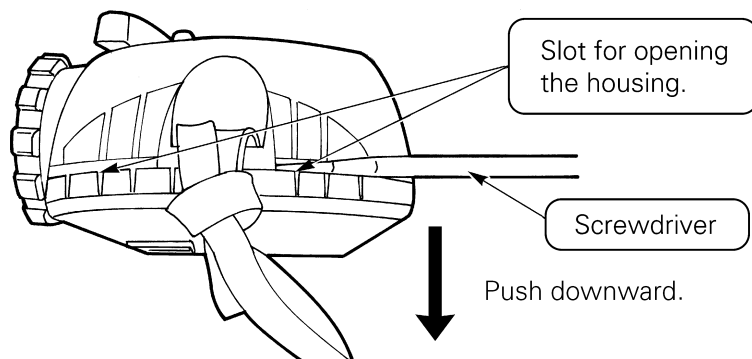
Size	Item	
135	• Edge Stripe	One green broken line and one red solid line on both sides
	• Type Designation	800
	• Generation Number	CZ-5
	• Latent Image Bar Code	35-1



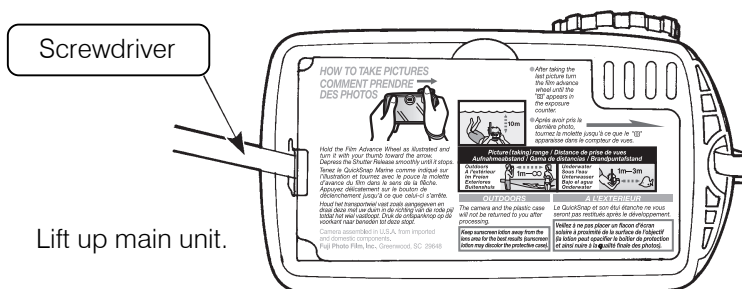
4. HANDLING PROCEDURES FOR LABORATORY PROCESSING

Opening the Waterproof Housing and Removing the Main Unit

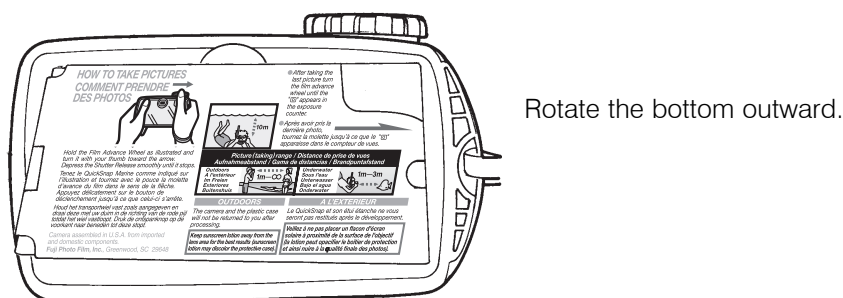
1. Insert a screwdriver from the side into the slot on the strap-side of the housing and push downward on the back cover.



2. After removing the rear cover, insert the screwdriver into the slot on the side opposite the strap and lift up the main unit.



3. Remove the main unit by rotating the bottom part outward.



The procedure for removing the film cartridge is identical to that for QuickSnap Super.




CAUTION

- When using a screwdriver or similar tool, exercise caution so that the pointed end of the tool will not cause hand injuries.
- Always wear goggles when removing the film cartridge because fragments of broken plastic may fly off.

5. PROCESSING LABORATORY HANDLING

Basic handling procedures are no different from those for other 35 mm films. Since FUJICOLOR QuickSnap Marine is designed to use the "00" "0" & "E" frames for image exposures, it is important to exercise caution relative to the film leading end.

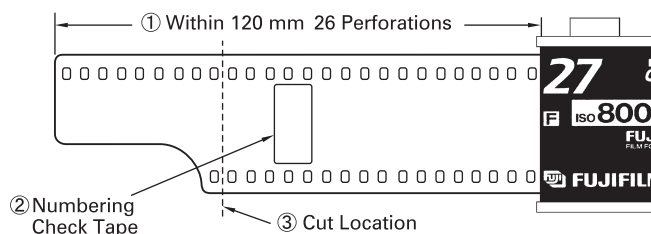
Film Cartridge Design



The basic color is green.

6. POINTS PERTINENT TO CONTINUOUS REEL, HANGER AND MINILAB PROCESSING

The procedures used for film tongue extraction, cutting and check tape application are almost the same as for QuickSnap Super. Follow the handling method shown in ① to ③ below.



The film extraction length, leading end cut length and check tape length all together, must be no longer than 120 mm. The film should not be extracted from the cartridge beyond 120 mm.

7. PROCESSING AND PRINTER CONDITIONS

7-1 Processing Conditions

Process the film with CN-16, CN-16Q, CN-16FA, CN-16L, CN-16S, C-41 or equivalent processing chemicals.

7-2 Automatic Printer Conditions

Use the same channel setting as for SUPERIA X-TRA 800.

8. PARTS RECYCLING

In line with Fujifilm's efforts to protect the environment, photofinishers are kindly urged to send the used camera bodies and waterproof cases to Fujifilm for recycling.

NOTICE The data herein published were derived from materials taken from general production runs. However, as Fujifilm is constantly upgrading the quality of its products, changes in specifications may occur without prior notice.



FUJI PHOTO FILM CO., LTD.

26-30, Nishiazabu 2-chome, Minato-ku, Tokyo 106-8620, Japan

Free Manuals Download Website

<http://myh66.com>

<http://usermanuals.us>

<http://www.somanuals.com>

<http://www.4manuals.cc>

<http://www.manual-lib.com>

<http://www.404manual.com>

<http://www.luxmanual.com>

<http://aubethermostatmanual.com>

Golf course search by state

<http://golfingnear.com>

Email search by domain

<http://emailbydomain.com>

Auto manuals search

<http://auto.somanuals.com>

TV manuals search

<http://tv.somanuals.com>