



New

DIGITAL CAMERA
FinePix S2 Pro



FinePix



THE NEW PROFESSIONAL CHOICE IN DIGITAL PERFORMANCE AND VERSATILITY



The challenge: to design a digital SLR capable of meeting the rapidly rising expectations of today's professional photographers – and then surpassing them. The answer: the Fujifilm FinePix S2 Pro. Built upon the enviable legacy of its predecessor, the FinePix S1 Pro, Fujifilm's new flagship digital SLR further raises the bar for image quality and resolution, color fidelity, and all-around performance. The result is a professional tool that will expand your horizons, whether in the studio or on location, and a powerful solution for the working photographer who demands the state of the art in quality and versatility.



DIGITAL CAMERA
FinePix S2 Pro

- **Newly developed 23.0 × 15.5mm Super CCD ensures unsurpassed image quality.**
- **6.17 million effective pixels yield ultra-high-quality images of 4256 × 2848 (12.1 million) recording pixels.**
- **SLR design with Nikon F-mount accepts a full range of Nikkor lenses.**
- **Dual IEEE 1394 (FireWire) and USB 1.1 interfaces allow convenient data transfer.**
- **Uncompressed CCD-RAW and TIFF-RGB, and compressed JPEG file formats are user selectable.**
- **Dual Media Slots accept both SmartMedia™ and Microdrive™.**
- **Sensitivities equivalent to ISO 100, 160, 200, 400, 800 and 1600 allow optimum image quality in all situations.**
- **Shutter speeds are selectable from 1/4000 to 30 seconds.**
- **High-speed five-area AF system delivers quick, accurate focus.**
- **1.8-inch low-temperature polysilicon TFT LCD monitor provides 100% frame coverage.**
- **Continuous Shooting mode captures up to 7 frames at a speed of 2 frames per second for all file formats.**
- **Convenient Voice Memo function is available at all times.**

At the heart of the FinePix S2 Pro:
The 3rd-Generation Super CCD




The FinePix S2 Pro owes its exceptional imaging performance to Fujifilm's newly developed 23.0 × 15.5mm 3rd-Generation Super CCD sensor. With 6.17 million effective pixels delivering an unprecedented 4256 × 2848 (12.1 million) recording pixels, the FinePix S2 Pro offers twice

the image size of its predecessor FinePix S1 Pro and far more recording pixels than any other SLR digital camera available today*.

As important as it is, this two-fold improvement in definition is only part of the story. The 3rd-Generation Super CCD's new sensor technology, together with a state-of-the-art image-processing algorithm LSI, reduces noise in both the luminance and chroma information in captured images. Apart from notably cleaner images, this makes possible an expanded range of ISO sensitivities for maximum shooting versatility. The same technology, in combination with the new CCD-RAW file format (12 bits each for R, G and B), also extends tonal range and improves color balance. Skin tones particularly benefit, and surface textures take on a tactile, three-dimensional reality. In short, the image quality of the FinePix S2 Pro at last truly rivals that of film-based photography.

* As of June, 2002

The advantages of Super CCD sensor technology



Fujifilm's Super CCD represents a comprehensive approach to improved imaging performance, not only by capturing higher resolutions but also by enhancing each of the other various factors that comprise image quality.

What makes this new sensor technology unique are octagonal-shaped photodiodes in an interwoven array that maximizes the size and light-gathering ability of each pixel. This configuration boosts sensitivity, improves S/N ratio and greatly increases dynamic range, producing digital images with richer, true-to-life colors and sparkling clarity. The interwoven pixel arrangement also makes possible the increase of resolution in both vertical and horizontal directions, for dramatically greater overall definition.



Cutting-edge capabilities for the demanding pro

High-speed responsiveness


Thanks to Fujifilm technology, superior image quality no longer means slower operation. Combining a highly efficient RISC CPU with a newly developed LSI ASIC (application specific integrated circuit) featuring an advanced image-processing algorithm, the FinePix S2 Pro processes even the largest image files with remarkable speed, and the on-board ASIC buffer memory keeps up with even rapid-fire shooting. High-speed continuous shooting is available even when recording at the largest file sizes, allowing 2 frames per second up to a total of 7 frames.

Image quality options

The FinePix S2 Pro can record images at four resolutions: 4256 × 2848, 3024 × 2016, 2304 × 1536 and 1440 × 960 pixels. At each resolution users have a choice of three file formats: CCD-RAW, TIFF-RGB and JPEG.

For the first time in a FinePix digital camera, the FinePix S2 Pro supports the CCD-RAW file format. This 12-bit "lossless" image file format effectively stores images exactly as they come from the CCD array before processing by camera's internal algorithms. Bundled conversion software converts the CCD-RAW data to 8-bit TIFF-RGB files, and an optional "Hyper Utility Software" can process the CCD-RAW data to full 16-bit TIFF-RGB files without any loss of the original tonality.

Dual interface convenience




The FinePix S2 Pro is equipped with both high-speed IEEE 1394 (FireWire) and widely available USB 1.1 interfaces. The FireWire port in particular makes possible extremely rapid transfer of large amounts of image data. In addition to downloading images, the IEEE 1394 interface even allows you to control camera settings and shoot remotely from your PC by using the optional software.

Dual media slots



The FinePix S2 Pro is equipped with dual media slots for SmartMedia™ and Microdrive™ cards, letting you concentrate on the shooting without worrying about storage space. You can even insert different types of media in each slot and then select which one you want to use to store each image as you shoot.

Highly accurate, high-speed five-area autofocus



The FinePix S2 Pro incorporates five area AF sensors covering a wide area along both the horizontal and the vertical axes. This generous autofocus coverage is ideal for fast, creative composition. Alternatively the photographer can designate any of the five sensors as primary sensor, allowing highly effective action and sequence photography.

The FinePix S2 Pro provides three AF modes and two AF area modes. You can choose from high-speed, accurate Single Servo AF (AF-S) and Continuous Servo AF (AF-C) modes, or fully mechanical Manual focus (M) mode. The two AF area modes provide tailor-made focusing for virtually any situation.

- **Dynamic AF Mode:** With the AF-C mode selected, you can choose the focus area that best suits your composition with the Dynamic AF Mode. If the subject moves out of the selected focus area, Dynamic AF instantly shifts the focus to another of the five areas making this mode ideal for action photos. In the AF-S mode, the camera automatically selects the Dynamic AF Mode with Closest Subject Priority that enables the camera to identify and focus on the closest subject.

- **Single Area AF Mode:** This mode allows you to designate any one of the five focus areas as the primary area for focusing. It works particularly well for shooting portraits, landscapes and other stationary subjects.

Highly-accurate intelligent white balance

Photographers have their own ways of seeing. That's why the FinePix S2 Pro gives you the controls you need to produce exactly the image qualities you want. The 9-position white balance control ensures exemplary color balance even in the most difficult lighting situations. Color saturation, tone and sharpness settings are freely adjustable, letting you implement any visual idea as creatively as you wish.



The right choice for any light

Truly intelligent metering



The FinePix S2 Pro gives you a choice of three TTL exposure metering modes, together designed to handle virtually any lighting situation.

- **Matrix Metering/3D Matrix Metering** provides intelligent metering even in the trickiest lighting. In addition to reading scene brightness, the system analyses the overall "atmosphere" of the frame by comparing the exposure information to its scene-condition database, including brightness, contrast, subject-to-camera distance and the selected focus area. The 10-segment 3D Matrix Metering is activated when using D or G type Nikkor lenses. The result: automatic exposure control that is astonishingly accurate.
- **Center-weighted Metering** concentrates the sensing area on the center of the viewfinder. This traditional metering mode is useful for shooting portraits and other center-dominant subjects.
- **Spot Metering** gives you true pinpoint precision, ideal whenever you need exact exposure for a particular part of the scene.

Versatile exposure control

With four modes for controlling aperture and shutter speed, the FinePix S2 Pro offers complete exposure versatility, no matter what your style of shooting.

- P** • **Multi Programmed AE mode (P):** Works with any of the FinePix S2 Pro's metering modes, including 3D Matrix Metering, to provide the quickest and simplest exposure control option. Flexible Program lets you shift aperture and shutter speed in tandem, always maintaining the correct exposure value.
- S** • **Shutter-Priority AE mode (S):** Allows you to select any shutter speed between 1/4000 and 30 seconds. The FinePix S2 Pro then automatically sets the correct aperture to match. This mode makes it easy to stop action in its tracks or blur movement for creative effect.
- A** • **Aperture-Priority AE mode (A):** Ideal for times when your first concern is controlling depth of field. Choose any aperture you want, and the camera automatically selects the correct shutter speed.
- M** • **Manual exposure mode (M):** Lets you freely set both the shutter speed and aperture.

Wide shutter speed and ISO equivalency

With a range of shutter speeds from 1/4000 to 30 seconds and user-selectable ISO equivalents of

100/160/200/400/800/1600, the FinePix S2 Pro is ready for virtually any light conditions, whether in the studio or on location.

Additional exposure features

- **Exposure Compensation:** Adjustable from -2 to +2 EV in 1/3-step increments
- **Auto Exposure Bracketting:** Automatically captures three consecutive shots in 1/3, 2/3 or 1 EV increments over and under the set exposure
- **Auto Exposure Lock:** Holds the metered exposure value as long as required
- **Multiple Exposure:** Allows you to superimpose as many images as you like on the same frame

High-resolution LCD monitor



The 1.8-inch low temperature polysilicon TFT-LCD monitor on the back panel of the FinePix S2 Pro delivers crisp, clear images of 130,000 pixels.

Coverage is 100% of the frame, as is the viewfinder. The LCD monitor can be used to display and check images as soon as you shoot them, and a playback zoom function allows enlargement of any image for detailed inspection.

The camera also has a convenient backlit dot matrix LCD display, enabling photographers to check or change a variety of camera settings quickly.

Start Up



Set Up



Preview



Playback



Accurate histogram display



The LCD monitor can be used to display a histogram of any image you take, graphically showing brightness or RGB color distribution among pixels. This feature is particularly convenient for on-the-spot confirmation of exposure, from highlights to shadows, as well as color range, both of which can be difficult to evaluate using an LCD monitor alone.



Advanced features for convenience and ease of use

Convenient voice memo capability
 The FinePix S2 Pro includes a handy Voice Memo function that enables you to record spoken notes onto images. Recordings of approx. 30 seconds of audio for each frame can be attached to any image file in the WAV format.

Video output
 An audio/video port on the FinePix S2 Pro allows easy connection to any TV for display and inspection of your images.

Nikon F-Mount lens compatibility
 Nikkor lenses have won unanimous acclaim from professional photographers worldwide. The Nikon F-mount in the FinePix S2 Pro now offers digital photographers access to this same renowned line of optics. The camera accepts all AF Nikkor lenses* (including AF-D, AF-G and latest AF-S type professional optics) and most manual AI and AI-S Nikkor lenses.

* Please note that not all lenses may offer all functions. See compatibility table at the right.

Full TTL flash capabilities
 So that you'll never be without the benefits of flash photography, the FinePix S2 Pro includes a manually operated built-in pop-up flash (guide number 12). Flash features include slow-sync, red-eye reduction, forced flash and various other options. The camera is also equipped with a hot shoe for a clip-on flash, as well as a synchro terminal for controlling one or more external flashes. The maximum TTL sync shutter speed is 1/125 second.

Extended battery life
 Engineered for low power consumption, the FinePix S2 Pro is capable of taking up to approx. 420 shots* on a single set of four AA alkaline batteries.

* Under Fujifilm's testing conditions (1GB Microdrive, flash used half of the testing time)



SPECIFICATIONS

DIGITAL CAMERA FinePix S2 PRO

Type of camera	Interchangeable-lens SLR-type digital camera					
Lens mount	Nikon F mount (with AF coupling, AF contacts)					
Number of effective pixels*	6.17 million pixels					
CCD sensor	23.0 × 15.5mm Super CCD in an interwoven pattern Number of total pixels: 6.49 million pixels					
Number of recorded pixels	4256 × 2848 pixels (12.1 million)/3024 × 2016 pixels 2304 × 1536 pixels/1440 × 960 pixels					
Sensitivity	Equivalent to ISO 100/160/200/400/800/1600					
Storage media	Slot No.1: SmartMedia™ (2MB to 128MB/3.3V) Slot No.2: Microdrive™ (Some CompactFlash cards may not work properly)					
File format	JPEG (Exif Ver. 1.0 to 2.2**) DPOF-compatible TIFF-RGB (8bit), CCD-Raw (12bit)					
Number of images (4256 × 2848 pixels)	Mode	16MB	32MB	64MB	128MB	1GB Microdrive
	TIFF-RGB	0	0	1	3	29
	CCD-Raw	1	2	4	9	80
	JPEG (FINE)	3	6	13	26	220
	JPEG (NORMAL)	6	13	28	56	469
Shooting modes	Single frame shooting Continuous shooting: approx. 2 frames/sec. up to 7 frames Preview mode Multiple exposure					
Exposure modes	P: Auto-Multi Program (Flexible program possible) S: Shutter-priority Auto A: Aperture-priority Auto M: Manual					
White balance	Auto/Fine/Shade (fine weather)/Incandescent light/3 modes for Fluorescent light/Custom settings (Custom 1, Custom 2)					
LCD monitor	1.8-inch, Low-temperature polysilicon TFT (approx. 117,600 pixels)					
Playback function	1) 1 frame, 2) Thumbnails in 4 segments, 3) Thumbnails in 9 segments, 4) Playback zoom, 5) Histogram indication, 6) Standard chart					
Usable lenses	D Type AF Nikkor lenses: All functions possible AF Nikkor other than D type: All functions except 3D Matrix Metering possible Non-CPU: Usable in Manual exposure mode (exposure meter cannot be used) IX-Nikkor: Cannot be used					
Picture angle	Approx. 1.5X focal length in 35mm[135] format equivalent					
View finder	Fixed eye-level pentaprism, built-in diopter adjustment (-1.8m ⁻¹ to +0.8m ⁻¹)					
Frame coverage	Approx. 93% vertical and approx. 95% horizontal					
Focusing screen	Fixed Clear Matte screen II with focus brackets and on-demand Grid Lines display					
Viewfinder information	Focus indications, Metering system, AE lock, Shutter speed, Aperture, Exposure mode, Electronic analog exposure display/exposure compensation display, Exposure compensation, Frame counter/exposure compensation value, Ready-light, Multiple exposure, Focus area, Flash exposure compensation, Five sets of focus brackets (area)/Spot metering area Center-Weighted metering, On-Demand Grid Lines able to display					
Lens servo	Single Servo AF (S), Continuous Servo AF, Manual focus (M) Focus Tracking automatically activated in subject status in Single Servo AF (S) or Continuous Servo AF (C)					
Auto focus	TTL phase detection Detection range: EV -1 to EV 19 (ISO 100 equivalent, at normal temperature)					
Focus area	One of five focus areas can be selected					
AF Area mode	Single Area AF Dynamic AF (Dynamic AF Mode with Closest Subject Priority is available)					

Focus lock	Focus is locked by pressing AE/AF Lock button or lightly pressing shutter release button in Single Servo AF
Metering system	TTL full-aperture exposure metering system Three metering systems selectable (limitations with lens used) • 3D Matrix Metering • Center-Weighted Metering • Spot Metering
Metering range	3D Matrix Metering: EV 0 - 21 Center-Weighted Metering: EV 0 - 21 Spot Metering: EV 3 - 21
Exposure compensation	±3 EV range, in 1/2 steps
Auto exposure lock	Detected exposure value locked by pressing AE/AF lock button
Shutter	Electronically controlled vertical-travel focal-plane shutter
Shutter speed	30 to 1/4000 sec. Bulb
Built-in flash	Guide No.12 (ISO 100 • m), flash coverage: 28mm or longer lens
Flash sync mode	Front-curtain sync (normal sync), Red-eye reduction, Red-eye reduction with Slow sync, Slow sync, Rear curtain sync
Ready light	Lights up when flash fully charged with built in flash Blinks for 3 sec. for full output warning.
Accessory shoe	Standard ISO-type with hot-shoe contact (Sync contact, Ready-light contact, TTL auto flash contact, Monitor contact, GND), Safety lock provided
Self timer	20 sec., 10 sec., 5 sec., 2 sec.
LCD panel (top panel) Display	Shutter speed/Exposure, Compensation value, Aperture, Exposure compensation, Flash exposure compensation, Auto exposure bracketing, Bracketing bar graphs, Custom flexible program, Flash sync mode, AF area mode, Focus area, Battery power
Video output	NTSC (USA/Canada model) or PAL (European model)
Interface	USB for data storage, IEEE1394 for data storage and shooting
Audio recording	Voice memo mode
Sync contact	X-contact: flash synchronization up to 1/125 sec.
Power source	4 × AA type batteries: Alkaline (Ni-MH batteries or manganese batteries cannot be used) or AC power adapter for image-handling system 2 × 3V Lithium batteries: CR123A or DL123A
Dimension	141.5 (W) × 131.0 (H) × 79.5 (D) mm/5.6 (W) × 5.2 (H) × 3.1 (D) in.
Weight	Approx. 760g/27 oz. (without batteries and lens)
Included accessories	CD-ROM: USB Driver, FinePixViewer, RAW File Converter LE, Photoshop Elements USB cable, IEEE1394 cable, Video cable, Shoulder strap, Body cap, Eye piece cap, LCD cover, 4 × AA alkaline batteries, 2 × CR123A Lithium batteries, Owner's manual, Software Installation manual
Optional accessories	Hyper-Utility Software HS-S2: USB Driver, FinePixViewer, RAW File Converter EX (<i>Raw File Converter EX software processes CCD-RAW data to full 16-bit TIFF-RGB files without any loss of original tonality and provides a variety of adjustable image control and compensation parameters for data conversion.</i>), Camera Shooting Software, FinePix S2 Pro Shooting Driver AC power adapter AC-5VH/5VHS SmartMedia™ Cards (MG-4S, MG-8S, MG-16SW, MG-32SW, MG-64SW, MG-128SW) Floppy Disk Adapter FD-A2 PC Card Adapter PC-AD3 Image Memory Card Reader DM-R1 (IEEE1394 interface) Image Memory Card Reader SM-R2 (USB interface)

Lens Compatibility Chart (Types of CPU lenses and other usable lenses/accessories)

Mode	Focus mode			Exposure mode		Metering system		
	Autofocus	Manual with electronic rangefinder	Manual	Any mode other than M	M	3D 10-segment	10-segment	Centre-Weighted, Spot ¹
Lens/accessories								
D-type AF Nikkor ³ , G-type AF Nikkor, AF-S, AF-I Nikkor	✓	✓	✓	✓	✓	✓	—	✓
PC Micro-Nikkor ² 85 mm f/2.8D ⁴	—	✓ ⁵	✓	—	✓	✓	—	✓
AF-I Teleconverter ⁶	✓ ⁷	✓ ⁷	✓	✓	✓	—	—	✓
Non-D/G-type AF Nikkor (except AF Nikkor for F3AF)	✓	✓	✓	✓	✓	—	✓	✓
AI-P Nikkor	—	✓ ⁸	✓	✓	✓	—	✓	✓
AI-S or AI type Nikkor, Series-E, AI-modified Nikkor	—	✓ ⁸	✓	—	✓ ¹⁰	—	—	—
Medical-Nikkor 120 mm f/4	—	✓	✓	—	✓ ¹¹	—	—	—
Reflex-Nikkor	—	—	✓	—	✓ ¹⁰	—	—	—
PC-Nikkor	—	✓ ⁵	✓	—	✓ ¹⁰	—	—	—
AI-S or AI type Teleconverters	—	✓ ⁷	✓	—	✓ ¹⁰	—	—	—
Bellows Focusing Attachment PB-6 ¹²	—	✓ ⁷	✓	—	✓ ¹⁰	—	—	—
Auto Extension Rings (PK-11A, PK-12, PK-13 and PN-11)	—	✓ ⁷	✓	—	✓ ¹⁰	—	—	—

* Number of effective pixels: The number of pixels on the image sensor which receive input light through the optical lens, and which are effectively reflected in the final output data of the still image.

** Exif 2.2 is a newly revised digital camera file format that contains a variety of shooting information for optimal printing.



Specifications are subject to change without notice.

✓ Compatible — Incompatible

- Spot Metering area can be shifted with focus area selector with CPU Nikkor lens.
 - IX-Nikkor lenses cannot be attached.
 - This camera is compatible with the Vibration Reduction function of the VR Nikkor lens.
 - The camera's exposure metering and flash control system do not work properly when shifting and/or tilting the lens, or when using an aperture other than the maximum aperture.
 - Without shifting and/or tilting the lens.
 - Compatible with AF-S and AF-I Nikkor except AF-S 17-35 mm f/2.8 IF-ED and AF-S 28-70 mm f/2.8 IF-ED.
 - With maximum effective aperture of f/5.6 or faster.
 - With maximum aperture of f/5.6 or faster.
 - Some lenses/accessories cannot be attached.
 - With exposure mode set to Manual. The exposure meter cannot be used.
 - With exposure mode set to Manual and shutter speed set to 1/125 sec. or slower but the exposure meter cannot be used.
 - Attach the PB-6 vertically (PB-6 can be set to horizontal position after attaching).
 - AS-15 must be attached in combination with Medical-Nikkor 200 mm f/5.6 for the lens to fire flash.
 - Reprocuity Outfit PF-4 can be attached in combination with Camera Holder PA-4.
- Note: Please refer to the web site (<http://home.fujifilm.com>) for more details of "Lens Compatibility"

All trademarks are the property of their respective holders.

For more information on the full range of Fujifilm digital products, please visit our Website: <http://home.fujifilm.com>



FUJI PHOTO FILM CO., LTD.

Free Manuals Download Website

<http://myh66.com>

<http://usermanuals.us>

<http://www.somanuals.com>

<http://www.4manuals.cc>

<http://www.manual-lib.com>

<http://www.404manual.com>

<http://www.luxmanual.com>

<http://aubethermostatmanual.com>

Golf course search by state

<http://golfingnear.com>

Email search by domain

<http://emailbydomain.com>

Auto manuals search

<http://auto.somanuals.com>

TV manuals search

<http://tv.somanuals.com>