



Fujitsu P C Corporation



Portfolio Case Installation Guide

FMWCC45

I N S T R U C T I O N S

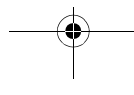
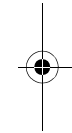
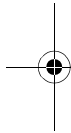
This portfolio case is designed to provide a compact, elegant solution for using and transporting your pen tablet and wireless keyboard.

The portfolio case consists of three distinct storage areas: a pen tablet easel, a keyboard platform, and a storage pocket.

To open the portfolio, unzip the wraparound zipper and flip the portfolio open. Undo the Velcro® strap that is securing the flap, as shown in Figure 1. Extend the back of the easel so that it forms a stand for the pen tablet (see Figure 2). The storage pocket remains accessible from the back of the easel.

Undo the Velcro strap that secures the screen flap. Lift the screen flap and lay it over the back of the easel to reveal the pen tablet platform. At the bottom of the platform is a flexible ledge upon which the pen tablet sits.

Tuck your pen tablet behind the ledge lip and lay the system flat onto the tablet platform. It should be a snug fit. Make sure the infrared keyboard port can be seen through the port



window on the ledge. When storing your pen tablet in the portfolio, lay the nylon flap over the screen to protect it from scratches. See Fig. 3 for an assembled system in the portfolio.

To install the wireless keyboard, slide it under the two side brackets until it meets the back bracket.

To attach the shoulder strap, open the spring-loaded clips on the end of the strap, and attach them to the shoulder strap D-rings on either side of the portfolio case (see Figure 1).

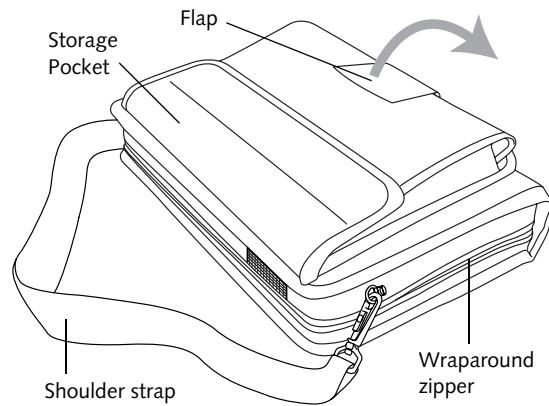


Figure 1. Closed Portfolio Case

The portfolio case is made of rugged materials, and is designed to withstand daily use. Treat the case as you would a quality briefcase or purse.

Occasionally, the portfolio may become soiled. To clean it, brush it with a short-bristled brush. If necessary, use a clean cloth and warm soapy water to wash the soiled area. Do not submerge the case in water, as it may become warped.

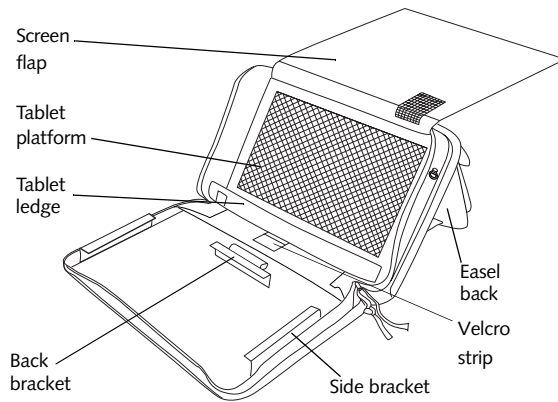


Figure 2. Open Portfolio Case

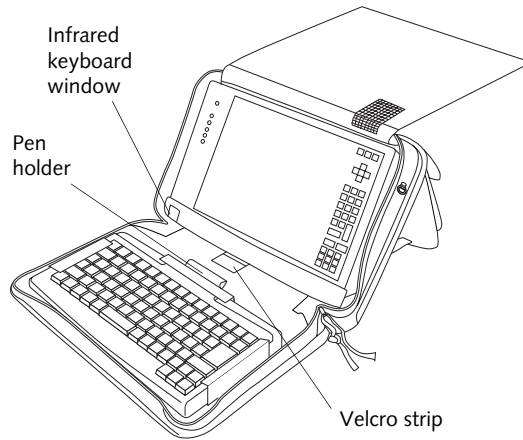
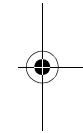
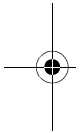



Figure 3. Assembled Pen Tablet PC in Portfolio Case



5200 Patrick Henry Drive
Santa Clara, CA 95054

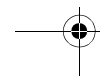
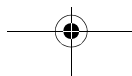
For more information, visit our Web site
at: www.fujitsu.com

For technical support call:
1-800-8Fujitsu (1-800-838-5487)
or e-mail us at: 8fujitsu@fujitsu.com

Fujitsu and the Fujitsu logo are registered trademarks of Fujitsu, Ltd. Stylistic is a trademark of Fujitsu PC Corporation. All other trademarks mentioned herein are the property of their respective owners. We cannot guarantee the accuracy of the contents of this document. We disclaim liability for errors, omissions or future changes.

© 2001 Fujitsu PC Corporation. All rights reserved.

FPC58-0579-01



Free Manuals Download Website

<http://myh66.com>

<http://usermanuals.us>

<http://www.somanuals.com>

<http://www.4manuals.cc>

<http://www.manual-lib.com>

<http://www.404manual.com>

<http://www.luxmanual.com>

<http://aubethermostatmanual.com>

Golf course search by state

<http://golfingnear.com>

Email search by domain

<http://emailbydomain.com>

Auto manuals search

<http://auto.somanuals.com>

TV manuals search

<http://tv.somanuals.com>