

# CALAMITYVILLE

## The official rules to the Gold Rush Game of Boom and Bust

Welcome to Calamityville, partner! Join the rush for gold in this crazy chase for money and property. But beware of calamity, friend. It can strike at any time from a number of unlikely sources!

### Contents:

- 1 gameboard
- 4 player markers
- 13 properties
- 13 plastic bases (to stand the properties up)
- money
- 1 Wild Donkey
- 5 gold nuggets
- 13 title deed cards
- 49 newspaper cards [29 Boom times (yellow) and 20 Bust times (Red)]
- 2 dice – 1 normal die and 1 newspaper die

### Set-Up:

- Shuffle the red newspaper cards and place them on the gameboard in the spot labeled Calamityville News with the newspaper side facing up
- Shuffle the yellow newspapers and put them on top of the red newspapers, also newspaper side up
- Each player picks one marker to be their prospector game piece and places it at the train station
- Select one player to be the banker
- Every player starts with \$2000 (3 x \$500 + 5 x \$100)
- Shuffle and put the 5 gold nuggets face down in the river (so you cannot see the words)
- Place the Wild Donkey in the center of the corral on the board

### Object:

- To be the player with the most money when the gold runs out!



### Play:

- Everyone starts their prospector at the train station
- Play moves clockwise around the board
- On each turn, players roll both dice
- If a newspaper card is rolled, read the top newspaper card out loud, follow the instructions, then move your marker the correct number of spaces shown on the numeric die
- If you do not roll a newspaper card, just move the number

of spaces shown on the numeric die

- After a newspaper card is read, it is discarded and not used again

### Dice Roll Examples



In this instance, the player reads the top newspaper card, follows the instructions, then moves six spaces clockwise

In this instance, the player reads no newspaper card and moves four spaces clockwise

### Newspaper Cards:

- If you land on one of the Newspaper card spaces, read the top newspaper card aloud and follow the instructions, then discard the newspaper card
- There are 29 yellow newspaper cards while the town is booming, and 20 red cards when the town is about to go bust
- NOTE: If a newspaper card instructs a player to pay something other than another player (the train station safe for instance), the money is given directly to the bank
- Hint: Once the red cards are started, be careful what purchases are made – property values are zero when the “Gold Has Run Out!” card is read
- Special Instance: if a newspaper card instructs you to pass a property to another player, and that player has five properties, the property is passed to the next available player with less than five properties

### Purchasing Property:

- To purchase property, you must land on a vacant space on the gameboard
- Each property costs \$200 to purchase
- Players may buy any available property and place the building on that vacant space
- Players receive the deed from the bank immediately upon purchase
- If a player can buy all three of one type of property (bank, store or hotel), they will get bonus rent (excludes mines)
- Players can never own more than five properties (including mines) at any one time

### Rent:

- If you land on a spot owned by another player, you must pay them rent
- Amount of rent is equal to the value of the space on the board times the number of similar properties in the owner’s list of properties
- Rent example: \$300 bank space x 3 (owner has three banks) = \$900 in rent for visiting players
- Rent example 2: \$100 bank space x 1 (owner has one bank) = \$100 in rent

### Mines:

Mines generate money differently than normal property and have special rules.

- To purchase a mine, land on any vacant mine space and

buy a mine for \$200

- Choose one of the five gold nuggets in the river, turn it over and place face up on the gameboard, next to their mine, for all players to read
- If it is "Real Gold," the player gets \$500 immediately from the bank, and \$500 each time they land on their own mine
- Each player to land on a mine with "Real Gold" must pay the owner \$500 in rent
- If the nugget is "Fool's Gold," the owner gets nothing, the mine is worthless and free to visiting players but still counts against the owner's total number of properties
- Mines do not generate double rent like normal properties – the rent is \$500 no matter how many mines the owner possesses

### Lone Star Saloon:

The saloon owner collects rent but the amount varies depending on how lucky or unlucky you are at the saloon!

- Players landing on the Saloon must roll the numeric die to see how much money they lose to the owner from gambling
- Amount of money lost is \$100 x roll of the die
- Example: Player rolls a 5, so  $5 \times 100 = \$500$  in rent

### Train Station:

- Players landing on the train station roll for money found in the conductor's safe
- Amount of money found is \$100 x roll of the die (same rolling method as the saloon)
- Passing the train station gets players no money – you must land on it to collect the riches

### The Wild Donkey

At any time during the game, a newspaper card may set the donkey loose.

- If a newspaper card tells a player "Donkey goes Wild!" or something similar, aim the donkey at any player's property EXCEPT mines
- Players must keep the donkey in the corral while aiming and kicking his legs
- Players cannot knock down more than one property at once
- If two are knocked down, the building that was not the intended target is stood up again
- Be careful aiming the donkey! If you miss, tough luck prospector, the building remains intact
- After a building is destroyed, the deed of the property is returned to the bank and it can be bought like normal property again
- Destroyed buildings must remain in the same space for the remainder of the game and cannot be moved to another vacant space, they can only be bought again and rebuilt on the same space

### Going Broke:

Don't run out of money or tough luck, prospector! Property is foreclosed and the broke player is sent packing out of town on the next available train to Poorhouse, USA!

- There are no mortgages in Calamityville
- Broke players return all their remaining property (if any)


to the bank

- Foreclosed properties are back on market but cannot be moved from their original space
- Players who wish to sell their property must do so during their turn in an auction to all players, the highest bidder wins and buys the property at auction price
- HINT: players low on cash may want to auction some of their property off to prevent going broke
- There are no loans or trading in Calamityville


### Finale:

When the "Gold has run out!" newspaper card is drawn, the game is over. All properties shut down and are now worthless. Calamityville is a ghost town once again! Players count their cash and the one with the most money wins the game! In the event of a tie, the player with the most property wins the tie breaker.

### Donkey Kicking Instructions



**Step 1:** While holding the front of the donkey, insert the legs into the back of the body. Press until a click is heard, locking the legs into place.



**Step 2:** Aim the donkey at the intended target, being sure to keep him in the corral. Gently press his head down and watch his legs kick like crazy!

**FUNDEX**  
games  
where fun comes first!

©2005 Fundex Games, Ltd.  
P.O. Box 421309 • Indianapolis, IN 46242  
Questions or comments? Write to us at the  
address above, call 1.800.486.9787 or email  
customerservice@fundexgames.com  
www.fundexgames.com  
MADE IN CHINA

Item No. 2560

## Free Manuals Download Website

<http://myh66.com>

<http://usermanuals.us>

<http://www.somanuals.com>

<http://www.4manuals.cc>

<http://www.manual-lib.com>

<http://www.404manual.com>

<http://www.luxmanual.com>

<http://aubethermostatmanual.com>

Golf course search by state

<http://golfingnear.com>

Email search by domain

<http://emailbydomain.com>

Auto manuals search

<http://auto.somanuals.com>

TV manuals search

<http://tv.somanuals.com>