

FA-30 VHF SPLITTER MOUNTING PROCEDURE

The VHF splitter enables the AIS receiver and VHF transceiver to share a single VHF antenna.

Note: The FA-30 can not receive AIS signal when the VHF transceiver is transmitting.

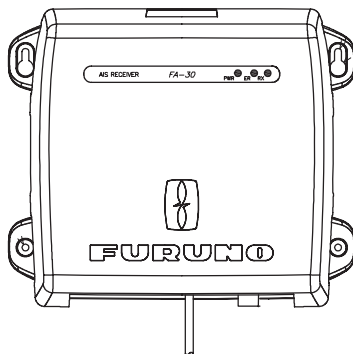
Equipment Lists

VHF Splitter: Type OP05-106, Code No. 000-011-704

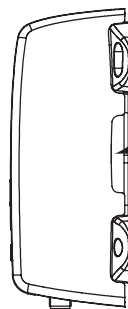
No.	Name	Type	Code No.	Qty	Remarks
1	VHF Splitter Assembly	OP05-106-1	001-024-100	1	Rear panel + pcb 05P0817
2	Installation Materials	CP05-11301	001-024-110	1	Cable tie CV-70N, 1 pc.

Mounting procedure

1. Open the detachable cover.



View



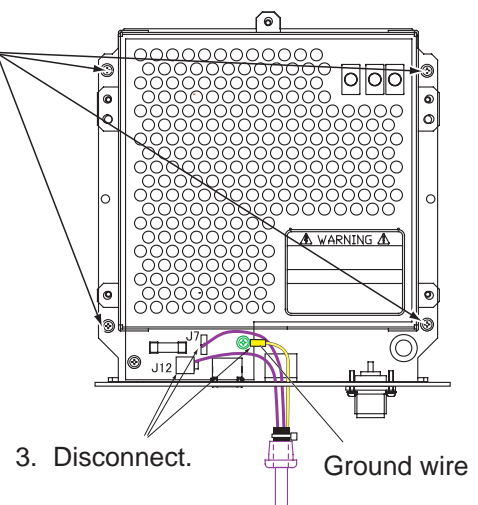
Side View

1. Put fingers on both sides and pull outwards and lift up to take off.

2. Unfasten four screws to separate the chassis from the mounting plate.

2. Unfasten four screws.

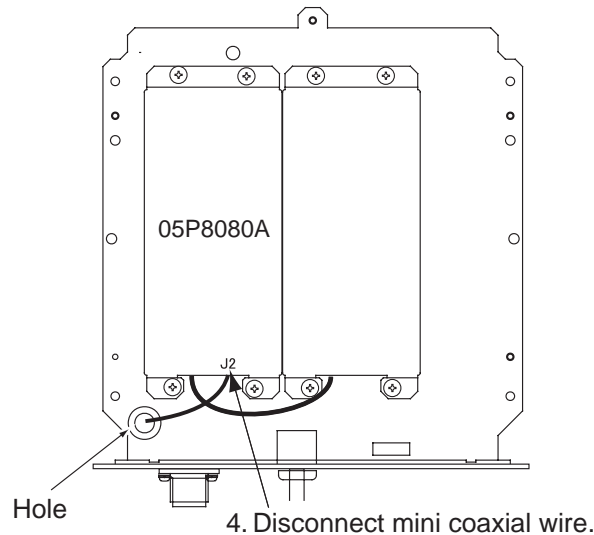
3. Disconnect plugs on J7, J12 and the ground wire from pcb 05P0807 .



3. Disconnect.

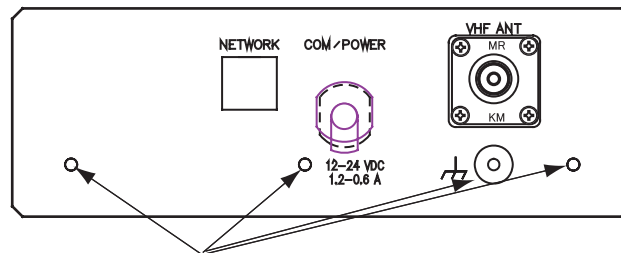
Ground wire

4. Turn over the chassis. Then, disconnect mini coaxial wire from J2 on pcb 05P0808A.



Bottom view


5. Unfasten four screws from the rear panel to come free.



5. Unfasten four screws.

Rear panel

6. Pull out the cable assembly from the rear panel. (The rear panel may be discarded.)



6. Push strongly here and pull out the cable.

7. Pass the cable assembly to the new rear panel.
8. Connect the plugs and ground wires to original places.
9. Pass two wires (two-core power cable and mini coaxial cable) from pcb 05P0817 on the new rear panel through the hole on the chassis.

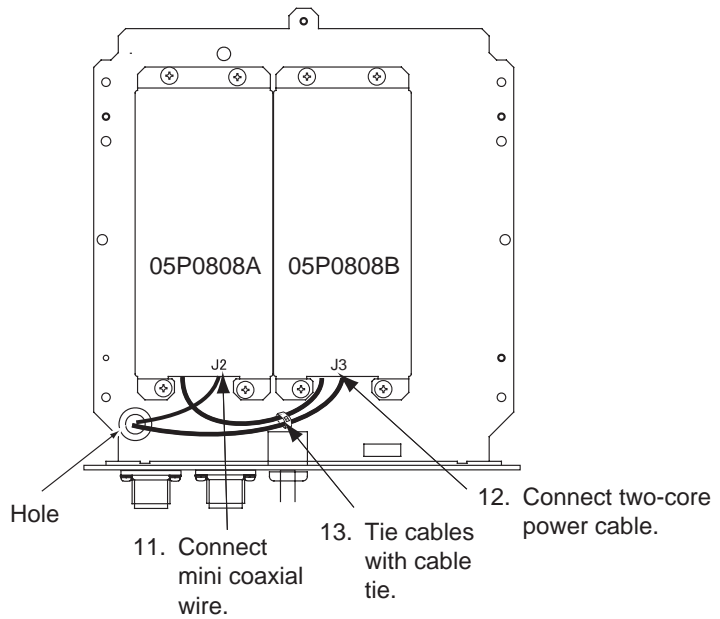
Pass two-core power cable and then mini coaxial cable.

10. Fix the new rear panel to the chassis with original four screws.

11. Connect the plug of mini coaxial wire to J2 on pcb 05P0808A.

12. Connect two-core power cable to J3 on pcb 05P0808B.

13. Tie two cables with a cable tie.



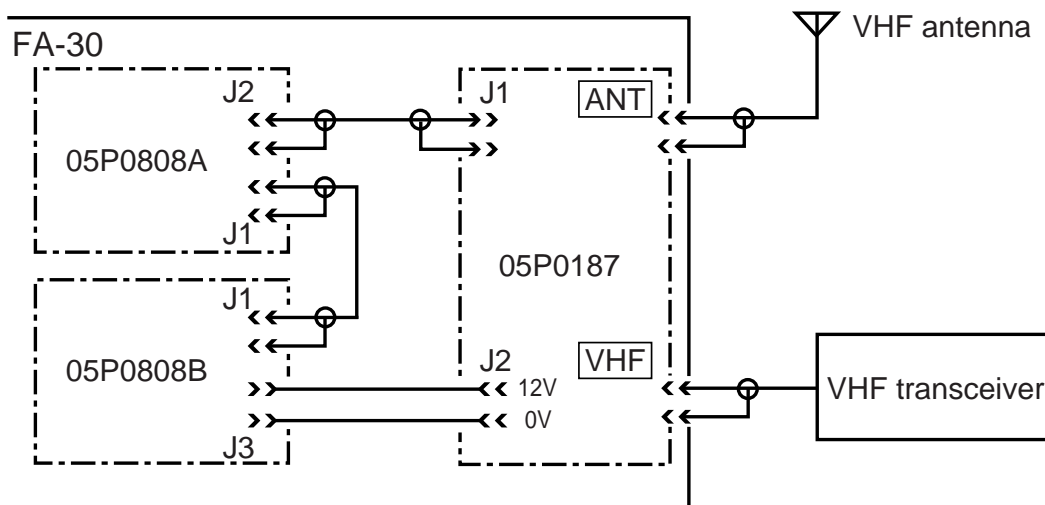
Bottom view of the chassis

14. Reassemble the chassis.

15. Connect the coaxial cable from the VHF antenna to the ANT port.

16. Connect the coaxial cable from the VHF transceiver to the VHF port.

Note: The wrong connection of coaxial cable from VHF antenna or VHF transceiver may damage this equipment.



Free Manuals Download Website

<http://myh66.com>

<http://usermanuals.us>

<http://www.somanuals.com>

<http://www.4manuals.cc>

<http://www.manual-lib.com>

<http://www.404manual.com>

<http://www.luxmanual.com>

<http://aubethermostatmanual.com>

Golf course search by state

<http://golfingnear.com>

Email search by domain

<http://emailbydomain.com>

Auto manuals search

<http://auto.somanuals.com>

TV manuals search

<http://tv.somanuals.com>