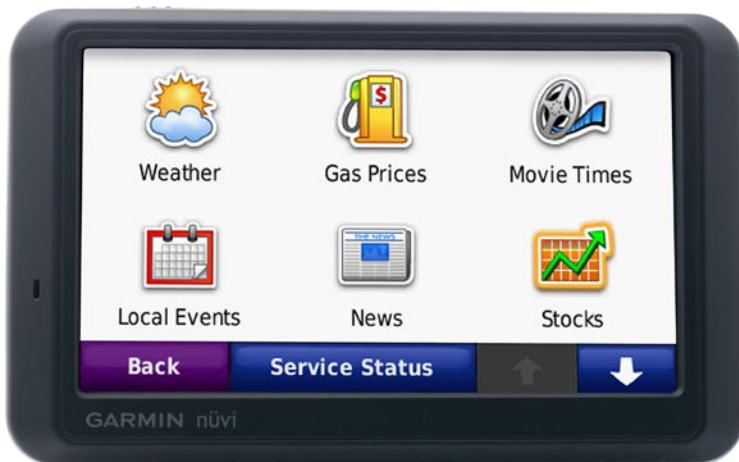


MSN[®] Direct

owner's manual supplement



© 2008 Garmin Ltd. or its subsidiaries

Garmin International, Inc.
1200 East 151st Street,
Olathe, Kansas 66062, USA
Tel. (913) 397.8200 or (800)
800.1020
Fax (913) 397.8282

Garmin (Europe) Ltd.
Liberty House
Hounslow Business Park,
Southampton, Hampshire, SO40
9RB UK
Tel. +44 (0) 870.8501241 (outside
the UK)
0808 2380000 (within the UK)
Fax +44 (0) 870.8501251

Garmin Corporation
No. 68, Jangshu 2nd Road,
Shijr, Taipei County, Taiwan
Tel. 886/2.2642.9199
Fax 886/2.2642.9099

All rights reserved. Except as expressly provided herein, no part of this manual may be reproduced, copied, transmitted, disseminated, downloaded or stored in any storage medium, for any purpose without the express prior written consent of Garmin. Garmin hereby grants permission to download a single copy of this manual onto a hard drive or other electronic storage medium to be viewed and to print one copy of this manual or of any revision hereto, provided that such electronic or printed copy of this manual must contain the complete text of this copyright notice and provided further that any unauthorized commercial distribution of this manual or any revision hereto is strictly prohibited.

Information in this document is subject to change without notice. Garmin reserves the right to change or improve its products and to make changes in the content without obligation to notify any person or organization of such changes or improvements. Visit the Garmin Web site (www.garmin.com) for current updates and supplemental information concerning the use and operation of this and other Garmin products.

Garmin®, the Garmin logo, nüvi®, and StreetPilot® are trademarks of Garmin Ltd. or its subsidiaries, registered in the USA and other countries.

DirectBand, MSN, and the MSN logo are either registered trademarks or trademarks of Microsoft Corporation in the United States and/or other countries.



NOTE: For information on using your StreetPilot® c580 or nüvi® 680 with MSN® Direct content, refer to the specific owner's manual for those products. This supplement does not apply to those GPS navigators.

Getting Started



WARNING: See the *Important Safety and Product Information* sheet in your Garmin GPS navigator product box for product warnings and other important information. Garmin's standard Limited Warranty applies to this product.

The MSN® Direct Receiver receives MSN Direct content such as traffic, weather, gas prices, movie times, news, stocks, local events, and Web favorites. For more information about MSN Direct, see <http://garmin.msndirect.com> or www.garmin.com.

To receive MSN Direct content, your Garmin GPS navigator must be connected to the MSN Direct Receiver, your MSN Direct Receiver must be activated, and you must be in an MSN Direct coverage area (see <http://garmin.msndirect.com/coverage>).

Connect the MSN Direct Receiver

Connect the MSN Direct Receiver to your GPS navigator following the instructions that came with your GPS navigator or the MSN Direct Receiver.

MSN® Direct Receiver Supplement

Activating Your MSN Direct Receiver

Your use of the MSN Direct service, as well as your use of the MSN Direct content delivered to and displayed on your device, is subject to the MSN Direct Subscription Agreement, Terms of Use, and Privacy Statement located at www.msndirect.com. By using and activating your navigation device, you hereby accept such Subscription Agreement, Terms of Use, and Privacy Statement, and acknowledge that you are aware of and have had an opportunity to fully review them at the URL referenced above.

To receive MSN Direct content, first you must activate your service (free trial service included).


To get the product key:

1. On your Garmin GPS navigator's Menu page, touch **Tools > MSN Direct**.
2. Write down the product key.



TIP: The yellow tag on your MSN Direct Receiver also provides the product key and activation information.

To activate your subscription:

1. Call (866) 658.7032 or go to <http://garmin.msndirect.com/activate> and follow the directions.
2. Within two days, complete the following steps:
 - Connect the MSN Direct® receiver to your GPS navigator.
 - Provide external power to your GPS navigator.
 - Ensure you are in an MSN Direct coverage area (see <http://garmin.msndirect.com/coverage>).
 - On your GPS navigator, touch **Tools** > **MSN Direct**. If the Subscription Inactive page appears, verify that one  signal bar is green.

It may take up to 20 minutes for your subscription to be activated. After it is activated, the MSN Direct menu is accessible. On your Garmin GPS navigator Menu page, touch **Tools** > **MSN Direct**.

Receiving Content



NOTE: Garmin is not responsible for the accuracy or completeness of the MSN Direct content.

It can take several hours to receive all the content the first time you use the MSN Direct Receiver, after you have traveled long distances, or after you have not used your MSN Direct Receiver for several days.

There is a (non-user replaceable) rechargeable battery in the MSN Direct Receiver that allows it to receive and store updates for several days, even when not connected to external power.



CAUTION: Pressing the **Reset** button on the MSN Direct Receiver will reset the system and delete stored content.



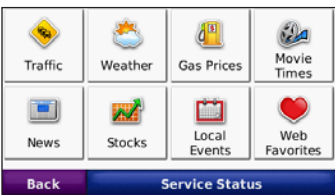
NOTE: The screen shots shown in this manual may not exactly match the screens on your GPS navigator. The images used in this manual are intended for reference only.

MSN® Direct Menu

On the Menu page, touch **Tools** > **MSN Direct**. If your subscription is inactive, see the [previous page](#).



NOTE: The MSN Direct menu differs depending on your unit.



Traffic Information



NOTE: Some GPS devices provide access to the Traffic menu using the Traffic icon on the Map page. On those devices, the Traffic button does not appear in the MSN Direct menu.

MSN Direct provides local traffic information for a number of metropolitan areas. To learn whether traffic data is available in your area and the type of traffic data available, visit www.msndirect.com/WhatYouGet.

MSN® Direct Receiver Supplement

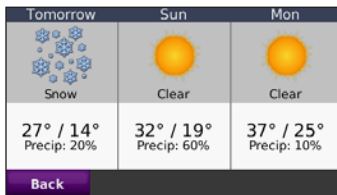
To receive traffic information, select the Traffic icon. For more detailed information about traffic refer to your owner's manual.

Weather

On the Menu page, touch **Tools** > **MSN Direct** > **Weather** to view the forecast and current conditions for today.



Touch **Other City** to view weather information for another city. Touch **Forecast** to view the forecast for the next three days.



Gas Prices



NOTE: It can take up to 24 hours to download all of the gas prices for your current area the first time you use the MSN® Direct Receiver, after you have traveled long distances, and after you have not used the MSN Direct Receiver for several days.

1. On the Menu page, touch **Tools > MSN Direct > Gas Prices**. The gas stations nearest you are listed. Prices in green are considered low prices, red prices are high.

Quik Trip 18619 W 151st St	\$2.74 yesterday	0.2↑	SW
Phillips 66	\$2.85 today	0.2↑	SE
Shell	\$2.80 2 days ago	0.8↑	W
7-Eleven 2151 E 151st St	\$2.74 yesterday	1.0↑	E
Back	Spell	↑	↓

2. Touch a gas station to view details.
3. Touch **Go** to navigate to this location.

Movie Times



NOTE: It can take up to 6 hours to download movie information for your area the first time you use the MSN Direct Receiver, after you have traveled long distances, and after you have not used the MSN Direct Receiver for several days.

To find a movie by the title:

1. On the Menu page, touch **Tools > MSN Direct > Movie Times**.
2. Touch **Find by Movie Title**. Current movies are listed.
3. Touch a movie title. The nearest theaters showing the movie are listed.
4. Touch a theater. Movie times and theater information are listed.
5. Touch **Go** to navigate to this location.

To find a movie by the theater:

1. On the Menu page, touch **Tools > MSN® Direct > Movie Times**.
2. Touch **Find by Movie Theater**. Nearest theaters are listed.
3. Touch a theater. The movies showing at that theater are listed.
4. Touch a title. Movie times and theater information are listed.
5. Touch **Go** to navigate to this location.

News



NOTE: It can take several minutes to download news items the first time you use the MSN Direct Receiver, after you have traveled long distances, and after you have not used the MSN Direct Receiver for several days.

On the Menu page, touch **Tools > MSN Direct > News** to view current news items. Breaking news stories are listed first. Touch an item to read the news item.

Stocks



NOTE: It can take up to 20 minutes to download stock prices the first time you use the MSN Direct Receiver, after you have traveled long distances, and after you have not used the MSN Direct Receiver for several days.

1. On the Menu page, touch **Tools > MSN Direct > Stocks** to view current stock prices.

DOW	13,412.53	+166.89	(1.26%)
	Delayed at least 20 min: 12:51pm ET		
GRMN	100.97	+0.86	(0.86%)
	Delayed at least 20 min: 12:33pm ET		
NASDAQ	2,676.02	+35.16	(1.33%)
	Delayed at least 20 min: 12:51pm ET		
S&P 500	1,478.22	+18.10	(1.24%)
	Delayed at least 20 min: 12:51pm ET		
Back Add ↑ ↓			

2. Touch a stock listing to view detailed information about that stock.

Stock prices are delayed approximately 20–40 minutes.

Adding Stocks

You can add up to 30 stocks. After you add a stock, the price of the stock will be updated the next time the price is broadcast (typically within 40 minutes).

To add a stock symbol:

1. On the Menu page, touch **Tools > MSN® Direct > Stocks > Add > Add Stock**.
2. Enter the stock symbol, and touch **Done**.

To add a stock index:

1. On the Menu page, touch **Tools > MSN Direct > Stocks > Add > Add Market Index**.
2. Touch the index you want to add.

Deleting Stocks

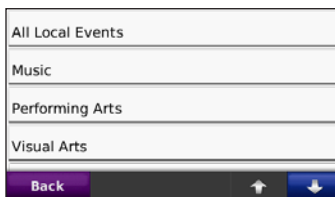
1. On the Menu page, touch **Tools > MSN Direct > Stocks**.
2. Touch the stock you want to delete.
3. Touch **Delete**.

Local Events



NOTE: It can take up to 6 hours to download local events the first time you use the MSN Direct Receiver, after you have traveled long distances, and after you have not used the MSN Direct Receiver for several days.

1. On the Menu page, touch **Tools > MSN Direct > Local Events**.
2. Touch a date.



3. Touch an event category and a sub-category, if necessary.
4. Touch an event to view details.
5. Touch **Go** to navigate to this event.

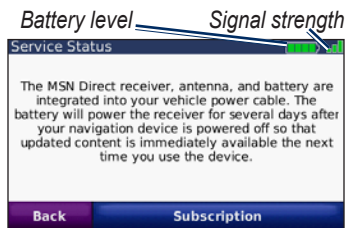
Web Favorites

The Web Favorites feature allows you to find a location using your computer and send that location to your GPS navigator.

1. Go to www.msndirect.com/webfavorites.
2. Click **Sign in** to sign in or create a Windows Live ID.
3. Find a location.
4. Select **Send to GPS**. If necessary, add your MSN® Direct receiver to your MSN Direct account. The location is sent wirelessly to your GPS navigator. In about 15 minutes, the location appears on your GPS navigator.
5. On the GPS navigator Menu page, touch **Tools > MSN Direct > Web Favorites**.
6. Select the location, and touch **Go** to navigate to the location.

Service Status

The Service Status page displays the MSN Direct Receiver battery level and the MSN Direct signal strength. If your subscription is inactive, see [page 2](#).



Renewing Your MSN Direct Service

1. On the Menu page, touch **Tools > MSN Direct > Service Status**.
2. Touch **Subscription** for instructions on how to renew your MSN Direct service (free trial service included).

You can also renew your subscription by going to www.msndirect.com/activate.

For the latest free software updates (excluding map data) throughout the life of your Garmin products, visit the Garmin Web site at www.garmin.com.



© 2008 Garmin Ltd. or its subsidiaries

Garmin International, Inc.
1200 East 151st Street, Olathe, Kansas 66062, USA

Garmin (Europe) Ltd.
Liberty House, Hounslow Business Park, Southampton, Hampshire, SO40 9RB UK

Garmin Corporation
No. 68, Jangshu 2nd Road, Shijr, Taipei County, Taiwan

www.garmin.com

October 2008

190-00768-02 Rev. B

Free Manuals Download Website

<http://myh66.com>

<http://usermanuals.us>

<http://www.somanuals.com>

<http://www.4manuals.cc>

<http://www.manual-lib.com>

<http://www.404manual.com>

<http://www.luxmanual.com>

<http://aubethermostatmanual.com>

Golf course search by state

<http://golfingnear.com>

Email search by domain

<http://emailbydomain.com>

Auto manuals search

<http://auto.somanuals.com>

TV manuals search

<http://tv.somanuals.com>