

# GE<sup>®</sup> air conditioner accessories

Vertical Zoneline<sup>®</sup>/Zoneline<sup>®</sup>/Built-in models



# Vertical Zoneline<sup>®</sup> units



## Vertical Zoneline units



### **RAVRMS** (AZ Series\*—7500) **Wall-Mounted Room Air Sensor**

- Wall-mounted room air sensor provides Temperature Limiting and Freeze Sentinel™ capability.
- Includes 3-meter conductor wire for hook-up to Vertical Zoneline.
- Required for Motion Sensor/Door Switch applications.



### **RAVWP6** (AZ Series\*—7500) **Wall Plenum**

- Wall Plenum for installation in walls less than 6" thick.
- Wall Plenum 19-3/4" x 32".
- Wall cutout dimensions 20" x 32-1/4".
- Warm gray beige color.



### **RAVWP8** (AZ Series\*—7500) **Wall Plenum**

- Wall Plenum for installation in walls less than 8" thick.
- Wall Plenum 19-3/4" x 32".
- Wall cutout dimensions 20" x 32-1/4".
- Warm gray beige color.



### **RAVWP12** (AZ Series\*—7500) **Wall Plenum**

- Wall Plenum for installation in walls less than 12" thick.
- Wall Plenum 19-3/4" x 32".
- Wall cutout dimensions 20" x 32-1/4".
- Warm gray beige color.

# Vertical Zoneline® units



## **RAVWP15** (AZ Series\*—7500)

### **Wall Plenum**

- Wall Plenum for installation in walls less than 15" thick.
- Wall Plenum 19-3/4" x 32".
- Wall cutout dimensions 20" x 32-1/4".
- Warm gray beige color.



## **RAVAL1** (AZ Series\*—7500)

### **Aluminum Outdoor Grille**

- Extruded Aluminum Outdoor Grille for installation on RAVWP series wall plenums.
- Grille is 19-3/4" x 32" x 1-1/4".
- Mill finish.



## **RAVRG1** (AZ Series\*—7500)


### **Access Panel with Return Air Grille**

- Access Panel with Return Air Grille for installation in closet wall.
- Allows access/removal of Vertical Zoneline for cleaning or service.
- Outside dimensions 30" x 50".
- Wall cutout dimensions 28" x 48".
- Accepts 20" x 20" x 1" field-supplied filter.
- Warm gray beige color.



**RAVRG2 (AZ Series\*—7500)**  
**Return Air Grille**


- Return Air Grille for installation in common wall to closet.
- Exterior dimensions 22-1/2" x 22-1/2".
- Wall cutout dimension 20-3/8" x 20-3/8".
- Accepts 20" x 20" x 1" field-supplied filter.
- Warm gray beige color.



**RAK5157/5207/5307†**  
 (AZ Series\*—2800, 3800, 5500, 5800 and 7500 only)  
**265/277-Volt Universal Power Supply Kit**

- 9-pin connector with three 7" 12-gauge conductor wires.

Kit No.	Volts	Heater Wattage	Circuit Ampacity
RAK5157	265/277	2.55 kw	15
RAK5207	265/277	3.45 kw	20
RAK5307	265/277	5.00 kw	30






**RAK4157/4207/4307†**  
 (AZ Series\*—2800, 3800, 5500, 5800 and 7500 only)  
**230/208-Volt Universal Power Supply Kit**

- 9-pin connector with three 7" 12-gauge conductor wires.

Kit No.	Volts	Heater Wattage	Circuit Ampacity
RAK4157	230/208	2,550/2,090	15
RAK4207	230/208	3,450/2,820	20
RAK4307	230/208	5,000/4,090	30



**RAK3152/3202/3302†**  
 (AZ Series\*—5100, 5200, 5500 and 7500 only)  
**15, 20, and 30 Amp (230/208 Volts)**  
**Universal Power Supply**

Kit No.	Volts	Heater Wattage	Circuit Ampacity
RAK3152	230/208	2,550/2,090	15 
RAK3202	230/208	3,450/2,820	20 
RAK3302	230/208	5,000/4,090	30 


\***A-B Series:** Zonelines built before 1987 – Zoneline I, II, III, and IV; **AZC Series:** Zonelines built from 1987 to 1992 – includes AZR Series – Zoneline 1000, 2000, 2500, 2700, 3000, 4000, 5000; **AZ Series:** Zonelines built after 1992 – Zoneline 2100, 3100, 2600, 5100 / Zoneline 2200, 3200, 5200 / Zoneline 2500, 3500, 5500 / Zoneline 2800, 3800, 5800.

†The power connection kit determines the heater wattage and current requirements when it is plugged into the Zoneline unit. NOTE: All power cord kits and permanent connection kits may be used on all units (of matching voltage). NOTE: 7,000 BTU models do not have 5,000 watt heaters.

# Zoneline<sup>®</sup> units




## Zonline units



### **RAB71A** (All Zonline Series)

#### **Standard Wall Case**

The RAB71A is a galvanized steel wall sleeve with expanded polystyrene foam insulation. It is welded and protected with baked-on enamel. Welded areas are protected with a sealing compound to prevent rust. The RAB71 wall case accepts all Zonline chassis models.



### **RAB77A4** (All Zonline Series)

#### **SMC Wall Case**

The Zonline SMC universally designed wall case by GE utilizes a fiberglass-reinforced polyester compound to produce a durable, non-corrosive wall case for all Zonline Packaged Terminal Air Conditioners and Heat Pumps. The RAB77A4 SMC wall case accepts all Zonline chassis models.



### **RAD10** (All Zonline Series)

#### **Internal/External Drain Kit**

For more positive control of condensate water, the RAD10 drain kit routes condensate to the exterior or to the interior of the building through the wall case. Suitable provision (field applied) should be made to connect the RAD10 drain tube to a drain system in the building. Drain tube assemblies are 1/2" O.D. copper and consist of a short right-angle tube and a 6"-long straight tube to suit the particular application.



### **RAF452** (AZ Series\*—2200, 3200 and 5200 only)

#### **Replacement Standard Room Cabinet**

Room cabinet with wrap-around design has attractive textured finish which matches unit sleeve. Cabinet is injection-molded of high-impact polystyrene. Cabinet fastens to chassis without tools or hardware. The room cabinet contains the slide-out filters and 2-position reversible discharge louvers.



### **RAF452A** (AZ Series\*—2500, 3500 and 5500 only)

#### **Replacement Standard Room Cabinet**

Room cabinet with wrap-around design has attractive textured finish which matches unit sleeve. Cabinet is injection-molded of high-impact polystyrene. Cabinet fastens to chassis without tools or hardware. The room cabinet contains the slide-out filters and 2-position reversible discharge louvers.


\*A-B Series: Zonelines built before 1987 - Zonline I, II, III, and IV; AZC Series: Zonelines built from 1987 to 1992 - includes AZR Series - Zonline 1000, 2000, 2500, 2700, 3000, 4000, 5000; AZ Series: Zonelines built after 1992 - Zonline 2100, 3100, 2600, 5100 / Zonline 2200, 3200, 5200 / Zonline 2500, 3500, 5500 / Zonline 2800, 3800, 5800.

## Zoneline® units




### **RAF453** (AZ Series\*—2800, 3800 and 5800 only) **Replacement Standard Room Cabinet**

Room cabinet with wrap-around design has attractive textured finish which matches unit sleeve. Cabinet is injection-molded of high-impact polystyrene. Cabinet fastens to chassis without tools or hardware. The room cabinet contains the slide-out filters and 2-position reversible discharge louvers.



### **RAG60** (AZ Series\*) **Stamped Aluminum Exterior Rear Grille**

The standard exterior grille is made of durable aluminum to protect chassis components and minimize air recirculation.




RAG61/62/63

### **RAG61/62/63** (AZ Series\*) **Architectural Rear Grille**


Optional, one-piece molded grille and frame assembly for improved appearance and protection. Grilles are molded of GE Cycology® and have a slightly textured, colorfast surface to blend with most walls.

RAG61 – Beige, RAG62 – Maple, RAG63 – Dark Brown



### **RAG67** (AZ Series\*) **Aluminum Architectural Outdoor Grille**

- Extruded aluminum outdoor grille for use with RAB71, RAB77, and extended wall cases.
- Grilles are paintable to match building décor.




### **RAKOIM** (AZ Series\*—2200, 3200 and 5200 only) **Optional Interface Module for Central Desk Control or Remote Thermostat Control**

The RAKOIM is required if a unit is to be installed with a Central Desk Control or a Remote Thermostat Control. Includes screw, and a short wire harness on the RAKOIM that is plugged into the mating receptacle on the front of the control box.




## Zoneline units



### RAK40 (AZ Series\*)

#### Air Deflector Kit

Kit adapts AZ chassis for use with older GE architectural grilles. The aluminum deflectors are installed to the condenser end sheet flanges to prevent condenser airflow recirculation. The kit also allows some custom (non-standard) rear grilles to be used, provided they have sufficient open area.

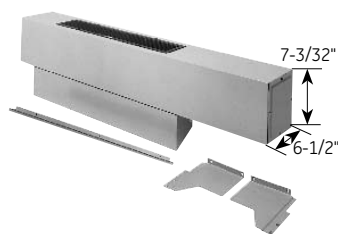


### RAK605 (AZ Series\*—2100 and 3100 only)

#### Duct Adapter

(Not for 2600 and 5100 Series)

The RAK605 duct adapter is attached to the top of the wall case to allow the air from the Zoneline to heat or cool an adjacent room. Duct extension RAK601 can be applied to right or left of the adapter. (Zoneline 5100 Series not approved for ducted application).



### RAK6052 (AZ Series\*—2200, 2500, 2800, 3200, 3500, and 3800 only)

#### Duct Adapter

(Not for 5200, 5500 or 5800 Series)

The RAK6052 duct adapter is attached to the top of the wall case to allow the air from the Zoneline to heat or cool an adjacent room. Duct extension RAK601 can be applied to right or left of the adapter. (Zoneline 5200 and 5500 Series not approved for ducted application).




### RAK601/602 (AZC and AZ Series\*—2100, 2200, 2500, 2800, 3100, 3200, 3500 and 3800 only)

#### Duct Extension, Register and Trim Flange

RAK601 is a 44"-long duct and includes an air register and trim flange for the secondary space. If two extensions are made from one RAK601 duct, an additional air register and trim flange can be ordered separately as an RAK602—reducing the cost of the installation. For use with RAK605 and RAK6052.

# Zonline® units



**RAK7012** (AZ Series\*—2200, 2500, 3200, 3500, 2800 and 3800 only)

## Duct Adapter for Replacement of A-B with Rounded Front AZ Chassis

The RAK7012 duct adapter is designed to line up with the duct extension where the original chassis was a flat-top discharge A-B Series. Using the RAK7012 will allow the existing duct extension to be used without requiring the relocation of the hole through the wall to the adjacent room. Discharge grille, end plate, and extension mounting hardware must be removed from old duct adapter and installed on the RAK7012.



**RAK702** (AZ Series\*—2100 and 3100 only)  
**Duct Transition for Replacement of AZC with Sloped Front AZ Chassis**

The RAK702 duct transition is designed to allow duct installation where the original chassis was a slope front discharge (AZC or AZR) chassis. Using the RAK702 will allow the existing duct adapter and extension to be used without requiring the relocation of the hole through the wall to the adjacent room.



**RAK7022** (AZ Series\*—2200, 2500, 2800, 3200, 3500 and 3800 only) **Duct Transition for Replacement of AZC with Rounded Front AZ Chassis**

The RAK7022 duct transition is designed to allow duct installation where the original chassis was a slope front discharge (AZC/AZR/AZ21/AZ31) chassis. Using the RAK7022 will allow the existing duct adapter and extension to be used without requiring the relocation of the hole through the wall to the adjacent room.

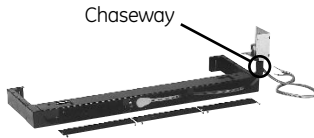


**RAK201** (AZC and AZ Series\*)  
**Access Plate Cover**

The RAK201 access plate cover is made of heavy-gauge steel with multiple knockouts for special applications. Will adapt to service conduit .875" or 1.125"; circuit breaker up to 30 amp or 30 amp receptacle. The RAK201 fits old sub-bases RAK120, RAK121 and RAK122 for easy replacement of A-B series with AZC and AZ series.

\***A-B Series:** Zonelines built before 1987 – Zoneline I, II, III, and IV; **AZC Series:** Zonelines built from 1987 to 1992 – includes AZR Series – Zoneline 1000, 2000, 2500, 2700, 3000, 4000, 5000; **AZ Series:** Zonelines built after 1992 – Zoneline 2100, 3100, 2600, 5100 / Zoneline 2200, 3200, 5200 / Zoneline 2500, 3500, 5500 / Zoneline 2800, 3800, 5800.

# Zoneline units

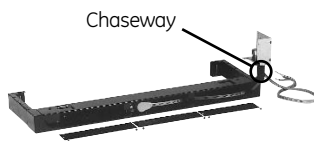


Power cord and junction box not included with sub-base.

## RAK204 (AZ Series\*—2200, 2500, 3200 and 3500 only) Standard Sub-Base

The RAK204 sub-base is made of heavy-gauge steel to provide support of the wall case. It has full base enclosure with break-away side channels, simple connection to wall case, and 4-point leveling legs. The sub-base will adapt to service conduit, circuit breakers and receptacles up to 30 amps. It may also be used as a non-electrical sub-base to provide support for the unit.

Kit No.	Sub-Base	Circuit Ampacity	Chaseway	Power Cord
RAK204U**	Standard	N/A	Not Included	Not Included
RAK204D20	Sub-Base 230/208V	15 & 20	Included	Not Included
RAK204D30	Sub-Base 230/208V	30	Included	Not Included
RAK204E15	Sub-Base 265/277V	15	Included	Not Included
RAK204E20	Sub-Base 265/277V	20	Included	Not Included
RAK204E30	Sub-Base 265/277V	30	Included	Not Included



## RAK204 (AZ Series\*—2800, 3800, 5200, 5500 and 5800 only) Standard Sub-Base


The RAK204 sub-base is made of heavy-gauge steel to provide support of the wall case. It has full base enclosure with break-away side channels, simple connection to wall case, and 4-point leveling legs. The sub-base will adapt to service conduit, circuit breakers and receptacles up to 30 amps. It may also be used as a non-electrical sub-base to provide support for the unit.

Kit No.	Sub-Base	Circuit Ampacity	Chaseway	Power Cord
RAK204D15P	Sub-Base 230/208V	15	Included	Included
RAK204D20P	Sub-Base 230/208V	20	Included	Included
RAK204D30P	Sub-Base 230/208V	30	Included	Included



## RAK205CW (AZ Series\*—2200, 2500, 2800, 3200, 3500, 3800, 5200, 5500 and 5800 only) Chaseway

Chaseway for wiring containment between junction box on chassis and RAK204U sub-base.



## RAK5157/5207/5307† (AZ Series\*—2800, 3800, 5500 & 5800 only) 265/277-Volt Universal Power Supply Kit

- 9-pin connector with three 7" 12-gauge conductor wires.


Kit No.	Volts	Heater Wattage	Circuit Ampacity
RAK5157	265/277	2.55 kw	15
RAK5207	265/277	3.45 kw	20
RAK5307	265/277	5.00 kw	30

\***A-B Series:** Zonelines built before 1987 - Zoneline I, II, III, and IV; **AZ Series:** Zonelines built from 1987 to 1992 - includes AZR Series - Zoneline 1000, 2000, 2500, 2700, 3000, 4000, 5000; **AZ Series:** Zonelines built after 1992 - Zoneline 2100, 3100, 2600, 5100 / Zoneline 2200, 3200, 5200 / Zoneline 2500, 3500, 5500 / Zoneline 2800/3800/5800.

\*\*RAK204U May be used with AZC and AZ 2100, 3100, 2600 and 5100.

†The power connection kit determines the heater wattage and current requirements when it is plugged into the Zoneline unit. NOTE: All power cord kits and permanent connection kits may be used on all units (of matching voltage). NOTE: 7,000 BTU models do not have 5,000 watt heaters.

# Zonline® units



## RAK4157/4207/4307†

(AZ Series\*—2800, 3800, 5500, 5800 and 7500 only)

### 230/208-Volt Universal Power Supply Kit

- 9-pin connector with three 7" 12-gauge conductor wires.

Kit No.	Volts	Heater Wattage	Circuit Ampacity
RAK4157	230/208	2,550/2,090	15
RAK4207	230/208	3,450/2,820	20
RAK4307	230/208	5,000/4,090	30



## RAK3152/3202/3302†

(AZ Series\*—7500 only)

**15, 20, and 30 Amp (230/208 Volts)**

### Universal Power Supply

Kit No.	Volts	Heater Wattage	Circuit Ampacity
RAK3152	230/208	2,550/2,090	15
RAK3202	230/208	3,450/2,820	20
RAK3302	230/208	5,000/4,090	30




## RAK3153/3203/3303†

(AZ Series\*—2800, 3800, 5500 and 5800 only)

**15, 20, and 30 Amp (230/208 Volts)**

### Universal Power Supply with LCDI

Kit No.	Volts	Heater Wattage	Circuit Ampacity
RAK3153	230/208	2,550/2,090	15
RAK3203	230/208	3,450/2,820	20
RAK3303	230/208	5,000/4,090	30




## RAK4002 (AZ Series\*—2200, 3200 and 5200 only)

### Direct Connect Junction Box

(230/208 and 265/277 Volts)

RAK4002 junction box kit for permanent connection of 230/208- and 265/277-volt units to building power supply.

Includes multi-circuit connector harness for use on value line units. Junction box is included on 265/277-volt units.



## RAK4002A (AZ Series\*—2500, 2800, 3500 and 3800 only)

### Direct Connect Junction Box

(230/208 and 265/277 Volts)


RAK4002 junction box kit for permanent connection of 230/208- and 265/277-volt units to building power supply.

Includes multi-circuit connector harness for use on value line units. Junction box is included on 265/277-volt units.

\*A-B Series: Zonelines built before 1987 – Zonline I, II, III, and IV; AZC Series: Zonelines built from 1987 to 1992 – includes AZR Series – Zonline 1000, 2000, 2500, 2700, 3000, 4000, 5000; AZ Series: Zonelines built after 1992 – Zonline 2100, 3100, 2600, 5100 / Zonline 2200, 3200, 5200 / Zonline 2500, 3500, 5500 / Zonline 2800, 3800, 5800.

†The power connection kit determines the heater wattage and current requirements when it is plugged into the Zonline unit. NOTE: All power cord kits and permanent connection kits may be used on all units (of matching voltage). NOTE: 7,000 BTU models do not have 5,000 watt heaters.

# Zoneline units




## RAK4002B (AZ Series\*—5500 and 5800 only)

### Direct Connect Junction Box

(230/208 and 265/277 Volts)

RAK4002 junction box kit for permanent connection of 230/208- and 265/277-volt units to building power supply.

Includes multi-circuit connector harness for use on value line units. Junction box is included on 265/277-volt units.



## RAK4002CW (AZ Series\*)

### Direct Connect Junction Box Wiring

(230/208 and 265/277 Volts)

In-line 3-pin connector and wiring harness.

Allows easy disconnect of direct connected applications.



## RAK5172/5202/5302†

(AZ Series\*—2800, 3800, 5500 and 5800 only)




**15, 20, and 30 Amp** (265/277 Volts)

### Universal Power Supply

Required for 5200 series 265/277-volt units.

- Branch circuit plug to be used only in connection to appropriate sub-base.

#### Circuit

Kit No.	Volts	Heater Wattage	Ampacity
RAK5172	265/277	2,550	15 
RAK5202	265/277	3,450	20 
RAK5302	265/277	5,000	30 



## RAK8022

(AZ Series\*—2200, 2500, 3200, 3500, 5200 and 5500 only)

### Locking Door Kit

The RAK8022 provides door lock kit and key to prevent access to Zoneline unit controls. Also provides two thumb screws for securing the room cabinet to the chassis on the lower right and left sides.



## RAK8023 (AZ Series\*—2800, 3800 and 5800 only)

### Locking Door Kit

The RAK8023 provides door lock kit and key to prevent access to Zoneline unit controls. Also provides two thumb screws for securing the room cabinet to the chassis on the lower right and left sides.

\*A-B Series: Zonelines built before 1987 – Zoneline I, II, III, and IV; AZC Series: Zonelines built from 1987 to 1992 – includes AZR Series – Zoneline 1000, 2000, 2500, 2700, 3000, 4000, 5000; AZ Series: Zonelines built after 1992 – Zoneline 2100, 3100, 2600, 5100 / Zoneline 2200, 3200, 5200 / Zoneline 2500, 3500, 5500 / Zoneline 2800, 3800, 5800.

†The power connection kit determines the heater wattage and current requirements when it is plugged into the Zoneline unit. NOTE: All power cord kits and permanent connection kits may be used on all units (of matching voltage). NOTE: 7,000 BTU models do not have 5,000 watt heaters.

# Zonline® units

THIS UNIT IS  
CONTROLLED BY  
WALL THERMOSTAT

## **RAK806 Universal Cover Label** (10 covers per kit)

The RAK806 provides a cover for the control area to refer room occupant to use a remote thermostat. Double-sided tape provided.



## **RAA62 (AZ Series\*—2200, 3200 and 5200 only)** **Replacement Filters for AZ Models**

(20 pairs per box)

The up-front filters on the GE Zonline unit are conveniently accessed by simply pulling them up from the top of the room cabinet. By simplifying the task, filter cleaning is more likely to occur on schedule and the unit will operate as efficiently as possible. Sold in pairs.



## **RAA62A (AZ Series\*—2500, 3500 and 5500 only)** **Replacement Filters**

- Replacement filters, in pairs.
- 20 pairs per box.



## **RAA63 (AZ Series\*—2800, 3800 and 5800 only)** **Replacement Filters**

- Replacement filters, in pairs.
- 10 pairs per box.



## **RAK901L (AZ Series\*)** **Wall Case Insulation Kit**

Five pieces of 13" x 14" x 1/4" adhesive-backed polyethylene to insulate the inside of the RAB70 or RAB77A4 wall case. The RAK901L minimizes the formation of moisture on exterior of wall case.

\***A-B Series:** Zonelines built before 1987 – Zonline I, II, III, and IV; **AZC Series:** Zonelines built from 1987 to 1992 – includes AZR Series – Zonline 1000, 2000, 2500, 2700, 3000, 4000, 5000; **AZ Series:** Zonelines built after 1992 – Zonline 2100, 3100, 2600, 5100 / Zonline 2200, 3200, 5200 / Zonline 2500, 3500, 5500 / Zonline 2800, 3800, 5800.

# Built-in units



## Built-in units



### RAD4A1 Drain Kit

#### Internal/External Drain Kit

Drain kit for use on "J" series wall cases. For more positive control of condensate water, the RAD4A1 drain kit routes condensate to the exterior or to the interior of the building through the wall case. Suitable provision (field applied) should be made to connect the drain tube to a drain system in the building. Drain tube assembly is 1/2" O.D. copper.

**Note:** The RAG14E exterior grille is NOT compatible with the RAD4A1 EXTERNAL drain tube. Use of this grille would require the use of the INTERNAL TUBE configuration to drain the unit.



### RAK65A1 Window Installation Kit for "J" Series Built-in Units

Adapts built-in wall case for window installation. (This kit is included in "J" series units designed for window installation.) Window opening width—26-7/8" to 40". Window opening height—16-3/8" minimum.



### RAB46 Standard Wall Case for "J" Chassis Built-in Unit

Solid-sided wall case fabricated of galvanized steel with baked enamel (beige) finish. Welded areas are coated with a sealing compound to help resist rust and corrosion. Polymer gasket surrounds opening to assure tight weather seal. Aluminum grille (RAG13) is included. Panels on interior and between case and grille provide weather protection prior to installation of chassis.




### RAB47/48 Tenant Option Wall Cases for "J" Chassis

When the air conditioner is offered as a tenant option, these wall cases provide protection against outside elements.

**RAB47**—includes wall case, exterior grille, weather panel and steel closure panel.

**RAB48**—includes wall case, exterior grille, insulated steel indoor closure panel and insulated outdoor panel.




### RAK66 Wall Case Insulation Kit

Kit consists of an insulated steel front cover and a black-painted ESP rear cover. When installed in a RAB46 standard wall case, the kit will protect room from the outside elements prior to installation of a GE "J" series chassis.



## Built-in units



### RAG13 Stamped Aluminum Exterior Grille "J" Series

Used to replace exterior grille on old "J" wall case to maximize efficiency and capacity of new chassis. The grille is included with new wall cases RAB46, 47, or 48.



### RAG14E Architectural Louvered Exterior Grille for "J" Series

Extruded aluminum grille for application with RAB46, 47, or 48.

**NOTE:** The RAG14E exterior grille is NOT compatible with the RAD4A1 EXTERNAL drain tube. Use of this grille would require the use of the INTERNAL TUBE configuration to drain the unit.




### RAF622 Replacement Room Front for Rounded Front "J" Chassis

Used as replacement grille for rounded front "J" chassis units. (Not for use with high mount units.)



### RAF622A Replacement Room Front for Rounded Front "J" Chassis

- Replacement Room Front for "J" series chassis with Oval Control Knob opening.
- Not for use on High Mount Models.



### RAK690 Architectural Louver Grille Adapter for "J" Chassis Units


Permits most existing architectural louvered grilles to be used with sloped front or rounded front "J" chassis units. Kit consists of two wire mesh screen sections, clips to attach screen to existing wall case, and two aluminum air deflectors to be mounted to new chassis.

## Built-in units



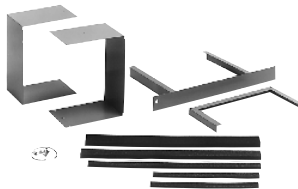
### **RAK1072 Hotpoint Chassis Sleeve Adapter**

Kit adapts Hotpoint ACXB 10 and ACXB 11 wall case (used with ACTB chassis) to the sloped front or rounded front "J" chassis. Existing case dimensions are 25-3/4" W, 16-7/8" H, 18-5/8" D. All needed gaskets and hardware, including the outdoor grille, are included.



### **RAK1082 Whirlpool Sleeve Adapter**

Kit adapts Whirlpool Type 23W wall case for installation of the sloped front or rounded front "J" model chassis. The Whirlpool case dimensions are 25-7/8" W, 16-1/2" H, 23-1/8" D.



### **RAK1102/RAB30 (F Model Sleeve) Adapter**


Kit adapts RAB30 wall case for installation of the sloped front or rounded front "J" model chassis. The RAB30 case dimensions are 26" W, 18" H, 24" D.



### **RAK123A64 Fedders Sleeve Adapter**

Kit adapts Fedders "A" wall case for installation of the "J" wall case (includes outdoor grille) and "J" model chassis. Existing Fedders wall case dimensions are 27" W, 16-3/4" H, 16-3/4" D. Kit consists of four gaskets which are applied to the wall case to assure a tight weather seal between the two cases.

## Built-in units



### **RAA72 Replacement Filter for Rounded Front "J" Chassis**

- Replacement filter for use in Room Fronts with 2 Round Control Knob openings ONLY.
- Washable/reusable nylon mesh filter.
- Order individually or by box of 20.
- Used for Standard or High Mount models.



### **RAA72A Replacement Filter for Rounded Front "J" Chassis**

- Replacement filter for use in Room Fronts with Oval Control Knob openings ONLY.
- Washable/reusable nylon mesh filter.
- Order individually or by box of 20.
- Used for Standard or High Mount models.

# Thermostats—Heat pump



## **RAK147 (A-B, AZ, and AZR Series\*) Wall-Mounted Remote Thermostat**

RAK147 is used with heat pump units. Units have integral low-voltage terminal board to connect with thermostat. Temperature, operation mode, and fan operation are controlled at wall-mounted thermostat.

**Note:** 3200/5200 series requires RAKOIM.



## **RAK348T1—Wall-Mounted Thermostat (transmitter) (AZ3500, 3800, 5500, 5800 and 7500 series) Heat Pump Wireless Programmable Remote Thermostat**

### **RAK348R1—Chassis-Mounted Receiver (AZ3500, 3800, 5500, 5800 and 7500 series) Heat Pump Wireless Programmable Remote Receiver**

- Programmable wireless remote thermostat with Single-Stage Cooling and 2-Stage Heating for heat pump models.
- Programmable for 7-day programs.
- Battery-operated transmitter uses standard AA batteries.
- Receiver is mounted on chassis and wired to low voltage-terminals.



## **RAK148D1 (A-B, AZ, 3500, 3800, 5500, 5800, 7500 and AZR Series\*)**

### **Heat Pump Digital Remote Thermostat**

- 24V AC digital remote wall thermostat with Single-Stage Cooling and 2-Stage Heating for heat pump models.
- Requires 6-wire hook-up.




## **RAK148P1 (A-B, AZ, 3500, 3800, 5500, 5800, 7500 and AZR Series\*)**

### **Heat Pump Programmable Remote Thermostat**

- 24V AC programmable remote wall thermostat with Single-Stage Cooling and 2-Stage Heating for heat pump models.
- Programmable for 7-day or 5 + 2-day programs.
- Requires 6-wire hook-up.

\***A-B Series:** Zonelines® built before 1987 – Zoneline I, II, III, and IV; **AZC Series:** Zonelines built from 1987 to 1992 – includes AZR Series – Zoneline 1000, 2000, 2500, 2700, 3000, 4000, 5000; **AZ Series:** Zonelines built after 1992 – Zoneline 2100, 3100, 2600, 5100 / Zoneline 2200, 3200, 5200 / Zoneline 2500, 3500, 5500 / Zoneline 2800, 3800, 5800.

# Thermostats—Electric Resistance Heat



**RAK163A1** (A-B, AZ, and AZR Series\*)

## Cooling with Electric Heat Remote Thermostat

RAK163A1 is used with resistance heat models. Units have integral low-voltage terminal board to connect with thermostat. Temperature, operation mode, and fan operation are controlled at wall-mounted thermostat.

**Note:** 2200 series requires RAKOIM.



**RAK364T1—Wall-Mounted Thermostat (transmitter)**

(AZ2500, 2800, and 7500 series\*)

## Electric Heat Wireless Programmable Remote Thermostat

**RAK364R1—Chassis-Mounted Receiver**

(AZ2500, 2800, and 7500 series\*)

## Electric Heat Wireless Programmable Remote Receiver

- Programmable wireless remote thermostat with Single-Stage Cooling and Single-Stage Heating for electric (resistance) heat models.
- Programmable for 7-day programs.
- Battery-operated transmitter uses standard AA batteries.
- Receiver is mounted on chassis and wired to low-voltage terminals.



**RAK164D1** (A-B, AZ, 2500, 2800, 7500 and AZR Series\*)

## Cooling with Electric Heat Digital Remote Thermostat

- 24V AC digital remote wall thermostat with Single-Stage Cooling and Single-Stage Heating for resistance heat models.
- Requires 5-wire hook-up.



**RAK164P1** (A-B, AZ, 2500, 2800, 7500 and AZR Series\*)

## Cooling with Electric Heat Programmable Remote Thermostat

- 24V AC programmable remote wall thermostat with Single-Stage Cooling and Single-Stage Heating for resistance heat models.
- Programmable for 7-day or 5+2-day programs.
- Requires 5-wire hook-up.

\*A-B Series: Zonelines built before 1987 – Zoneline I, II, III, and IV; AZC Series: Zonelines built from 1987 to 1992 – includes AZR Series – Zoneline 1000, 2000, 2500, 2700, 3000, 4000, 5000; AZ Series: Zonelines built after 1992 – Zoneline 2100, 3100, 2600, 5100 / Zoneline 2200, 3200, 5200 / Zoneline 2500, 3500, 5500, Zoneline 2800, 3800, 5800.

# Order information

## Vertical Zoneline® units

Number	Description	Model Type*	Page No.
RAK3152	208/230V Universal power supply kit (15 Amp)	AZ	5
RAK3202	208/230V Universal power supply kit (20 Amp)	AZ	5
RAK3302	208/230V Universal power supply kit (30 Amp)	AZ	5
RAK4157	208/230V Universal power supply kit (15 Amp)	AZ	5
RAK4207	208/230V Universal power supply kit (20Amp)	AZ	5
RAK4307	208/230V Universal power supply kit (30 Amp)	AZ	5
RAK5157	265/277V Universal power supply kit (15 Amp)	AZ	5
RAK5207	265/277V Universal power supply kit (20 Amp)	AZ	5
RAK5307	265/277V Universal power supply kit (30 Amp)	AZ	5
RAVAL1	Aluminum outdoor grille	AZ	4
RAVRG1	Access panel with return air grille for closet wall	AZ	4
RAVRG2	Return air grille for common closet wall	AZ	5
RAVRMS	Wall-mounted room air sensor	AZ	3
RAVWP6	Wall plenum for up to 6" walls	AZ	3
RAVWP8	Wall plenum for up to 8" walls	AZ	3
RAVWP12	Wall plenum for up to 12" walls	AZ	3
RAVWP15	Wall plenum for up to 15" walls	AZ	4

## Zoneline units

Number	Description	Model Type*	Page No.
RAA62	Replacement filters for AZ models (20 pairs per box) for 2200, 3200 & 5200 only	AZ	14
RAA62A	Replacement filters (20 pairs per box) for 2500, 3500 & 5500 only	AZ	14
RAA63	Replacement filters (10 pairs per box) for 2800, 3800 & 5800 only	AZ	14
RAB71A	Standard wall case	All Zoneline	7
RAB77A4	SMC wall case	All Zoneline	7
RAD10	Internal/external drain kit	All Zoneline	7
RAF452	Replacement standard room cabinet (2-position louvers) for 2200, 3200 & 5200 only	AZ	7
RAF452A	Replacement standard room cabinet (2-position louvers) for 2200, 3200 & 5200 only	AZ	7
RAF453	Replacement standard room cabinet (2-position louvers) for 2800, 3800 & 5800 only	AZ	8
RAG60	Stamped aluminum exterior rear grille	AZ	8
RAG61	Architectural rear grille, beige	AZ	8
RAG62	Architectural rear grille, maple	AZ	8
RAG63	Architectural rear grille, dark brown	AZ	8
RAG67	Aluminum architectural outdoor grille	AZ	8
RAKOIM	Optional interface module for central desk control or remote thermostat control for 2200, 3200 & 5200 only	AZ	8
RAK40	Air deflector kit	AZ	9
RAK4002	Direct connect junction box, 230/208 and 265/277V for 2200, 3200 & 5200 only	AZ	12
RAK4002A	230/208V direct connect junction box for 2500, 3500, 2800, 3800 only	AZ	12
RAK4002B	230/208V direct connect junction box for 5500, 5800 only	AZ	13
RAK4002CW	230/208V and 265/277 direct connect junction box wiring	AZ	13
RAK201	Access plate cover	AZC, AZ	10
RAK204U	Standard sub-base non-electrical	AZ	11
RAK205CW	Chaseway for RAK204U sub-base	AZ	11
RAK3152	208/230V Universal power supply kit (15 amp)	AZ	12
RAK3153	Universal power supply, 15 Amp for 5200, 2800, 3800, 5500, 5800 only	AZ	12
RAK3202	208/230V Universal power supply kit (20 amp)	AZ	12
RAK3203	Universal power supply, 20 Amp for 5200 2800, 3800, 5500, 5800 only	AZ	12
RAK3302	208/230V Universal power supply kit (30 amp)	AZ	12
RAK3303	Universal power supply, 30 Amp for 5200 2800, 3800, 5500, 5800 only	AZ	12
RAK4157	208/230V Universal power supply, 15 Amp for 2800, 3800, 5500, 5800, 7500 only	AZ	12
RAK4207	208/230V Universal power supply, 20 Amp for 2800, 3800, 5500, 5800, 7500 only	AZ	12
RAK4307	208/230V Universal power supply, 30 Amp for 2800, 3800, 5500, 5800, 7500 only	AZ	12
RAK5157	265/275V Universal power supply, 15 Amp for 2800, 3800, 5500, 5800, 7500 only	AZ	11
RAK5207	265/275V Universal power supply, 20 Amp for 2800, 3800, 5500, 5800, 7500 only	AZ	11
RAK5307	265/275V Universal power supply, 30 Amp for 2800, 3800, 5500, 5800, 7500 only	AZ	11
RAK5172	Universal power supply, 15 Amp, 265V for 5200 2800, 3800, 5500, 5800 only	AZ	13
RAK5202	Universal power supply, 20 Amp, 265V for 5200 2800, 3800, 5500, 5800 only	AZ	13
RAK5302	Universal power supply, 30 Amp, 265V for 5200 2800, 3800, 5500, 5800 only	AZ	13

### All sales kits are stocked in Appliance Distribution Centers

\***A-B Series:** Zonelines built before 1987 – Zoneline I, II, III, and IV; **AZC Series:** Zonelines built from 1987 to 1992 – includes AZR Series – Zoneline 1000, 2000, 2500, 2700, 3000, 4000, 5000; **AZ Series:** Zonelines built after 1992 – Zoneline 2100, 3100, 2600, 5100 / Zoneline 2200, 3200, 5200 / Zoneline 2500, 3500, 5500 / Zoneline 2800, 3800, 5800.

# Order information

## Zoneline units

Number	Description	Model Type*	Page No.
RAK204D15P	Standard sub-base for 2800, 3800, 5200, 5500 & 5800 only	AZ	11
RAK204D20P	Standard sub-base for 2800, 3800, 5200, 5500 & 5800 only	AZ	11
RAK204D30P	Standard sub-base for 2800, 3800, 5200, 5500 & 5800 only	AZ	11
RAK204E15	Standard sub-base for 2200, 2500, 3200 & 5800 only	AZ	11
RAK204E20	Standard sub-base for 2200, 2500, 3200 & 5800 only	AZ	11
RAK204E30	Standard sub-base for 2200, 2500, 3200 & 5800 only	AZ	11
RAK601	Duct extension, register and trim flange	AZC, AZ	9
RAK602	Duct extension, register and trim flange	AZC, AZ	9
RAK605	Duct adapter for 2100 & 3100 only	AZ	9
RAK6052	Duct adapter for 2200, 3200, 2500, 3500, 2800 & 3800	AZ	9
RAK7012	Duct adapter for replacement of A-B with rounded front AZ chassis for 2200, 3200, 2500, 3500, 2800 & 3800 only	AZ	10
RAK702	Duct transition for replacement of AZC with sloped front AZ chassis for 2100 & 3100 only	AZ	10
RAK7022	Duct transition for replacement of AZC with rounded front AZ chassis for 2200, 3200, 2500, 3500, 2800 & 3800 only	AZ	10
RAK8022	Locking door kit for 2200, 3200 & 5200 only	AZ	13
RAK8023	Locking door kit for 2800, 3800 & 5800 only	AZ	13
RAK806	Universal cover label (10 covers per kit)	AZ	14
RAK901L	Wall case insulation kit	AZ	14

## Built-in units

Number	Description	Page No.
RAA72	Replacement filter for rounded front "J" chassis – 2 round control knob openings	19
RAA72A	Replacement filter for rounded front "J" chassis – oval control openings	19
RAB46	Standard wall case for "J" chassis built-in unit	16
RAB47	Tenant option wall case for "J" chassis	16
RAB48	Tenant option wall case for "J" chassis	16
RAK66	Wall case insulation kit	16
RAD4A1	Drain kit	16
RAF622	Replacement room front for rounded front "J" chassis – 2 round control knob openings	17
RAF622A	Replacement room front for rounded front "J" chassis – oval control openings	17
RAG13	Stamped aluminum exterior grille for "J" series	17
RAG14E	Architectural louvered exterior grille for "J" series	17
RAK123A64	Fedders sleeve adapter	18
RAK65A1	Window installation kit for "J" series	16
RAK690	Architectural louvered grille adapter for "J" chassis unit	17
RAK1072	Hotpoint® chassis sleeve adapter	18
RAK1082	Whirlpool® sleeve adapter	18
RAK1102	RAB30 (F model sleeve) adapter	18

## Thermostats

Number	Description	Model Type*	Page No.
RAK147	Wall-mounted mechanical remote heat pump thermostat	A-B, AZ, AZR	20
RAK148D1	Heat pump digital remote thermostat	A-B, AZ, AZR	20
RAK148P1	Heat pump programmable remote thermostat	A-B, AZ, AZR	20
RAK163A1	Cooling with electric heat mechanical remote thermostat	A-B, AZ, AZR	21
RAK164D1	Cooling with electric heat digital remote thermostat	A-B, AZ, AZR	21
RAK164P1	Cooling with electric heat programmable remote thermostat	A-B, AZ, AZR	21
RAK348T1	Heat pump wireless programmable remote thermostat	AZ	20
RAK348R1	Heat pump wireless programmable remote thermostat receiver	AZ	20
RAK364T1	Cooling with electric wireless programmable remote thermostat	AZ	21
RAK364R1	Cooling with electric wireless programmable remote thermostat receiver	AZ	21

All sales kits are stocked in Appliance Distribution Centers

\*A-B Series: Zonelines built before 1987 – Zoneline I, II, III, and IV; AZC Series: Zonelines built from 1987 to 1992 – includes AZR Series – Zoneline 1000, 2000, 2500, 2700, 3000, 4000, 5000; AZ Series: Zonelines built after 1992 – Zoneline® 2100, 3100, 2600, 5100 / Zoneline 2200, 3200, 5200 / Zoneline 2500, 3500, 5500 / Zoneline 2800, 3800, 5800.

Whirlpool® is a registered trademark of Whirlpool U.S.A.

## Answers at your fingertips



### **GE Answer Center®**

saves you time by providing answers on product features.

**800.626.2000**

### **ge.com**

- features
- installation instructions
- models
- use & care manuals
- specifications
- warranty

### **Quick Specs**

Product features and dimensions are faxed to you FREE, wherever and whenever you need them.

**800.432.3729**

A nationwide network of sales professionals and service technicians wholly dedicated to the builder community.

**800.GE.CARES (800 432 2737)**

**GECustomerNet.com**

**GESelectionCenter.com**



**GE Consumer & Industrial**  
Appliances  
General Electric Company  
Louisville, KY 40225  
ge.com

GE has a policy of continuous improvement of its products and reserves the right to change materials and specifications without notice.

© 2007 GE Company  
Pub. No. 20-S067 PC49218



## Free Manuals Download Website

<http://myh66.com>

<http://usermanuals.us>

<http://www.somanuals.com>

<http://www.4manuals.cc>

<http://www.manual-lib.com>

<http://www.404manual.com>

<http://www.luxmanual.com>

<http://aubethermostatmanual.com>

Golf course search by state

<http://golfingnear.com>

Email search by domain

<http://emailbydomain.com>

Auto manuals search

<http://auto.somanuals.com>

TV manuals search

<http://tv.somanuals.com>