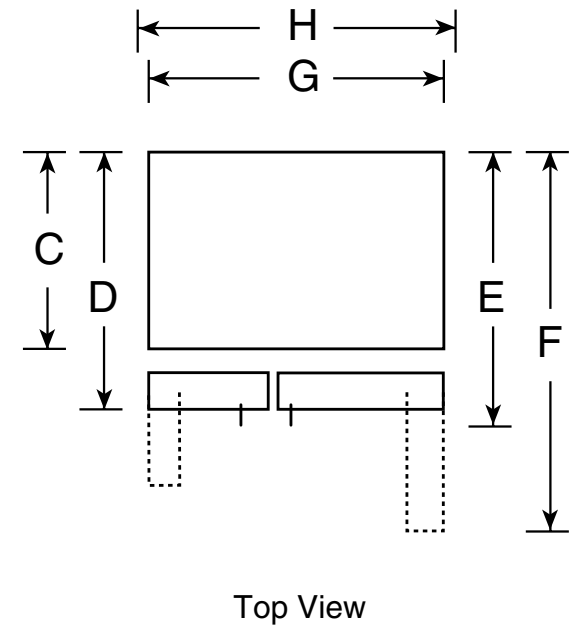
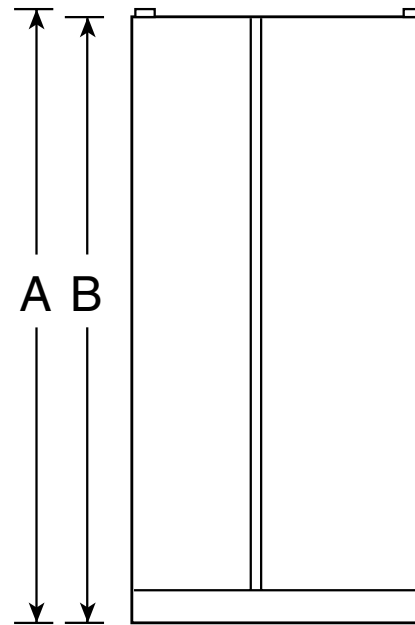


PSS26NSW

GE Profile™ ENERGY STAR® 25.5 Cu. Ft. Stainless Side-By-Side Refrigerator

Dimensions and Installation Information (in inches)

Overall Dimensions	Height to top of hinge (in.) A	69-1/4
	Height to top of case (in.) B	68-3/4
	Case depth without door (in.) C†	28
	Case depth less door handle (in.) D†	32-1/4
	Case depth with door handle (in.) E†	34-7/8
	Depth with fresh food door open 90° (in.) F†	50-1/16
	Width (in.) G	35-3/4
Air Clearances	Width with door open 90° inc. door handle (in.) H	42-3/8
	Each side (in.)	1/8
	Top (in.)	1
	Back (in.)	1



†Water hook-up fits in back air clearance when calculating installation depth.

If installed against a wall, allow clearance of 14-3/16" on freezer side to remove bin. To remove fresh food pans, remove door bins.

Clearance required to remove fresh food full-size pan without disassembling is 18-15/16".

Allow additional space for any necessary leveling adjustments.

For answers to your Monogram,® GE Profile™ or GE® appliance questions, visit our website at ge.com or call GE Answer Center® service, 800.626.2000.



imagination at work



Listed by
Underwriters
Laboratories



As an ENERGY STAR® partner, GE has determined that this product meets the ENERGY STAR guidelines for energy efficiency.

Specification Created 2/07

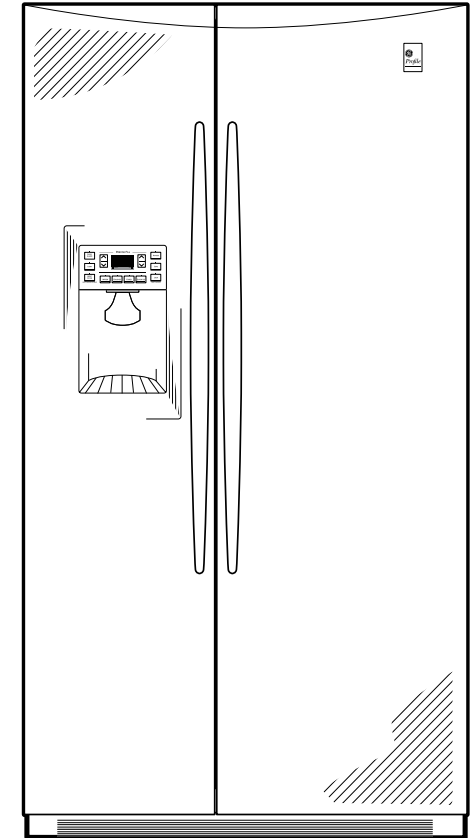
210353

PSS26NSW

GE Profile™ ENERGY STAR® 25.5 Cu. Ft. Stainless Side-By-Side Refrigerator

Features and Benefits

- Stainless Steel with Hidden Hinge and Top Bevel - Provides a striking finish to accentuate kitchen décor that includes contoured doors with a concealed hinge
- ClimateKeeper™ System - Best Temperature Management System That You Can Buy
- Integrated Dispenser with LED Lighting, PreciseFill & UltraFlow100 - Illuminates the dispenser and pours water in accurate increments or up to 100 ounces per minute
- CustomCool™ Technology - Chills in minutes, thaws in hours and keeps foods fresher, longer
- Slide 'n Store™ Freezer Basket - Offers easy access and flexible storage
- Quick Ice™ Option - Makes ice up to 50% faster than normal settings-ideal for entertaining
- TurboCool™ Setting - "Revs up" the refrigerator, cooling it quickly after frequent door openings
- Integrated Ice™ System - Frees up valuable freezer space; It tilts down, providing easy access to bulk ice
- Tilt-Out Freezer Door Bins - Move forward for convenient access
- Integrated Shelf Support System - Provides strong, yet flexible support
- Adjustable ClearLook™ Door Bins - Hold gallon-size containers with style and ease
- In-the-Door Beverage Rack - Conveniently located inside the refrigerator door to increase flexibility and to free up valuable shelf space
- Adjustable Slide-Out, Spillproof Glass Shelves - Shelves slide out, spills stay put
- GE Water Plus Filtration System - Delivers clean, great-tasting water and ice through the LightTouch! Dispenser with indicator light
- FrostGuard™ Technology - Protects frozen items from freezer burn by monitoring freezer door openings and defrosting only when needed
- Premium Quiet Design - GE's most advanced sound control system
- Model PSS26NSWSS - Stainless steel



As an ENERGY STAR® partner, GE has determined that this product meets the ENERGY STAR guidelines for energy efficiency.

Free Manuals Download Website

<http://myh66.com>

<http://usermanuals.us>

<http://www.somanuals.com>

<http://www.4manuals.cc>

<http://www.manual-lib.com>

<http://www.404manual.com>

<http://www.luxmanual.com>

<http://aubethermostatmanual.com>

Golf course search by state

<http://golfingnear.com>

Email search by domain

<http://emailbydomain.com>

Auto manuals search

<http://auto.somanuals.com>

TV manuals search

<http://tv.somanuals.com>