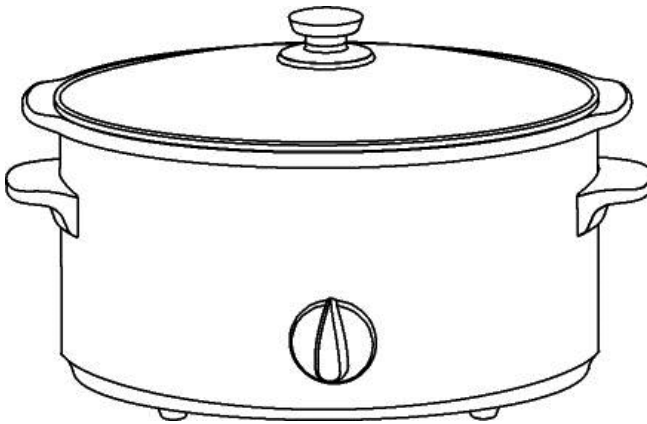




# SLOW COOKER



## Model Number

169087

UPC: 681131690874

**For Customer Assistance call  
1-877-207-0923 (US) or 1-877-556-0973 (Canada)**

## IMPORTANT SAFEGUARDS

When using electrical appliances, especially when children are present, basic safety precautions should always be followed to reduce the risk of fire, electric shock, and/or injury to persons, including the following:

- **READ ALL INSTRUCTIONS.**
- Do not touch hot surfaces. Use handles or knobs. Use potholders when removing cover or handling hot containers.
- To protect against electrical shock, do not immerse cord, plugs or appliance itself in water or any other liquid.
- Close supervision is necessary when any appliance is used by or near children.
- Unplug from outlet when not in use and before cleaning. Allow to cool before cleaning.
- Do not operate any appliance with a damaged cord or plug or after the appliance malfunctions, or has been damaged in any manner. Call our toll-free customer service number for information on examination, repair or adjustment.
- The use of accessory attachments not recommended by the appliance manufacturer may cause injuries.
- Do not use outdoors.
- Do not let cord hang over edge of table or counter, or touch hot surfaces.
- Do not place on or near a hot gas or electric burner or in a heated oven.
- Do not use the appliance for other than its intended uses.
- Lift and open the cover carefully to avoid scalding, and allow water to drip into unit.
- To disconnect, turn the control to OFF, then remove the plug from wall outlet.
- Containers are designed for use with this appliance only. They cannot be used on a range top. Do not set a hot container on a wet or cold surface. Do not use a cracked container.
- This appliance has a non-metallic pot, avoid sudden temperature changes such as adding refrigerated foods into a heated pot.

## SAVE THESE INSTRUCTIONS!

## CONSUMER SAFETY INFORMATION

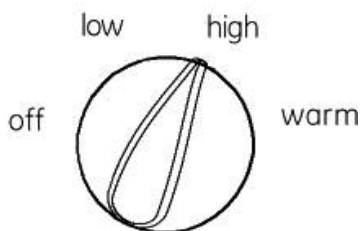
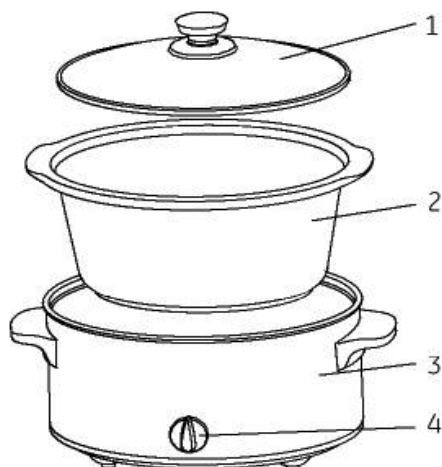
*This appliance is intended for indoor household use only.*

This appliance has a polarized plug (one blade is wider than the other). As a safety feature, this plug will fit in a polarized outlet only one way. If the plug does not fit fully in the outlet, reverse the plug.

If it still does not fit, contact a qualified electrician. Do not attempt to defeat this safety feature.

1. Always keep the Slow Cooker unplugged when it is not in use or without inner pot or the inner pot is empty.
2. Do not place the Slow Cooker in any place that is unstable, humid, near fire or any heat sources to prevent any accident or malfunctions.
3. To protect against electric shock, do not immerse the cooking body in water or any liquid. Do not pour any liquid into cooking body without inner pot in it.
4. Always cook with the lid on, for the recommended time.
5. A short power-supply cord is to be provided to reduce the risk resulting from becoming entangled in or tripping over a longer cord.
6. Longer detachable power-supply cords or extension cords are available and may be used if care is exercised in their use.
7. If a Longer detachable power-supply cord or extension cord is used.
  - a. The marked electrical rating of the cord set or extension cord should be at least as great as the electrical rating of the appliance,
  - b. The cord should be arranged so that it will not drape over the countertop or tabletop where it can be pulled on by children or tripped over unintentionally.

## PARTS



1. Glass lid
2. Ceramic pot
3. Cooking body
4. Temperature control

## FEATURES

- Stainless steel housing
- Oval style
- Tempered glass lid
- Dishwasher-safe, removable ceramic inner crock
- Slide-proof rubber feet

## SLOW COOKER MODEL

Model No.	Rated voltage	Rated power	Capacity	Dimensions	Weight
169087	120V/60Hz	320W	6.5 QT	416 x 295 x 257 mm	5.6 kg.

# OPERATING INSTRUCTIONS

1. Wipe the exterior of the inner pot and place into the cooking body. Rotate the inner pot slightly to ensure correct positioning.
2. Turn the switch to "off".
3. Put food into the inner pot and add water according to the food quantity or recipe. Place glass lid on slow cooker
4. Plug in a wall outlet.
5. There are 4 operation settings.

**off : Power off**

**low**

**high**

**warm : Keep warm**

Cooking suggestion: Use Low for cooking 8-10 hours and High for cooking 7-8 hours. Timing may need to be adjusted according to individual recipe.

6. When the cooking time is complete, turn the knob to the "warm" position if you want to continue warming the food.

**NOTE: Use of the "Warm" setting is not recommended for more than 4 hours.**

7. When the food is ready to serve, turn the knob to "off". Unplug from the wall outlet.

# CARE AND MAINTENANCE

1. The ceramic pot goes safely into the dishwasher, or may be washed in hot soapy water. Do not use abrasive cleaning compounds. A cloth, sponge or rubber spatula should be enough to remove any residue. To remove water spots and other stains, use a non- abrasive cleaner or vinegar.
2. Wipe the cooking body with a soft cloth. Never use abrasive cleaner to clean it.
3. As with any fine ceramic, the ceramic bowl will not withstand the shock of sudden temperature changes.
4. If the ceramic has been preheated or is hot, do not put cold foods in it. Do not preheat the Slow Cooker before using unless specified in the recipe. The ceramic should be at room temperature before adding hot foods.
5. Do not use pour cold water if the ceramic pot is hot.

# CUSTOMER ASSISTANCE

If you have a claim under this warranty, please call our Customer Assistance Number. For faster service, please have the model number and product name ready for the operator to assist you. This number can be found on the bottom of your appliance and on the front page of this manual.

**Model Number:** \_\_\_\_\_ **Product Name:** \_\_\_\_\_

Customer Assistance Number 1.877.207.0923 (US) or 1.877.556.0973 (Canada)

Keep these numbers for future reference!

For more information, please visit us at [www.gehousewares.com](http://www.gehousewares.com)

## TWO-YEAR LIMITED WARRANTY

### What does your warranty cover?

- Any defect in material or workmanship.

### For how long after the original purchase?

- Two years.

### What will we do?

- Provide you with a new one.
- For those items still under warranty but no longer available, WAL-MART reserves the right to replace with a similar GE branded product of equal or greater value.

### How do you make a warranty claim?

- Save your receipt.
- Properly pack your unit. We recommend using the original carton and packing materials.
- Return the product to your nearest WAL-MART store or call Customer Assistance at 1-877-207-0923 (U.S.) or 1-877-556-0973 (Canada).

### What does your warranty not cover?

- Parts subject to wear, including, without limitation, glass parts, glass containers, cutter/strainer, blades, seals, gaskets, clutches, motor brushes, and/or agitators, etc.
- Commercial use or any other use not found in printed directions.
- Damage from misuse, abuse, or neglect, including failure to clean product regularly in accordance with manufacturer's instructions.

### How does state law relate to this warranty?

- This warranty gives you specific legal rights, and you may also have other rights which vary from state to state or province to province.
- This warranty is in lieu of any other warranty or condition, whether express or implied, written or oral, including, without limitation, any statutory warranty or condition of merchantability or fitness for a particular purpose.
- WAL-MART, GE and the product manufacturer expressly disclaim all responsibility for special, incidental and consequential damages or losses caused by use of this appliance. Any liability is expressly limited to an amount equal to the purchase price paid whether a claim, however instituted, is based on contract, indemnity, warranty, tort (including negligence), strict liability, or otherwise. Some states or provinces do not allow this exclusion or limitation of incidental or consequential losses so the foregoing disclaimer may not apply to you.

### What if you encounter a problem with this product while using it outside the country of purchase?

- The warranty is valid only in the country of purchase and you follow the warranty claim procedure as noted.



is a trademark of General Electric Company and is used under the license by Wal-Mart Stores Inc., Bentonville, AR 72716

### Marketed in Canada by:

Wal-Mart Canada Corp.  
1940 Argenta Road, Mississauga, Ontario L5N1P9

## Free Manuals Download Website

<http://myh66.com>

<http://usermanuals.us>

<http://www.somanuals.com>

<http://www.4manuals.cc>

<http://www.manual-lib.com>

<http://www.404manual.com>

<http://www.luxmanual.com>

<http://aubethermostatmanual.com>

Golf course search by state

<http://golfingnear.com>

Email search by domain

<http://emailbydomain.com>

Auto manuals search

<http://auto.somanuals.com>

TV manuals search

<http://tv.somanuals.com>