

## WARNINGS AND PRECAUTIONS

- **CAUTION:** TO PREVENT ELECTRIC SHOCK, MATCH WIDE BLADE OF PLUG TO WIDE SLOT, FULLY INSERT.
- **WARNING:** To reduce the risk of fire or electric shock, do not expose this apparatus to rain or moisture.
- **AVERTISSEMENT:** Pour réduire le risque d'incendie ou de choc électrique, ne pas exposer cet appareil sous la pluie et l'humidité.
- **CAUTION:** Use of controls or adjustments or performance of procedures other than those specified may result in hazardous radiation exposure.
- **WARNING:** Changes or modifications to this unit not expressly approved by the party responsible for compliance could void the user's authority to operate the equipment.
- **WARNING:** Do not place the unit on top of any soft, porous, or sensitive surfaces to avoid damaging the surface. Use a protective barrier between the unit and surface to protect the surface.
- **WARNING:** Use of this unit near fluorescent lighting may cause interference regarding use of the remote. If the unit is displaying erratic behavior move away from any fluorescent lighting, as it may be the cause.
- **CAUTION:** Danger of explosion if battery is incorrectly replaced. Replace only with the same or equivalent type.
- **PRECAUTION:** *Danger d'explosion si les piles sont remplacées de façon incorrect. Remplacer les piles seulement par le même type de pile ou l'équivalent.*
- **WARNING:** There is a danger of explosion if you attempt to charge standard Alkaline batteries in the unit. Only use rechargeable NiMH batteries.
- **WARNING:** The remote control's button cell battery contains mercury. Do not put in the trash, instead recycle or dispose of as hazardous waste
- **WARNING:** Lithium batteries, like all rechargeable batteries are recyclable and should be recycled or disposed of in normal household waste. Contact your local government for disposal or recycling practices in your area. They should never be incinerated since they might explode.

Main plug is used as disconnect device and it should remain readily operable during intended use.

Do not mix old and new batteries.

Do not mix alkaline, standard (carbon-zinc), or rechargeable (ni-cad, ni-mh, etc) batteries.

*No mezcle baterías viejas y nuevas.*

*No mezcle baterías alcalinas, estándar (carbono-zinc) o recargables (ni-cad, ni-mh, etc).*

## IMPORTANT SAFETY INSTRUCTIONS

1. Read these Instructions.
2. Keep these Instructions.
3. Heed all Warnings.
4. Follow all instructions.
5. Do not use this apparatus near water.
6. Clean only with a dry cloth.
7. Do not block any ventilation openings. Install in accordance with the manufacturer's instructions.
8. Do not install near any heat sources such as radiators, heat registers, stoves, or other apparatus (including amplifiers) that produce heat.
9. Do not defeat the safety purpose of the polarized or grounding - type plug. A polarized plug has two blades with one wider than the other. A grounding type plug has two blades and a third grounding prong. The wide blade or the third prong are provided for your safety. When the provided plug does not fit into your outlet, consult an electrician for replacement of the obsolete outlet.
10. Protect the power cord from being walked on or pinched particularly at plugs, convenience receptacles, and the point where they exit from the apparatus.
11. Only use attachments/accessories specified by the manufacturer.
12. Use only with a cart, stand, tripod, bracket, or table specified by the manufacturer, or sold with the apparatus. When a cart is used, use caution when moving the cart/apparatus combination to avoid injury from tip-over.
13. Unplug this apparatus during lightning storms or when unused for long periods of time.
14. Refer all servicing to qualified service personnel. Servicing is required when the apparatus has been damaged in any way, such as power-supply cord or plug is damaged, liquid has been spilled or objects have fallen into the apparatus, the apparatus has been exposed to rain or moisture, does not operate normally, or has been dropped.



### FCC Warnings

NOTE: This equipment has been tested and found to comply with the limits for a Class B digital device, pursuant to Part 15 of the FCC Rules. These limits are designed to provide reasonable protection against harmful interference in a residential installation. This equipment generates, uses, and can radiate radio frequency energy and, if not installed and used in accordance with the instructions, may cause harmful interference to radio or television reception, which can be determined by turning the equipment off and on, the user is encouraged to try to correct the interference by one or more of the following measures:

- Reorient or relocate the receiving antenna.
- Increase the separation between the equipment and receiver.
- Connect the equipment into an outlet on a circuit different from that to which the receiver is connected.
- Consult the dealer or an experienced radio/TV technician for help.

### Additional Warnings

- The apparatus shall not be exposed to dripping or splashing and that no objects filled with liquids, such as vases, shall be placed on apparatus.  
*L'appareil ne doit pas être exposé aux écoulements ou aux éclaboussures et aucun objet ne contenant de liquide, tel qu'un vase, ne doit être placé sur l'objet.*
- Main plug is used as disconnect device and it should remain readily operable during intended use. In order to disconnect the apparatus from the mains completely, the mains plug should be disconnected from the mains socket outlet completely.  
*La prise du secteur ne doit pas être obstruée ou doit être facilement accessible pendant son utilisation. Pour être complètement déconnecté de l'alimentation d'entrée, la prise doit être débranchée du secteur.*
- Battery shall not be exposed to excessive heat such as sunshine, fire or the like.  
*Les piles ne doivent pas être exposées à de forte chaleur, tel qu'à la lumière du soleil, au feu ou autres choses de semblable.*



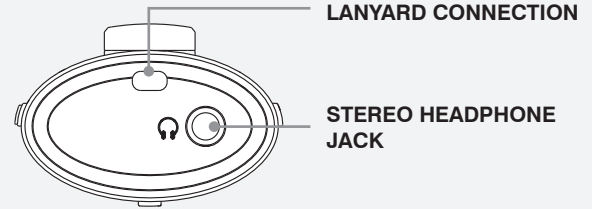
# R100B

## Portable FM Radio

USER'S GUIDE  
V:1029-0116-10

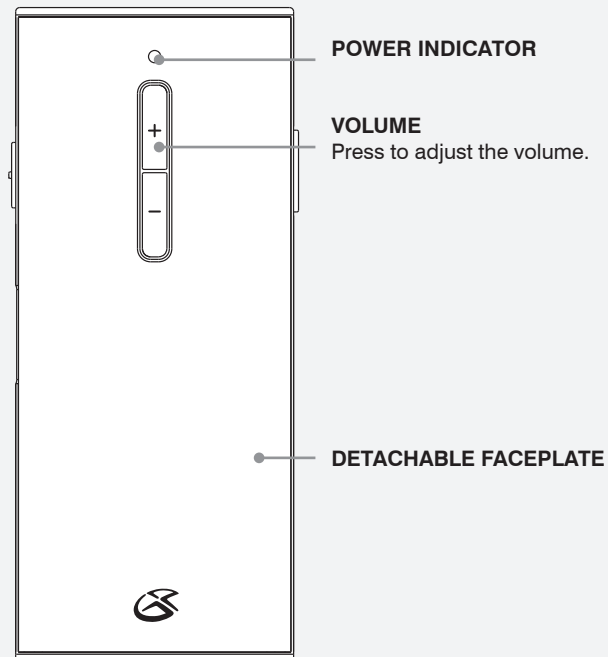
For the most up-to-date version of this User's Guide, go to [www.gpx.com](http://www.gpx.com)

## INTRODUCTION



LANYARD CONNECTION

STEREO HEADPHONE JACK



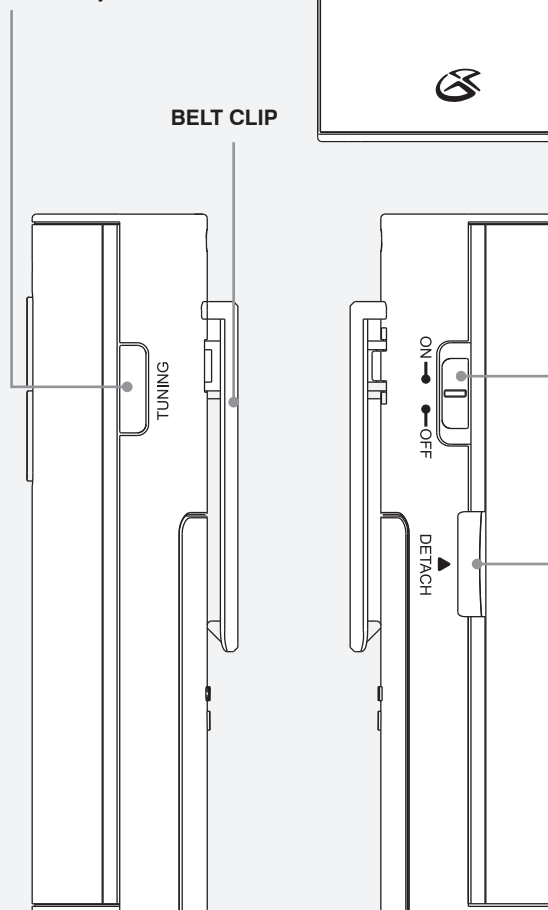
POWER INDICATOR

VOLUME  
Press to adjust the volume.

DETACHABLE FACEPLATE

### TUNING

Press to skip to the next available FM radio station. Press and hold to scan through available FM radio stations continuously.



BELT CLIP

TUNING

ON  
OFF

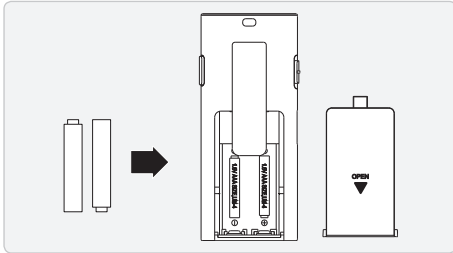
POWER  
Adjust to turn the portable radio off or on.

DETACH (THUMB GRIP)  
Use to take off the detachable face plate.

## SETUP

### Power

Requires 2 AAA batteries  
(not included)



## COMPANY INFORMATION

### International Support

To download this User's Guide in English, Spanish, or French, visit the support section at [www.gpx.com](http://www.gpx.com).

Para transferir esta guía de usuario en inglés, español, o francés, visite la sección de la ayuda en [www.gpx.com](http://www.gpx.com).

Pour télécharger ce guide de l'utilisateur en anglais, espagnol, ou français, visitez la section de soutien chez [www.gpx.com](http://www.gpx.com).

### Contact Information

Address: 2116 Carr Street, St. Louis MO, 63106

Phone: 1-314-621-2881

Fax: 1-314-588-1805

Email: [prodinfo@gpx.com](mailto:prodinfo@gpx.com)

Parts Email: [partsinfo@dpi-global.com](mailto:partsinfo@dpi-global.com)

Website: [www.gpx.com](http://www.gpx.com)

© 2009 Digital Products International (DPI, Inc.) | All other trademarks appearing herein are the property of their respective owners. Specifications are subject to change without notice

## PORTABLE FM RADIO

### Included

- R100B
- One set of stereo earbuds
- Lanyard
- Three interchangeable colored faceplates

### Features

- FM radio
- Detachable belt clip
- Digital tuning control
- No display
- Stereo headphone jack
- Last station memory
- Last volume memory
- DC battery power: requires 2 AAA batteries (not included)

## OPERATIONS

### Tuning the Radio

- 1 Press the **TUNING** button to search forward to the next available FM radio station.
- 2 Press and hold the **TUNING** button to scan continuously through available FM radio stations. Release the **TUNING** button to stop on the current FM radio station.
- 3 Press the **VOLUME** buttons to adjust the volume.

*Audio from the portable radio can only be heard through connected headphones or earbuds.*

### Changing the Faceplate

- 1 Use the **DETACH THUMB GRIP** to remove the current faceplate.
- 2 Line the button holes on faceplate you want to attach up with the **VOLUME** buttons.
- 3 Snap the faceplate into place.

## LIMITED 90 DAY WARRANTY

The Manufacturer warrants this product to the original purchaser to be free from defects in material and workmanship, under normal conditions, for a period of 90 days from date of original purchase.

The Manufacturer agrees, at its option during the warranty period, to repair any defect in material or workmanship or to furnish an equal product in exchange without charge. Such repair or replacement is subject to verification of the defect or malfunction and proof of purchase as confirmed by showing a copy of the original dated sales receipt.

To obtain service, return the unit insured and freight PREPAID to:

**GPX, a brand of DPI, Inc. Consumer Service**  
2116 CARR STREET, ST. LOUIS, MO 63106

- Pack the unit in a well-padded, sturdy carton.
- Enclose a copy of your sales receipt to verify the date of purchase.
- Include your name, address and phone number.

The Manufacturer will elect to repair or replace properly warranted product free of charge.

• **NOTE:** This warranty does not cover any product which has been subject to damage due to an act of God, misuse, neglect, accident, abuse, commercial use, or modification of, or to, any part of the product, including the antenna. Damage to external media such as DVD, CD, LP, tape and/or memory devices are not covered nor is the cost incurred in shipping the unit for warranty repair. Under no circumstances shall the Manufacturer be liable for any loss (direct, indirect, incidental, foreseen, unforeseen, special or consequential) or for any damage arising out of, or in connection with, the use of this product.

• iPods are not covered under this warranty.

• This warranty does not cover damage due to improper operation or maintenance, connection to improper voltage supply, or attempted repair by anyone other than the Manufacturer.

• This warranty does not cover re-manufactured units, product sold AS IS or closeout product.

• This warranty is valid only in the United States and grants specific legal rights. You may also have other rights which vary from state to state.

• **NOTE:** For products that contain internal memory for storage of music, data, etc., the amount of memory your operating system reports may vary from the stated memory of this device.

• **IMPORTANT NOTICE: DO NOT RETURN THIS UNIT TO THE RETAIL STORE FOR SERVICE. INSTEAD, FOLLOW THE ABOVE WARRANTY SERVICE INSTRUCTIONS.**

2116 CARR STREET • ST. LOUIS, MO 63106 • TEL: 314-621-2881 • FAX: 314-588-1805

### Garantía Limitada de 1 año

The Manufacturer garantiza este producto al comprador inicial contra todo defecto de material y de fabricación, bajo condiciones normales, por un periodo de 90 días a partir de la fecha de compra inicial. Un año en partes comenzando del día de compra. The Manufacturer le proporcionará partes sólo a los productos reparados en el Departamento de Servicios de GPX en St. Louis, MO y costos de envío tienen que ser pagados por el cliente en anticipo después de 90 días.

The Manufacturer acepta, a su discreción durante el periodo de vigencia de esta garantía, reparar todo defecto de material o de fabricación o reemplazar el producto defectuoso por el mismo producto sin costo adicional. Esta reparación o reemplazo está sujeta a la verificación del defecto o del mal funcionamiento del aparato y prueba mostrando el número de modelo de GPX en el recibo original de compras con la fecha.

Para obtener este servicio, envíe su unidad asegurada y con el transporte PAGADO POR ADELANTADO a:

GPX Consumer Service  
2116 CARR STREET, ST. LOUIS, MO 63106

- Embale la unidad en una caja de cartón resistente, con relleno protector.
- Adjunte una copia de su recibo de venta para verificar la fecha de compra del producto.
- Incluya su nombre, dirección y número de teléfono.

The Manufacturer decidirá reparar o reemplazar el producto garantizado sin costo adicional.

• **NOTA:** Esta garantía no cubre ningún producto dañado por causas de fuerza mayor, mala utilización, negligencia, accidente, abuso, uso comercial o modificación de o a cualquier parte del producto, incluyendo la antena. Esta garantía no cubre tampoco los daños causados a medios externos como DVD, discos compactos, discos de larga duración, cintas y/o aparatos de memoria ni tampoco el costo de envío del producto para su reparación. The Manufacturer no es responsable, bajo ninguna circunstancia, de pérdidas (directas, indirectas, secundarias, previstas, imprevistas, especiales) o de daños que resulten de o por el uso de este producto.

• Esta garantía no cubre los daños que resulten de la utilización o del mantenimiento incorrecto, de la conexión a una fuente de voltaje inapropiada o de un intento de reparación realizado por personal no autorizado por el Manufacturer, St. Louis, MO.

• Esta garantía no cubre las unidades fabricadas nuevamente, los productos vendidos TAL CUAL o productos de liquidación.

• Esta garantía es válida únicamente en Estados Unidos y confiere derechos legales específicos. Usted puede tener otros derechos que varían de Estado a Estado.

• **NOTA:** Para los productos que contienen memoria interna para almacenar música, información, etc., la cantidad de memoria que su sistema operativo reporta puede variar según la memoria que este aparato indica.

• **IMPORTANT:** NO ENVÍE ESTE PRODUCTO AL NEGOCIO EN QUE LO COMPRÓ PARA REPARACIÓN. CONSULTE ESTA GARANTÍA PARA OBTENER INFORMACIONES AL RESPECTO.

### Garantie Limitée de 1 an

The Manufacturer garantit ce produit à l'acheteur initial contre tout défaut de matériel et de fabrication, en conditions normales, pour une période de 90 jours à compter de la date d'achat initial du produit. Un an sur des parties de jour d'achat. The Manufacturer fournira des pièces seulement pour @ le centre commercial service par produits de GPX à St. Louis, MOIS. Le travail et les honoraires de S&H doivent être payés par le client après 90-days, à l'avance.

The Manufacturer accepte à son choix, pendant la durée de cette garantie, de réparer tout défaut de matériel et de fabrication ou de remplacer le produit défectueux par le même produit sans frais. Cette réparation ou ce remplacement sera effectué moyennant la vérification du défaut ou du mauvais fonctionnement de l'appareil et la présentation d'une preuve d'achat dans la forme d'un reçu de vente original daté en montrant le numéro de type de GPX.

Pour obtenir ce service, envoyez le produit assuré, avec fret PAYÉ D'AVANCE à:

GPX Consumer Service  
2116 CARR STREET, ST. LOUIS, MO 63106

- Emballez votre produit dans une boîte de carton rembourrée.
- Joignez une copie de votre reçu de ventes pour vérification de la date d'achat du produit.
- Indiquez votre nom, adresse et numéro de téléphone.

The Manufacturer choisira de réparer ou de remplacer tout produit garanti, sans frais.

• **REMARQUE:** Cette garantie ne couvre pas les produits endommagés par cause de force majeure, mauvaise utilisation, négligence, accident, mauvais traitement, utilisation commerciale ou modification de ou à quelque part que ce soit de ces produits, y compris l'antenne. Cette garantie ne couvre pas non plus les dommages causés aux médias extérieurs tels que des DVD, disques compacts, albums, cassettes et/ou appareils de mémoire ni le coût d'envoi du produit pour sa réparation. En aucun cas, le Manufacturer ne sera pas tenu responsable des pertes (directes, indirectes, secondaires, prévues, imprévues, spéciales) ou des dommages qui découlent de ou en raison de l'utilisation de ce produit.

• Sont exclus de cette garantie les défauts pouvant survenir par la suite de l'utilisation et de l'entretien anormaux, du raccordement à une source de tension inadéquate ou des réparations effectuées par du personnel non autorisé par le Manufacturer, St. Louis, MO.

• Cette garantie ne couvre pas les produits fabriqués à nouveau ou les produits vendus TEL QUELS ou produits liquidés.

• Cette garantie n'est valable qu'aux États-Unis et vous confère des droits légaux spécifiques. Vous pouvez avoir d'autres droits en vertu des lois étatiques.

• **REMARQUE:** Pour les produits qui contiennent mémoire interne pour stocker de la musique, information, etc., la quantité de mémoire que votre système d'exploitation rapporte peut varier selon la mémoire que cet appareil indique.

• **IMPORTANT: N'ENVIEZ PAS CE PRODUIT AU DÉTAILLANT POUR RÉPARATION. LISEZ CETTE GARANTIE POUR OBTENIR DES INFORMATIONS SUR LES SERVICES FOURNIS.**

## Free Manuals Download Website

<http://myh66.com>

<http://usermanuals.us>

<http://www.somanuals.com>

<http://www.4manuals.cc>

<http://www.manual-lib.com>

<http://www.404manual.com>

<http://www.luxmanual.com>

<http://aubethermostatmanual.com>

Golf course search by state

<http://golfingnear.com>

Email search by domain

<http://emailbydomain.com>

Auto manuals search

<http://auto.somanuals.com>

TV manuals search

<http://tv.somanuals.com>