

WARNINGS AND PRECAUTIONS



The lightning flash with arrowhead symbol, within an equilateral triangle, is intended to alert the user to the presence of uninsulated "dangerous voltage" within the product's enclosure that may be of sufficient magnitude to constitute a risk of electric shock to persons.



The exclamation point within an equilateral triangle is intended to alert the user to the presence of important operating and maintenance (servicing) instructions in the literature accompanying the appliance.

- **CAUTION:** TO PREVENT ELECTRIC SHOCK, MATCH WIDE BLADE OF PLUG TO WIDE SLOT, FULLY INSERT.
- **WARNING:** To prevent fire or shock hazards, do not expose this unit to rain or moisture.
- **CAUTION:** Use of controls or adjustments or performance of procedures other than those specified may result in hazardous radiation exposure.
- **WARNING:** Changes or modifications to this unit not expressly approved by the party responsible for compliance could void the user's authority to operate the equipment.
- **CAUTION:** Danger of explosion if battery is incorrectly replaced. Replace only with the same or equivalent type.
- **PRÉCAUTION:** *Danger d'explosion si les piles sont remplacées de façon incorrect. Remplacer les piles seulement par le même type de pile ou l'équivalent.*

Do not mix old and new batteries.

Do not mix alkaline, standard (carbon-zinc), or rechargeable (ni-cad, ni-mh, etc) batteries.

No mezcle baterías viejas y nuevas.

No mezcle baterías alcalinas, estándar (carbono-zinc) o recargables (ni-cad, ni-mh, etc).

FCC Warnings

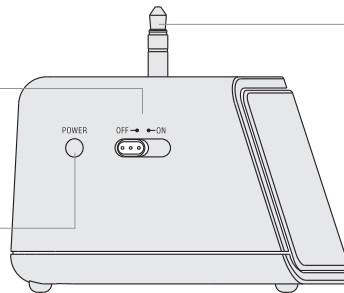
NOTE: This equipment has been tested and found to comply with the limits for a Class B digital device, pursuant to Part 15 of the FCC Rules. These limits are designed to provide reasonable protection against harmful interference in a residential installation. This equipment generates, uses, and can radiate radio frequency energy and, if not installed and used in accordance with the instructions, may cause harmful interference to radio communications. However, there is no guarantee that interference will not occur in a particular installation. If this equipment does cause harmful interference to radio or television reception, which can be determined by turning the equipment off and on, the user is encouraged to try to correct the interference by one or more of the following measures:

- Reorient or relocate the receiving antenna.
- Increase the separation between the equipment and receiver.
- Connect the equipment into an outlet on a circuit different from that to which the receiver is connected.
- Consult the dealer or an experienced radio/TV technician for help.

INTRODUCTION

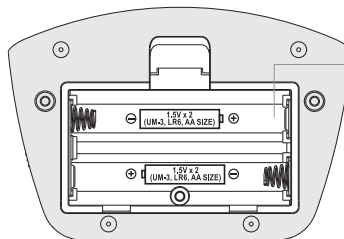
Power Switch
Adjust to turn the unit off or on.

Power Indicator
Illuminates when the power is turned on.



Foldable 3.5mm Stereo Pin

Use to connect an iPod or MP3 player to the speaker.

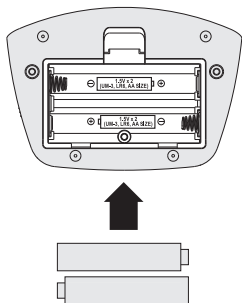


Battery Compartment
Requires 2 AA batteries, not included.

Powering the Unit

The unit requires 2 AA batteries, not included.

Please note, when powered, this unit will not charge a connected iPod or MP3 player.



What's Included

- SA119B
- Documentation

Features

Accessory Mini Speaker

- Folding 3.5mm HP-type Pin Connector
- Connects to iPods, shuffle or any player that has a headphone jack
- Built-In Amplifier
- On/OFF Switch
- Metal Speaker Grill

DC-Powered:

- Uses 2-”AA” Batteries, (not included)

Connecting an iPod or MP3 Player

Adjust the foldable **3.5MM STEREO PIN** so that it is sticking up, out of the unit.

Dock an iPod or an MP3 player's headphone jack onto the **3.5MM STEREO PIN** on the speaker.

Adjust the **POWER** switch to the **ON** position.

If the **POWER INDICATOR** does not illuminate, check the batteries you put in the speaker.

Playback features and volume are all controlled from the connected device.



COMPANY INFORMATION

International Support

To download this User's Guide in English, Spanish, or French, visit the support section at www.ilive.net.

Para transferir esta guía de usuario en inglés, español, o francés, visite la sección de la ayuda en www.ilive.net

Pour télécharger ce guide de l'utilisateur en anglais, espagnol, ou français, visitez la section de soutien chez www.ilive.net.

Contact Information

Address: 2116 Carr Street, St. Louis MO, 63106

Phone: 1-314-621-2881

Fax: 1-314-588-1805

Email: customerservice@ilive.net

Parts Email: partsinfo@dpi-global.com

Website: www.ilive.net

Free Manuals Download Website

<http://myh66.com>

<http://usermanuals.us>

<http://www.somanuals.com>

<http://www.4manuals.cc>

<http://www.manual-lib.com>

<http://www.404manual.com>

<http://www.luxmanual.com>

<http://aubethermostatmanual.com>

Golf course search by state

<http://golfingnear.com>

Email search by domain

<http://emailbydomain.com>

Auto manuals search

<http://auto.somanuals.com>

TV manuals search

<http://tv.somanuals.com>