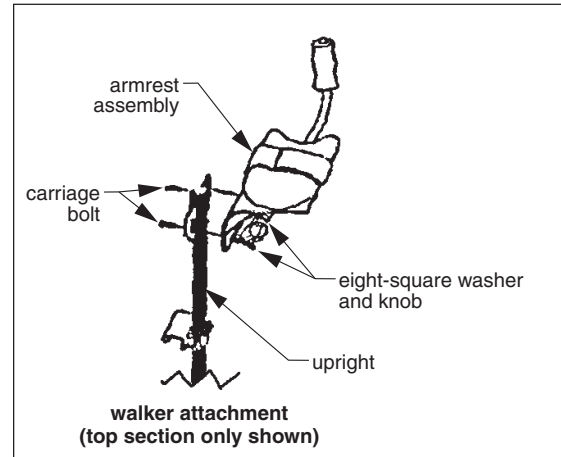
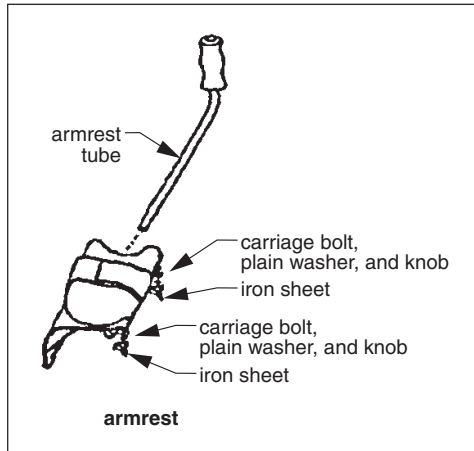
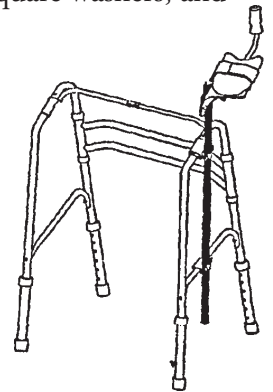


- Warning:** This product should not be used without proper instruction from a healthcare professional.
- Warning:** Lumex assumes no responsibility for any damage or injury caused by improper installation, assembly or use of this product.
- Warning:** If components are damaged or missing, contact your dealer immediately. **DO NOT** use substitute parts.



Assembly instructions (see above pictures)

1. Install armrest tube in iron sheets.
2. Insert carriage bolts, plain washers, and knobs; tighten until secure.
3. Install armrest assembly on upright.
4. Insert carriage bolts, eight-square washers, and knobs; tighten until secure.
5. Install walker attachment on walker as shown in picture at right.



- Warning:** Ensure that all components are securely fastened as described above before use.

WARRANTY

Three year limited warranty. For additional warranty information, please contact your Lumex dealer.

Graham-Field Health Products
Atlanta, Georgia 30360



Free Manuals Download Website

<http://myh66.com>

<http://usermanuals.us>

<http://www.somanuals.com>

<http://www.4manuals.cc>

<http://www.manual-lib.com>

<http://www.404manual.com>

<http://www.luxmanual.com>

<http://aubethermostatmanual.com>

Golf course search by state

<http://golfingnear.com>

Email search by domain

<http://emailbydomain.com>

Auto manuals search

<http://auto.somanuals.com>

TV manuals search

<http://tv.somanuals.com>