








-  **Warning: This product should not be used without proper instruction from a healthcare professional.**
-  **Warning: This product has a maximum user weight limitation of 250 lbs.**
-  **Warning: Lumex assumes no responsibility for any damage or injury caused by improper installation, assembly or use of this product.**
-  **Warning: If components are damaged or missing, contact your dealer immediately. DO NOT use substitute parts.**
-  **Warning: Before use, ensure that all cane tips are properly seated and straight.**
-  **Warning: Use cane on dry and level surfaces *only*. Do not use cane on slippery surfaces, such as wet floors or ice; slippage and instability could occur. Inspect cane weekly for proper function and wear. If any component is not in proper working order or appears worn, contact your Lumex dealer for repair and/or appropriate replacement parts.**

Height adjustment

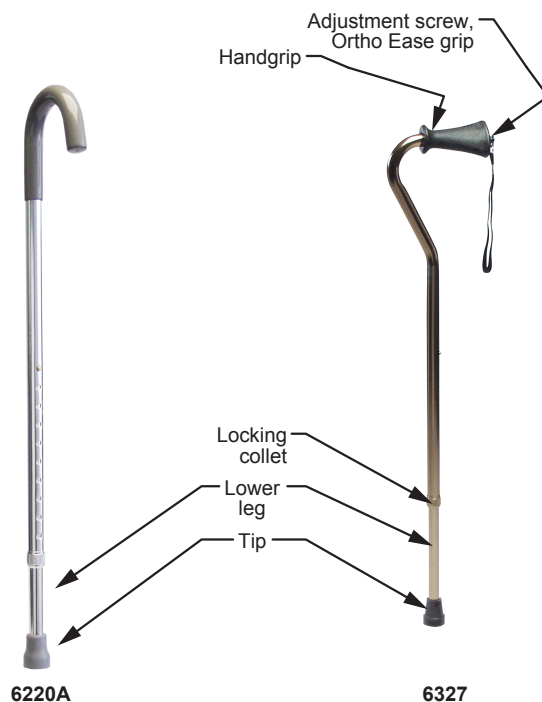
1. Loosen locking collet by twisting counter-clockwise (*Note: 6220A does not have a locking collet*).
2. Adjust cane height: Depress push button and slide lower section upward or downward to desired height.
3. Secure locking collet by turning clockwise until tight.

-  **Warning: Before use, ensure that push button protrudes fully through adjustment hole and that locking collet (if so equipped) is securely tightened.**

Ortho Ease grip adjustment (6327/6328 only)

1. Loosen—don't remove—adjustment screw. Rotate screw counter-clockwise and pull back on handgrip until handgrip is free to rotate.
2. Rotate handgrip to desired position.
3. Push handgrip forward until it is unable to rotate and locks into place. Tighten adjustment screw clockwise until secure.

-  **Warning: Before use, ensure that handgrip adjustment screw is tightened (6327/6328 only).**



Maintenance

Wipe crutches weekly with a damp cloth. Check locking collets and adjustment screws weekly for tightness. Replace cane tips as needed.

WARRANTY

Three year limited warranty. For additional warranty information, please contact your Lumex dealer.

U.S.A., Corporate Headquarters:

Graham-Field Health Products
2935 Northeast Parkway
Atlanta, Georgia 30360
telephone: 800-347-5678, 770-447-1609
fax: 800-726-0601, 678-291-3232



<http://www.grahamfield.com>

Free Manuals Download Website

<http://myh66.com>

<http://usermanuals.us>

<http://www.somanuals.com>

<http://www.4manuals.cc>

<http://www.manual-lib.com>

<http://www.404manual.com>

<http://www.luxmanual.com>

<http://aubethermostatmanual.com>

Golf course search by state

<http://golfingnear.com>

Email search by domain

<http://emailbydomain.com>

Auto manuals search

<http://auto.somanuals.com>

TV manuals search

<http://tv.somanuals.com>