



GRAHAM-FIELD HEALTH PRODUCTS

716070A & 716170A: EVERYDAY DUAL-RELEASE FOLDING WALKER; 716270A & 716370A: EVERYDAY DUAL-RELEASE FOLDING WALKER WITH WHEELS • ASSEMBLY & OPERATION INSTRUCTIONS

PLEASE SAVE THESE INSTRUCTIONS FOR FUTURE USE

SAFETY GUIDELINES - PLEASE READ BEFORE USE

- ⚠ WARNING:** Important! Read and understand these instructions before assembling or using the Everyday Dual-Release Folding Walker. Ensure that the Everyday Dual-Release Folding Walker is assembled as described in the following paragraphs before use. If the Everyday Dual-Release Folding Walker is not properly assembled and adjusted, personal injury and/or damage to the Everyday Dual-Release Folding Walker could result.
- ⚠ WARNING:** Do not use this product without proper instruction from a healthcare professional.
- ⚠ WARNING:** This product has a maximum user weight limitation of 300 lbs.
- ⚠ WARNING:** GF Health Products, Inc. assumes no responsibility for any damage or injury caused by improper installation, assembly or use of this product.
- ⚠ WARNING:** If components are damaged or missing, contact your Graham-Field Health Products dealer immediately. **DO NOT** use substitute parts.
- ⚠ WARNING:** Before using Everyday Dual-Release Folding Walker, ensure that release mechanisms are locked in the open position, and that push buttons protrude fully through height adjustment holes (see picture at lower right).
- ⚠ WARNING:** Inspect walker weekly for proper function and wear. If any component is not in proper working order or appears worn, contact your Graham-Field Health Products dealer for repair and/or appropriate replacement parts.
- ⚠ WARNING:** Always use caution when using this product on wet or slippery surfaces.

EVERYDAY DUAL-RELEASE FOLDING WALKER OPERATION

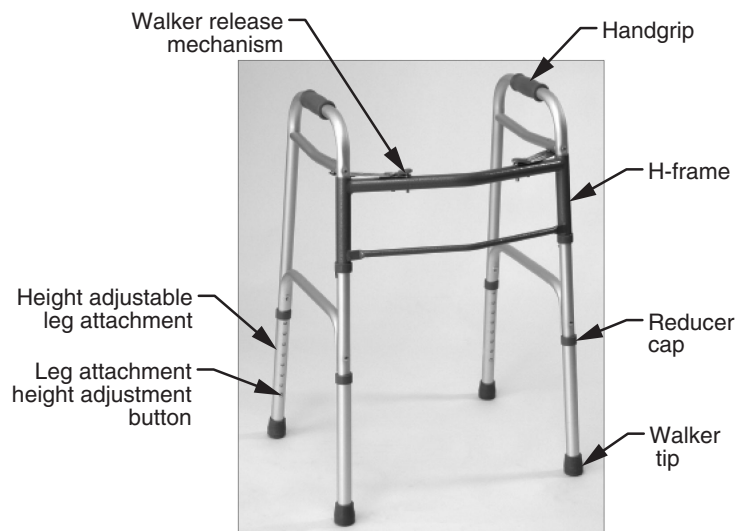
Instructions to open and close walker follow. See picture at right (Everyday Dual-Release Folding Walker without wheels is shown, but directions for Everyday Dual-Release Folding Walker with Wheels are the same).

To open walker

Grasp one handgrip and pull away from center of walker. Repeat with other handgrip. Push handgrips away from each other until the walker release mechanisms click into place.

To close walker

Push downward on release mechanism and hold. Grab nearest handgrip and push toward center of walker. Repeat for other handgrip.

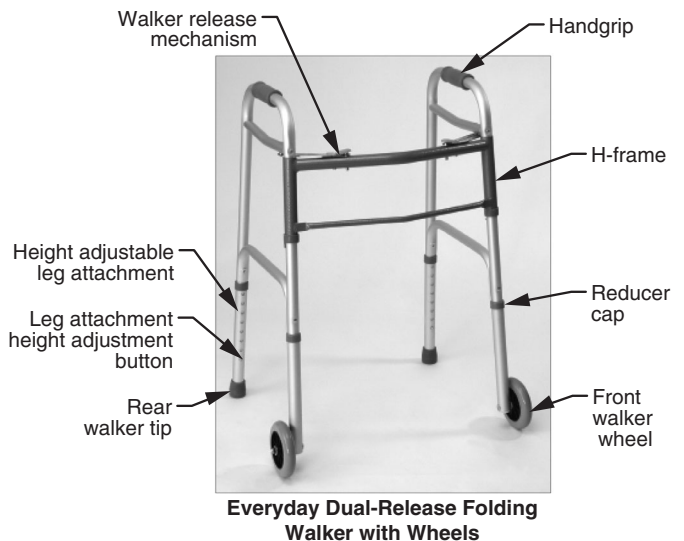
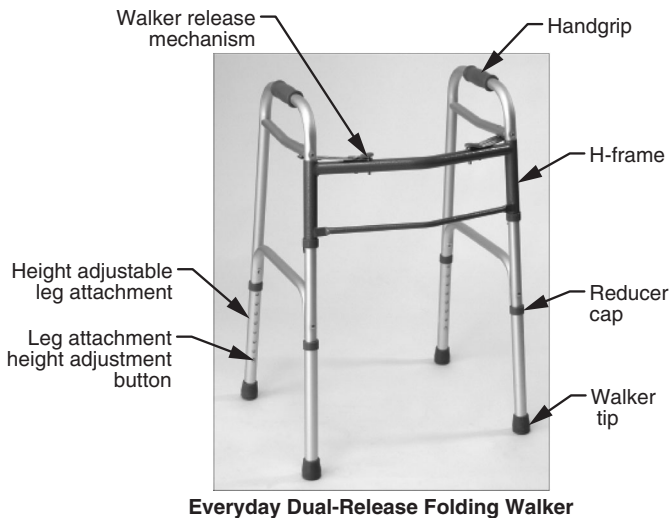


Everyday Dual-Release Folding Walker

To adjust height

Note: Everyday Dual-Release Folding Walker is shipped in its lowest height position. Adjust walker to the desired height before operation.

Refer to illustrations below. The legs of each Everyday Dual-Release Folding Walker are equipped with a height adjustment button and an adjustable leg attachment with eight adjustment positions. Adjust the height of the Everyday Dual-Release Folding Walker by aligning all four leg attachments to the same height position. To adjust the height of a leg attachment, depress the height adjustment button and twist the leg attachment to the desired height.



Use the table at right as a guide for adjusting Everyday Dual-Release Folding Walker height. We recommend that each user consult a healthcare professional for recommended Everyday Dual-Release Folding Walker height.

Walker model / user height table		
Walker model	Walker height adjustment	Recommended user height
716070A	32" - 39"	5'4" - 6'2"
716170A	25" - 34"	4'7" - 5'3"
716270A	34" - 39"	5'4" - 6'2"
716370A	29" - 34"	4'7" - 5'3"

MAINTENANCE

- Wipe walker weekly with a damp cloth.
- Walker may be cleaned with mild soap or detergent. DO NOT use organic solvents, such as acetone, which could damage the grip. Never use abrasive cleansers or scouring pads on any part of walker.
- Check all hardware weekly to ensure that it is securely attached.
- Replace walker tips and wheels as needed.
- To guarantee the best service from your walker, always specify Graham-Field Health Products replacement parts, available from your Graham-Field Health Products dealer.

REPLACEMENT PARTS

See list at right.

Replacement parts	
Part number	Description
LX9141	Walker tip

ATTACHMENTS

Several leg attachments are available to enhance Everyday Dual-Release Folding Walker user independence. These are available through your Graham-Field Health Products dealer. See the following list for all the leg attachment selections.

Walker leg attachment options								
Walker Model # / Description	Attachment part number							
	603630A 3" fixed wheels	603650A 5" fixed wheels	603450A 5" Auto-Stop wheels	603830A 3"swivel wheels	603850A 5"swivel wheels	603910A glide brakes	603915A tall glide brakes	603210A walker glides
716070A Dual release folding, adult	X	X	X	X	X	X	X	X
716170A Dual release folding, junior	X	X	X	X	X	X	X	X
716270A Dual release folding with wheels, adult						X	X	X
716370A Dual release folding with wheels, junior						X	X	X

3" or 5" swivel wheels

Swivel wheels, providing a full 360° turning radius, make it easy to maneuver in confined areas. The 3" wheels are ideal for navigating over flat surfaces, especially indoors. The large 5" wheels are ideal for navigating difficult terrain such as door sills, pavement, grass, and carpet. Swivel wheels attach to the front of Everyday Dual-Release Folding Walkers only. We recommend the use of Graham-Field Health Products glide brakes with swivel wheels.

3" and 5" fixed wheels

Fixed wheels, converting your Everyday Dual-Release Folding Walker into a mobile aid, provide forward mobility with no lateral movement. 3" wheels are ideal for use over flat surfaces, especially indoors. 5" wheels are ideal for navigating difficult terrain such as door sills, pavement, grass, and carpet. Fixed wheels attach to the front of Everyday Dual-Release Folding Walkers only. We recommend the use of Graham-Field Health Products glide brakes with fixed wheels.

Glide brakes

Glide brakes, for use in conjunction with swivel wheels or fixed wheels, provide a safe, gradual braking action for rear Everyday Dual-Release Folding Walker legs. Glide brakes allow rear walker tips to gradually touch the surface by pressing down on the rear walker legs, preventing forward motion.

5" Auto-Stop™ wheels

Auto-Stop wheels, designed as a wheel and braking system, combine rolling and braking in one product. Use on front or rear legs.

For use on front legs of Everyday Dual-Release Folding Walker: 5" rubber wheels are ideal for navigating difficult terrain such as door sills, pavement, grass, and carpet. Wheels stop rolling when weight is applied to the front of the walker. Rear wheels are not recommended when Auto-Stop wheels are on front legs.

For use on rear legs of Everyday Dual-Release Folding Walker: Recommended for use when fixed or swivel wheels are on front walker legs. By adding 5" wheels to a wheeled walker, mobility is maximized. The Auto-Stop feature provides a safe gradual braking action for rear walker legs.

WARRANTY

One year limited warranty. For additional warranty information, please contact your Graham-Field Health Products dealer.

Graham-Field Health Products
Atlanta, Georgia 30360 U.S.A.



GRAHAM-FIELD HEALTH PRODUCTS
For The Quality Of Life.™

Free Manuals Download Website

<http://myh66.com>

<http://usermanuals.us>

<http://www.somanuals.com>

<http://www.4manuals.cc>

<http://www.manual-lib.com>

<http://www.404manual.com>

<http://www.luxmanual.com>

<http://aubethermostatmanual.com>

Golf course search by state

<http://golfingnear.com>

Email search by domain

<http://emailbydomain.com>

Auto manuals search

<http://auto.somanuals.com>

TV manuals search

<http://tv.somanuals.com>