

Refer to:  
 'Installation Instructions for FD, DFD, SSFD, & KFD Models'  
 (Part #452763)  
 or  
 'Installation Instructions for FSD-XXX, DFD-XXX, & CFSD-XXX,  
 SSFSD-XXX Series Fire & Combination Fire Smoke Dampers'  
 (Part #461336)  
 or  
 'Installation Instructions for FD & DFD 150X Series Curtain Fire  
 Dampers' (Part #453946) for additional details.

**Wood Stud Framing for Fire Dampers in Drywall  
 Partitions Utilizing One Retaining Angle**

**FD & DFD Series**

**1 1/2 Hour Curtain Fire Dampers and**

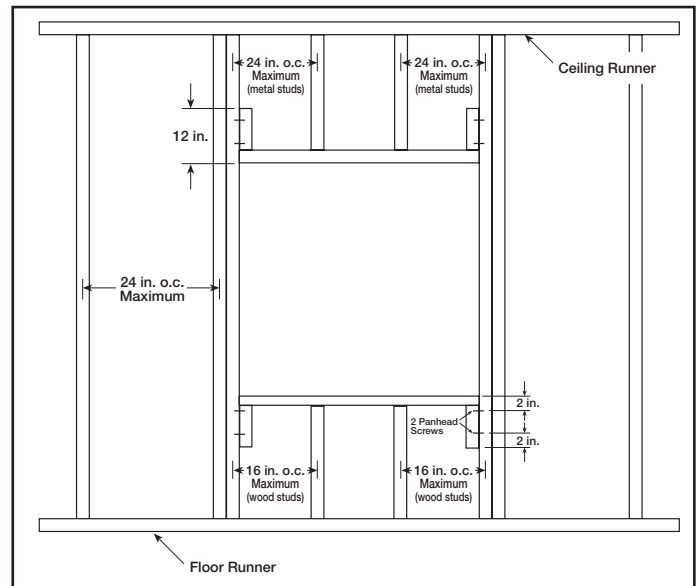
**FSD & SSFSD Series**

**1 1/2 Hour Combination Fire Smoke Dampers  
 Vertical Mount**

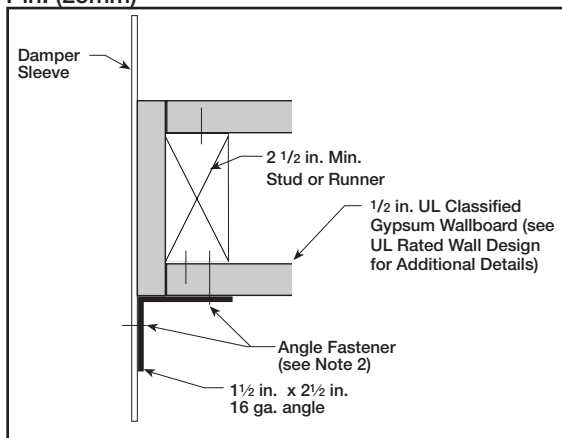
**"UL CLASSIFIED  
 (see complete marking on product)"**  
**"UL CLASSIFIED to Canadian safety standards  
 (see complete marking on product)"**  
 Standards UL 555 & 555S  
 Classifications Filed at UL under Listing #R13317

**Notes**

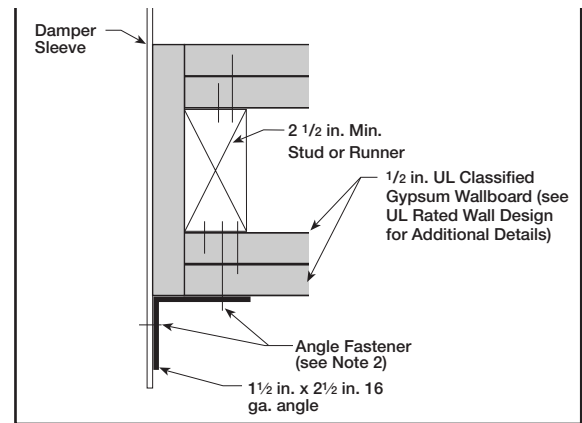
1. Gypsum panels must be screwed 12 in. (305mm) on center maximum to all stud and runner flanges surrounding opening. (See **Figure 1** for Opening Preparation Details).
2. Fire damper and sleeve assemblies 80 in. W x 50 in. H (2032mm x 1270mm), 50 in. W x 80 in. H (1270mm x 2032mm), or 40 in. W x 100 in. H (1016mm x 2540mm) and smaller only require retaining angles on one side of the partition. (See **Figure 2** and **Figure 3**). Retaining angles must be attached to the sleeve and the partition. Larger damper assemblies require retaining angles on both sides of the partition. Retaining angles must be attached to the sleeve.
  - Retaining angles must be a minimum of 16 gauge (1.5mm) steel and have a minimum of 1 1/2 in. x 2 1/2 in. legs (38mm x 63mm).
  - Retaining angles must be attached to the sleeve using one of the methods shown below:
    - tack or spot welds
    - #10 sheet metal screws and bolts
  - Retaining angles must be attached to the partition using drywall screws of a length such that the screw engages the stud by a minimum of 1 3/4 in. (44mm)
  - A minimum of two connections per side, top, and bottom, 12 in. (305mm) O.C. maximum for openings of 48 in. W x 36 in. H (1219mm x 914mm) and less, and 6 in. (152mm) O.C. for openings 80 in. W x 50 in. H (2032mm x 1270mm), 50 in. W x 80 in. H, (1270mm x 2032mm) and 40 in. W x 100 in. H (1016mm x 2540mm) or less.
  - Retaining angles must overlap the partition a minimum of 1 in. (25mm)



**Figure #1: Opening Preparation Detail (double vertical studs are not required for openings 36 in. x 36 in. [914mm x 914mm] or smaller)**



**Figure #2: 1 Hour Wall Rating**



**Figure #3: 2 Hour Wall Rating**

## Free Manuals Download Website

<http://myh66.com>

<http://usermanuals.us>

<http://www.somanuals.com>

<http://www.4manuals.cc>

<http://www.manual-lib.com>

<http://www.404manual.com>

<http://www.luxmanual.com>

<http://aubethermostatmanual.com>

Golf course search by state

<http://golfingnear.com>

Email search by domain

<http://emailbydomain.com>

Auto manuals search

<http://auto.somanuals.com>

TV manuals search

<http://tv.somanuals.com>